

# JACKSON COUNTY, TEXAS

## 2023 BUDGET



@ 4:24  
FILED 9/8/22

Katherine R. Brooks, Clerk of County Court  
JACKSON COUNTY, TEXAS

BY Janet Whitledge

AS FILED WITH THE COUNTY CLERK ON SEPTEMBER 6, 2022

And

APPROVED BY COMMISSIONERS COURT ON SEPTEMBER 6, 2022

FOR: Wayne Hunt, Wayne Bubela, Jill Sklar, Glenn Martin, &  
Dennis Karl

AGAINST:

PRESENT and not voting:

ABSENT:

This budget will raise more total property taxes than last year's budget by \$965,902, which is a 10.11% increase from last year's budget. The property tax revenue to be raised from new property added to the tax roll this year is \$77,081.

	Proposed	Actual
Tax Rate Year	2022	2021
Budget Year	2023	2022
General	0.3650	0.3810
Flood Control <sup>(1)</sup>	0.0508	0.0573
<b>Total Tax Rate</b>	<b>0.4158</b>	<b>0.4383</b>
No-New Revenue Tax Rate	0.3803	0.4269
No-New Revenue M&O	0.3805	0.4273
Voter Approved Tax Rate <sup>(2)</sup>	0.4324	0.4754
No Bonded Debt Outstanding		

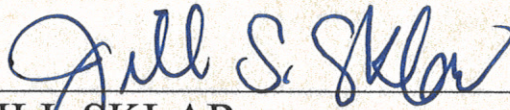
**THE STATE OF TEXAS §**  
**COUNTY OF JACKSON §**

**Budget for the Fiscal Year 2023**

This budget is submitted in accordance with section 111.006 of the Texas Government Code.

Jackson County previously enacted an over 65 and disabled tax freeze which effects total taxes collected.

APPROVED this the 6<sup>th</sup> day of **September, 2022**



---

JILL SKLAR  
COUNTY JUDGE  
JACKSON COUNTY, TEXAS

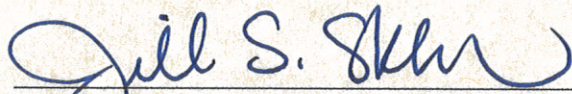
- (1) *This tax is levied, collected and paid to Jackson County County-Wide Drainage District per Contract for Flood Control.*
- (2) *Adjusted for 0.50% Sales Tax*

# BUDGET CERTIFICATE


THE STATE OF TEXAS §  
COUNTY OF JACKSON §

Budget for the Fiscal Year 2023


We, Jill Sklar, County Judge; Kate Brooks, County Clerk; and Michelle Darilek, County Auditor, of Jackson County, Texas, do hereby certify that the attached budget is a true and correct copy of the 2023 Fiscal Year Budget of Jackson County, Texas as passed and approved by the Commissioners' Court of said county on the 6<sup>th</sup> day of September, 2022. The same appears on file in the office of the County Clerk of said County.



Jill Sklar, County Judge

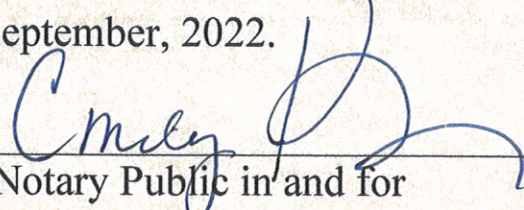


Kate Brooks, County Clerk




Michelle Darilek, County Auditor

SWORN TO AND SUBSCRIBED before me on this 6<sup>th</sup> day of September, 2022.



Notary Public in and for  
the State of Texas



**COUNTY OF JACKSON  
2023 BUDGET  
TABLE OF CONTENTS**

<b>DESCRIPTION</b>	<b>PAGE</b>	<b>FUND</b>
<b>Annual Ad Valorem Revenue</b>	<b>I</b>	
<b>Budget Recap Report</b>	<b>II</b>	
<b>Revenues By Fund</b>	<b>III</b>	
<b>Expenditures by Fund</b>	<b>IV</b>	
<b>Expenditures by Fund - Chart</b>	<b>V</b>	
<b>General Fund Revenues and Expenditures</b>	<b>VI</b>	
<b>General Fund Expenditures By Function-Chart</b>	<b>VII</b>	
<b>Road &amp; Bridge Expenditures</b>	<b>VIII</b>	
<b>DESCRIPTION</b>	<b>PAGE</b>	<b>FUND</b>
<b>GENERAL FUND</b>		
Revenues	1-6	10
County Judge	6-7	10-400
Commissioners' Court	7-8	10-401
County Clerk	8-10	10-403
Veterans Service	10	10-405
Emergency Management	10-11	10-406
Non-Departmental	11-13	10-409
District Court	13-14	10-435
Court Expense	14	10-436
Criminal District Attorney	14-16	10-437
District Clerk	16-18	10-450
Justice of the Peace, Precinct #1	18-19	10-455
Justice of the Peace, Precinct #2	19-20	10-456
Jury	21	10-466
County Auditor	21-22	10-495
County Treasurer	22-24	10-497
Tax Assessor/Collector	24-26	10-499
Public Facilities	26-28	10-510
Fire Protection	28	10-543
Constable, Precinct #1	28-29	10-551
Constable, Precinct #2	29-30	10-552
Sheriff	30-34	10-560
Corrections	34-36	10-561
LNRA Security Contract	36-37	10-562
Juvenile Probation	37-38	10-570
24th Judicial District/Adult Probation	39	10-578
DPS/Troopers	39	10-581
DPS/License & Weight	40	10-582
Sanitation	40-41	10-595

**COUNTY OF JACKSON  
2023 BUDGET  
TABLE OF CONTENTS**

<b>DESCRIPTION</b>	<b>PAGE</b>	<b>FUND</b>
<b>GENERAL Continued</b>		
Permitting & Inspection	41-43	10-600
Health & Human Services	43	10-640
County Library	43-44	10-650
Parks	44-45	10-660
Ag Extension Service	45-46	10-665
U.S. Soil Conservation Service	46	10-670
Disaster	46	10-695
Other Financing Sources/Uses	47	10-700
<b>Permanent Improvement</b>	48-49	12
<b>Commissary Telephone</b>	50-51	15
<b>District Attorney Hot Check</b>	52	17
<b>Elections Administration</b>	53-55	18
<b>Forfeiture, District Attorney</b>	56-57	19
<b>Forfeiture, Sheriff</b>	58-59	21
<b>Technology Fund</b>	60	23
<b>Juvenile Probation Discretionary</b>	61	24
<b>Juvenile Probation Grants</b>	62-65	25
<b>Law Library</b>	66	26
<b>LEOSE, Law Enforcement Officers Ed</b>	67	27
<b>Library Memorial Fund</b>	68-69	28
<b>Records Management, County Clerk</b>	70-71	29
<b>Records Management, County</b>	72	30
<b>Records Management, District Clerk</b>	73	31
<b>Security Fund</b>	74-75	32
<b>Security Fund - JPs</b>	76	33
<b>Child Abuse Prevention</b>	77	34
<b>Child Welfare</b>	78	35
<b>Historical Commission</b>	79	36
<b>Mediation Fund</b>	80	37
<b>Bridge Replacement</b>	81	39
<b>Highway</b>	82-84	40
<b>Road &amp; Bridge, General, Precinct #1</b>	85-87	41
<b>Road &amp; Bridge, General, Precinct #2</b>	88-90	42
<b>Road &amp; Bridge, General, Precinct #3</b>	91-93	43
<b>Road &amp; Bridge, General, Precinct #4</b>	94-96	44
<b>Road &amp; Bridge, Lateral Road</b>	97	45
<b>Precinct #1 Equipment Replacement</b>	98	50
<b>Precinct #2 Equipment Replacement</b>	99	51

**COUNTY OF JACKSON  
2023 BUDGET  
TABLE OF CONTENTS**

<b>DESCRIPTION</b>	<b>PAGE</b>	<b>FUND</b>
Precinct #3 Equipment Replacement	100-101	52
Precinct #4 Equipment Replacement	102	53
Construction Grants	103-104	55
Abandoned Motor Vehicle	105	57
Truancy Prevention & Diversion	106	65
County Specialty Court	107	66
American Rescue Plan	108-110	70
Federal & State Relief	111-112	71
Coastal Protection	113-114	72
Airport	115-116	80
Jail Commissary	117	81
Flood Control - JC Co-Wide Drainage Contract	118	92
<b>FUND SUMMARY</b>	119-120	
<b>CAPTIAL OUTLAY</b>		

**COUNTY OF JACKSON**  
**BUDGET**  
**FISCAL YEAR ENDING**  
**SEPTEMBER 30, 2023**

**COMPARISON OF ANNUAL AD VALOREM REVENUE**

	<i>FISCAL 2018 BUDGET</i>	<i>FISCAL 2019 BUDGET</i>	<i>FISCAL 2020 BUDGET</i>	<i>FISCAL 2021 BUDGET</i>	<i>FISCAL 2022 BUDGET</i>	<i>FISCAL 2023 BUDGET</i>
MARKET VALUE	\$ 1,792,822,259	\$ 1,963,715,404	\$ 2,118,673,422	\$ 2,169,265,140	\$ 2,182,164,482	\$ 2,531,102,377
MAINTENANCE AND OPERATING RATE	0.3986	0.3821	0.3789	0.37	0.381	0.365
EXPECTED AD VALOREM BEFORE OVER 65 AND DISABLED "FROZEN" TAXES	\$ 7,146,190	\$ 7,503,357	\$ 8,027,654	\$ 8,026,281	\$ 8,314,047	\$ 9,238,524
OVER 65 AND DISABLED TAXES	\$ 325,091	\$ 341,346	\$ 362,196	\$ 370,783	\$ 390,173	\$ 396,006
<b>TOTAL EXPECTED AD VALOREM ASSESSED</b>	<b>\$ 7,471,280</b>	<b>\$ 7,844,702</b>	<b>\$ 8,389,850</b>	<b>\$ 8,397,064</b>	<b>\$ 8,704,220</b>	<b>\$ 9,634,530</b>
COLLECTION RATE	98%	98%	98%	98%	98%	98%
<b>TOTAL EXPECTED AD VALOREM COLLECTED</b>	<b>\$ 7,321,854</b>	<b>\$ 7,687,808</b>	<b>\$ 8,222,053</b>	<b>\$ 8,229,123</b>	<b>\$ 8,530,135</b>	<b>\$ 9,441,839</b>

	<i>FISCAL 2018 BUDGET</i>	<i>FISCAL 2019 BUDGET</i>	<i>FISCAL 2020 BUDGET</i>	<i>FISCAL 2021 BUDGET</i>	<i>FISCAL 2022 BUDGET</i>	<i>FISCAL 2022 BUDGET</i>
MARKET VALUE	\$ 1,787,173,048	\$ 1,958,192,030	\$ 2,113,211,494	\$ 2,163,813,000	\$ 2,175,476,481	\$ 2,525,495,373
FLOOD CONTROL <sup>(1)</sup>	0.0671	0.0643	0.0575	0.0574	0.0573	0.0508
EXPECTED AD VALOREM BEFORE OVER 65 AND DISABLED "FROZEN" TAXES	\$ 1,199,193.12	\$ 1,259,117.48	\$ 1,215,096.61	\$ 1,242,028.66	\$ 1,246,548.02	\$ 1,282,951.65
OVER 65 AND DISABLED TAXES	\$ 64,879	\$ 66,708	\$ 69,780	\$ 69,618	\$ 71,936	\$ 63,549
<b>TOTAL EXPECTED AD VALOREM ASSESSED</b>	<b>\$ 1,264,072</b>	<b>\$ 1,325,825</b>	<b>\$ 1,284,877</b>	<b>\$ 1,311,647</b>	<b>\$ 1,318,484</b>	<b>\$ 1,346,500</b>
COLLECTION RATE	98%	98%	98%	98%	98%	98%
<b>TOTAL EXPECTED AD VALOREM COLLECTED</b>	<b>\$ 1,238,790</b>	<b>\$ 1,299,309</b>	<b>\$ 1,259,179</b>	<b>\$ 1,285,414</b>	<b>\$ 1,292,114</b>	<b>\$ 1,319,570</b>

(1) This tax is levied, collected and paid to Jackson County County-Wide Drainage District per Contract for Flood Control.

**COUNTY OF JACKSON**  
**BUDGETED REVENUES BY FUND**  
**FISCAL YEAR ENDING SEPTEMBER 30, 2023**

	2019 Actual	2020 Actual	2021 Actual	2022 Amended Budget	2023 Adopted Budget
General	11,392,546	11,584,555	12,161,815	12,781,504	13,233,570
Permanent Improvement	22,316	12,804	1,211	1,000	5,500
Commissary Telephone	44,047	52,675	46,171	45,000	50,000
District Attorney Hot Check	524	126	150	250	-
Elections Administration	2,424	134,362	1,901	5,257	1,015
District Attorney Forfeiture	79,715	20,218	1,617	2,150	2,000
Sheriff Forfeiture	3,869	12,592	2,304	20	200
Court Technology Fund	10,315	9,041	8,688	8,925	4,600
Juvenile Probation Discretionary	2,644	1,100	635	1,000	-
Juvenile Probation State Grants	157,398	180,527	204,645	251,193	-
Law Library	9,703	9,765	7,742	7,400	7,445
Law Enforcement Officers Education	3,930	3,945	3,653	3,248	3,248
Memorial Library	7,469	5,471	6,027	6,879	6,020
Records Management	70,054	78,137	90,506	80,920	82,100
County Records Management	7,016	5,013	3,693	1,800	600
District Clerk Records Management	5,720	6,496	7,489	6,300	5,900
Security Fees	15,013	14,388	15,148	13,200	13,650
Couthouse Security - JPs	-	833	1,564	1,600	1,100
Child Abuse Prevention & Family Protection	926	1,076	828	820	600
Child Welfare	203	99	8	3	50
Historical Commission	835	1,668	34	20	200
Mediation	-	-	1,676	-	-
Bridge Replacement	3,256	2,192	225	180	2,000
Highway	579,297	731,184	956,654	712,783	567,450
Road & Bridge Operating #1	69,602	13,832	5,158	300	600
Road & Bridge Operating #2	37,810	45,843	702	300	1,300
Road & Bridge Operating #3	23,375	4,500	21,149	220	700
Road & Bridge Operating #4	21,389	17,513	10,769	350	1,600
Road & Bridge Lateral Roads	20,897	20,881	20,833	20,833	20,833
Road & Bridge Equipment Replacement #1	153	212	335	-	237
Road & Bridge Equipment Replacement #2	460	127	6,413	-	700
Road & Bridge Equipment Replacement #3	76	104	3,946	-	200
Road & Bridge Equipment Replacement #4	2,851	1,189	43,441	60	700
Construction Grants	29,070	312,814	44,095	737,497	-
Abandoned Motor Vehicle	4,330	12,985	15,285	5,500	5,500
Truancy Prevention & Diversion	-	3,415	6,423	6,200	5,000
County Specialty Court	-	1,114	3,511	2,800	3,200
American Rescue Plan	-	-	1,434,669	700	1,510,000
Federal & State Relief	-	69,938	604,468	20	150
Coastal Impact Assistance	342,604	508,336	352,581	300,700	305,000
Airport	30,435	7,982	6,303	5,834	11,165
Jail Commissary	9,281	12,062	17,959	11,010	12,100
Flood Control - JC Drainage	1,324,391	1,266,587	1,301,080	1,314,114	1,341,570
<b>TOTAL BUDGETED REVENUES BY FUND</b>	<b>14,335,944</b>	<b>15,167,701</b>	<b>17,423,504</b>	<b>16,337,890</b>	<b>17,207,803</b>

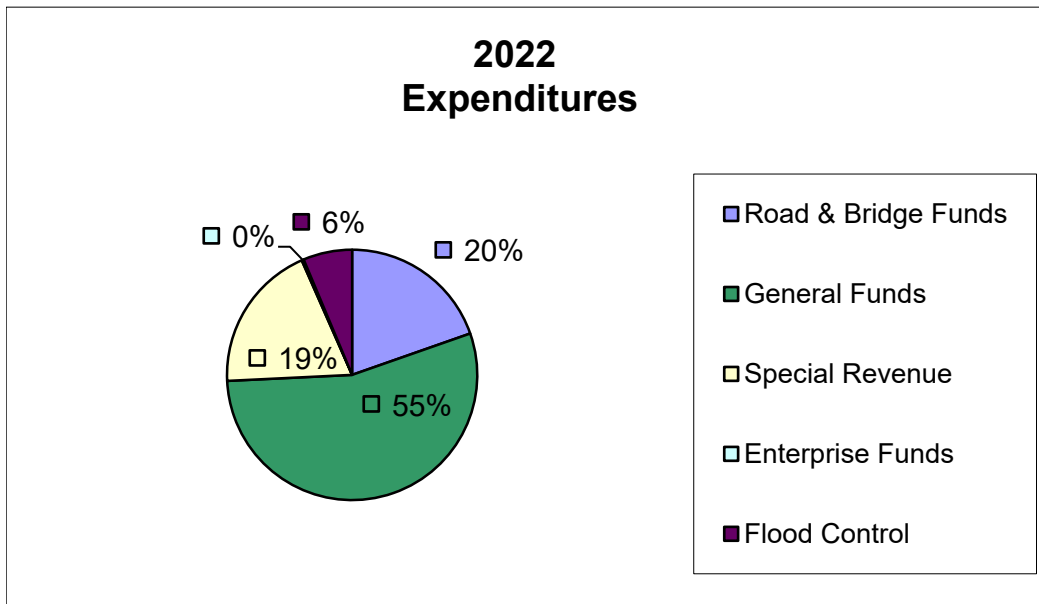


**COUNTY OF JACKSON**  
**EXPENDITURES BY FUND**  
**FISCAL YEAR ENDING SEPTEMBER 30, 2023**

	<b>2019 Actual</b>	<b>2020 Actual</b>	<b>2021 Actual</b>	<b>2022 Amended Budget</b>	<b>2023 Adopted Budget</b>
General	8,835,824	8,700,421	8,876,241	10,705,495	10,577,144
Permanent Improvement	28,525	17,350	21,026	464,000	992,200
Commissary Telephone	50,648	54,376	13,211	66,594	80,938
District Attorney Hot Check	-	-	-	3,544	1,963
Elections Administration	-	30,667	37,094	78,075	74,998
District Attorney Forfeiture	22,893	21,835	37,613	62,821	71,445
Sheriff Forfeiture	5,584	10,374	2,845	5,791	13,000
Justice Court Technology Fund	12,900	8,939	7,174	13,550	8,200
Juvenile Probation Discretionary	1,050	-	-	4,000	1,483
Juvenile Probation State Grants	184,847	179,761	206,753	252,129	1,000
Law Library	7,879	6,575	9,115	9,000	12,703
Law Enforcement Officers Education	4,761	2,847	4,561	6,617	6,226
Memorial Library	6,961	6,222	5,736	10,035	9,100
Records Management	28,755	66,590	67,250	103,494	114,570
County Records Management	9,730	7,717	300	7,600	8,000
District Clerk Records Management	6,141	7,360	6,678	8,300	9,394
Security	22,978	4,871	1,302	29,401	31,369
Security - JPs	-	-	-	4,000	2,800
Child Abuse Prevention & Family Protection	1,000	1,000	1,000	800	500
Child Welfare	50	-	-	2,500	2,800
Historical Commission	1,108	1,124	1,313	35,203	34,199
Mediation	-	-	-	2,626	4,000
Bridge Replacement	-	-	-	289,000	342,742
Highway	105,521	266,513	1,124,020	1,316,395	296,698
Road & Bridge Operating #1	564,627	550,986	554,085	631,213	597,190
Road & Bridge Operating #2	564,915	537,897	520,536	666,592	698,390
Road & Bridge Operating #3	463,831	453,109	406,655	567,441	638,750
Road & Bridge Operating #4	941,448	649,652	565,743	1,044,623	1,119,840
Road & Bridge Lateral Roads	20,897	15,661	26,053	20,833	20,833
Road & Bridge Equipment Replacement #1	18,708	9,499	-	52,513	73,082
Road & Bridge Equipment Replacement #2	30,000	20,706	40,577	158,056	179,700
Road & Bridge Equipment Replacement #3	20,000	-	25,000	25,150	45,800
Road & Bridge Equipment Replacement #4	5,828	4,858	58,396	162,900	145,000
Construction Grants	29,601	315,069	54,097	737,497	-
Abandoned Motor Vehicle	3,511	4,751	7,879	17,800	17,800
Truancy Prevention & Diversion	-	-	8,000	16,335	19,000
County Specialty Court	-	-	1,300	7,000	11,000
American Rescue Plan	-	-	-	1,434,685	1,511,749
Federal & State Relief	-	-	620,194	68,335	67,144
Coastal Impact Assistance	-	118	84,752	1,656,250	1,950,500
Airport	49,929	26,202	18,022	23,177	28,225
Jail Commissary	6,312	8,000	8,952	21,000	29,000
Flood Control - JC Drainage	1,324,391	1,266,586	1,299,345	1,314,114	1,341,570
<b>TOTAL BUDGETED EXPENDITURES BY FUND</b>	<b>13,381,153</b>	<b>13,257,636</b>	<b>14,722,818</b>	<b>22,106,484</b>	<b>21,192,045</b>

**COUNTY OF JACKSON**  
**BUDGETED EXPENDITURES BY FUNDS**  
**FISCAL YEAR ENDING SEPTEMBER 30, 2023**

Road & Bridge Funds	4,162,025
General Funds	11,569,344
Special Revenue	4,061,881
Enterprise Funds	57,225
Flood Control	1,341,570
	<u>21,192,045</u> *



**General Funds:** General, Permanent Improvement

**Special Revenue:** Historical Commission, Child Welfare, Juvenile Probation Funds, Memorial Library, LOESE, Child Abuse Prevention, Coastal Impact, Community Development, CDA Forfeiture, Sheriff Forfeiture, Law Library, District Attorney, Records Management, County Records Management, District Clerk Records Management, Security, Security - JPs, Commissary Telephone, Justice Court Technology, Election Administration Abandoned Motor Vehicle, Truancy Prevention & Diversion, County Specialty Court American Rescue Fund, Federal & State Relief

**Enterprise Funds:** Airport and Commissary

\*Does not include transfers

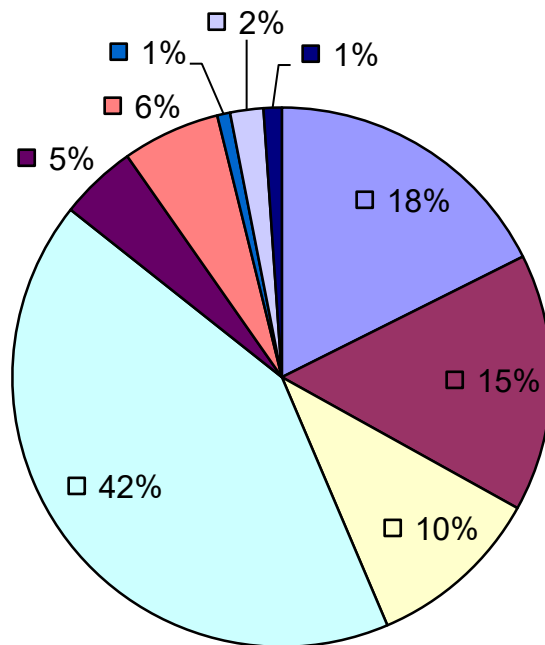
**COUNTY OF JACKSON**  
**BUDGETED GENERAL FUND STATEMENT OF REVENUES AND EXPENDITURES**  
**FISCAL YEAR ENDING SEPTEMBER 30, 2023**

	<u>2019 Actual</u>	<u>2020 Actual</u>	<u>2021 Actual</u>	<u>2022 Amended Budget</u>	<u>2023 Adopted Budget</u>
<b>REVENUES</b>					
Taxes	9,522,992	9,661,468	9,694,389	9,866,335	10,820,339
Licenses and Permits	23,740	19,520	25,265	19,300	23,000
Intergovernmental Revenue	442,663	508,223	962,696	1,544,496	1,080,054
Charges for Services	662,967	643,356	757,213	765,300	779,077
Fines and Forfeitures	427,363	438,773	435,907	392,500	368,500
Miscellaneous Revenue	312,821	313,215	286,345	193,573	162,600
<b>TOTAL REVENUES</b>	<u>11,392,546</u>	<u>11,584,555</u>	<u>12,161,815</u>	<u>12,781,504</u>	<u>13,233,570</u>
<b>EXPENDITURES</b>					
County Judge	199,052	201,586	202,075	215,390	220,398
Commissioners Court	366,946	373,199	381,686	409,426	420,205
County Clerk	435,144	452,480	447,561	462,008	476,173
Veterans Service Office	-	-	-	5,100	5,445
Emergency Management	39,488	47,393	56,673	48,827	84,468
Non Departmental	463,170	473,654	493,326	547,513	657,124
District Courts	67,462	28,333	89,573	107,057	84,988
Court Expense	175,617	197,265	150,037	300,699	249,700
Criminal District Attorney	436,081	463,752	386,429	532,999	501,890
District Clerk	280,551	288,851	289,590	310,439	321,739
Justice of the Peace #1	217,700	196,039	208,952	229,612	231,506
Justice of the Peace #2	187,910	184,552	181,274	209,168	209,352
Jury	25,299	18,045	11,577	28,802	34,884
County Auditor	317,824	319,484	339,609	372,935	390,612
County Treasurer	170,020	173,749	173,465	192,108	196,986
Tax Assessor Collector	438,563	441,604	492,918	516,781	526,030
Public Facilities	381,472	410,757	421,576	456,943	488,250
Fire Protection	5,600	10,500	13,300	14,250	14,250
Constable Precinct #1	80,849	113,788	89,157	103,232	99,788
Constable Precinct #2	84,935	115,145	88,363	95,640	99,568
Sheriff	1,805,227	1,661,646	1,797,769	2,324,616	1,929,836
Corrections	1,470,287	1,431,629	1,579,545	1,825,467	1,954,103
Law Enforcement Contract	158,516	242,252	182,894	172,125	165,044
Juvenile Probation Local Match	44,184	43,816	89,955	143,424	151,981
24th Judicial District Community Supervision & Corrections	2,581	2,806	3,386	2,913	2,015
DPS Troopers	81	851	5,190	27,719	28,460
DPS License & Weight	3,615	999	2,006	4,538	4,215
Sanitation	366,825	388,051	457,088	579,838	542,032
Permitting & Inspections	68,746	56,310	65,992	74,026	78,079
Human Health and Services	79,594	77,241	72,676	72,695	82,020
County Library	187,177	188,906	1,827	204,299	204,537
Parks	4,648	5,568	5,045	5,625	6,006
Ag Extension Service	84,539	88,687	92,670	106,281	112,460
Soil Conservation Service	2,500	2,500	3,000	3,000	3,000
Disaster	183,621	(1,017)	57	-	-
<b>TOTAL EXPENDITURES</b>	<u>8,835,824</u>	<u>8,700,421</u>	<u>8,876,241</u>	<u>10,705,495</u>	<u>10,577,144</u>
<b>REVENUE OVER/(UNDER) EXPENDITURES</b>	2,556,722	2,884,134	3,285,574	2,076,009	2,656,426
<b>OTHER FINANCING SOURCES</b>	-	-	-	-	-
<b>OTHER FINANCING USES</b>	1,955,255	2,314,884	2,787,173	2,107,309	2,656,426
<b>REVENUES &amp; OTHER SOURCES OVER/(UNDER) EXPENDITURES &amp; OTHER USES</b>	<u>601,467</u>	<u>569,250</u>	<u>498,401</u>	<u>(31,300)</u>	<u>-</u>

**COUNTY OF JACKSON**  
**GENERAL FUND EXPENDITURES BY FUNCTION**  
**FISCAL YEAR ENDING SEPTEMBER 30, 2023**

General Government	1,863,813
Judicial	1,634,059
Financial Administration	1,113,628
Public Safety	4,449,260
Public Facilities	488,250
Environmental Protection	620,111
Health & Human Services	82,020
Culture & Recreation	210,543
Conservation	115,460
	10,577,144

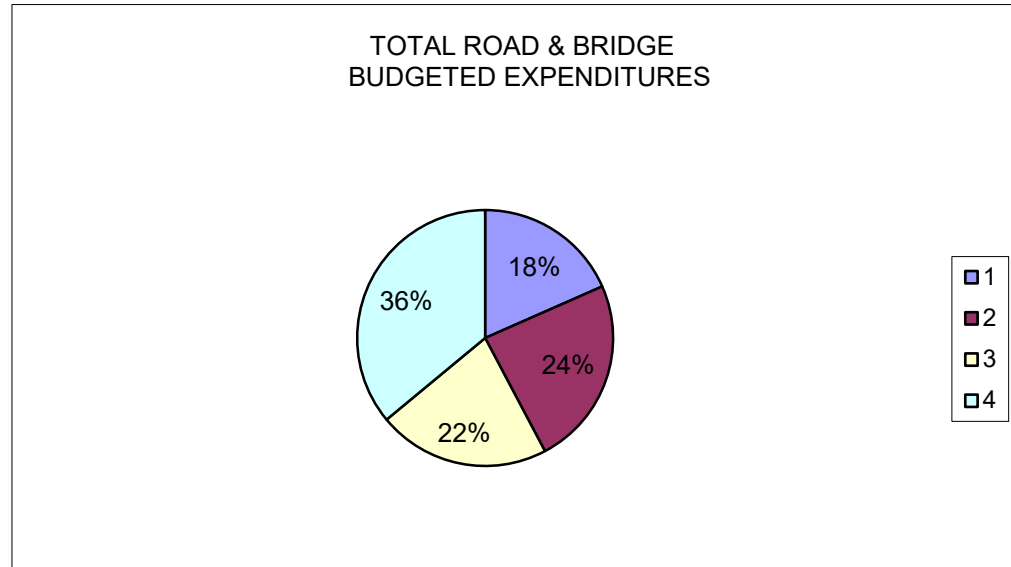
**2020 General Fund Expenditures**



■ General Government	■ Judicial
■ Financial Administration	■ Public Safety
■ Public Facilities	■ Environmental Protection
■ Health & Human Services	■ Culture & Recreation
■ Conservation	

**COUNTY OF JACKSON**  
**ROAD AND BRIDGE EXPENDITURES**  
**FISCAL YEAR ENDING SEPTEMBER 30, 2023**

	<b>#1</b>	<b>#2</b>	<b>#3</b>	<b>#4</b>	<b>TOTALS</b>
Road & Bridge Operating	597,190	698,390	638,750	1,119,840	3,054,170
Road & Bridge Lateral Road	5,208	5,208	5,208	5,208	20,833
Road & Bridge Equipment Replacement	73,082	179,700	45,800	145,000	443,582
Road & Bridge - General	25,000	25,000	25,000	25,000	100,000
Road & Bridge - General - Emergency	-	-	112,702	75,816	188,518
<b>TOTAL ROAD &amp; BRIDGE BUDGETED EXPENDITURES</b>	<b>700,480</b>	<b>908,298</b>	<b>827,460</b>	<b>1,370,864</b>	<b>3,618,585</b>



COUNTY OF JACKSON, TEXAS  
2023 PROPOSED BUDGET

*DETAILED FUND BUDGETS*



Jackson County, TX

# Budget - ADOPTED Account Summary

For Fiscal: 2021-2022 Period Ending: 09/30/2022

		2019-2020 Total Budget	2019-2020 Total Activity	2020-2021 Total Budget	2020-2021 Total Activity	2021-2022 Total Budget	2021-2022 YTD Activity	Defined Budgets 2021-2022 PJ	2022-2023 PROPOSED	2022-2023 2022-2023
<b>Fund: 10 - GENERAL</b>										
<b>Revenue</b>										
<b>Department: 310 - PROPERTY TAXES</b>										
<b>ReportGroup: 300 - Taxes</b>										
<a href="#">10-310-3010-0000</a>	CURRENT TAXES	8,222,053.00	8,176,310.72	8,229,123.00	8,249,059.55	8,530,135.00	8,514,840.97	8,530,135.00	9,853,598.00	9,441,839.00
<a href="#">10-310-3020-0000</a>	DELINQUENT TAXES	66,000.00	64,343.22	65,000.00	77,063.55	65,000.00	63,282.20	69,980.22	67,000.00	67,000.00
	<b>ReportGroup: 300 - Taxes Total:</b>	<b>8,288,053.00</b>	<b>8,240,653.94</b>	<b>8,294,123.00</b>	<b>8,326,123.10</b>	<b>8,595,135.00</b>	<b>8,578,123.17</b>	<b>8,600,115.22</b>	<b>9,920,598.00</b>	<b>9,508,839.00</b>
	<b>Department: 310 - PROPERTY TAXES Total:</b>	<b>8,288,053.00</b>	<b>8,240,653.94</b>	<b>8,294,123.00</b>	<b>8,326,123.10</b>	<b>8,595,135.00</b>	<b>8,578,123.17</b>	<b>8,600,115.22</b>	<b>9,920,598.00</b>	<b>9,508,839.00</b>
<b>Department: 318 - OTHER TAXES</b>										
<b>ReportGroup: 300 - Taxes</b>										
<a href="#">10-318-3050-0000</a>	HOTEL/MOTEL TAX	8,000.00	6,120.63	7,500.00	7,857.85	7,700.00	8,048.29	8,352.00	8,000.00	8,000.00
<a href="#">10-318-3060-0000</a>	SALES TAX	1,200,000.00	1,343,789.35	1,200,000.00	1,285,613.84	1,200,000.00	1,246,962.96	1,227,800.00	1,240,000.00	1,240,000.00
<a href="#">10-318-3090-0000</a>	MIXED BEVERAGE TAX	2,000.00	3,152.05	2,750.00	4,567.50	3,500.00	3,481.12	3,671.00	3,500.00	3,500.00
	<b>ReportGroup: 300 - Taxes Total:</b>	<b>1,210,000.00</b>	<b>1,353,062.03</b>	<b>1,210,250.00</b>	<b>1,298,039.19</b>	<b>1,211,200.00</b>	<b>1,258,492.37</b>	<b>1,239,823.00</b>	<b>1,251,500.00</b>	<b>1,251,500.00</b>
	<b>Department: 318 - OTHER TAXES Total:</b>	<b>1,210,000.00</b>	<b>1,353,062.03</b>	<b>1,210,250.00</b>	<b>1,298,039.19</b>	<b>1,211,200.00</b>	<b>1,258,492.37</b>	<b>1,239,823.00</b>	<b>1,251,500.00</b>	<b>1,251,500.00</b>
<b>Department: 319 - TAXES, PENALTY &amp; INTEREST</b>										
<b>ReportGroup: 300 - Taxes</b>										
<a href="#">10-319-3040-0000</a>	PENALTY & INTEREST - TAXES	52,000.00	67,751.73	55,000.00	70,226.75	60,000.00	56,623.24	60,150.00	60,000.00	60,000.00
	<b>ReportGroup: 300 - Taxes Total:</b>	<b>52,000.00</b>	<b>67,751.73</b>	<b>55,000.00</b>	<b>70,226.75</b>	<b>60,000.00</b>	<b>56,623.24</b>	<b>60,150.00</b>	<b>60,000.00</b>	<b>60,000.00</b>
	<b>Department: 319 - TAXES, PENALTY &amp; INTEREST Total:</b>	<b>52,000.00</b>	<b>67,751.73</b>	<b>55,000.00</b>	<b>70,226.75</b>	<b>60,000.00</b>	<b>56,623.24</b>	<b>60,150.00</b>	<b>60,000.00</b>	<b>60,000.00</b>
<b>Department: 321 - LICENSES &amp; PERMITS</b>										
<b>ReportGroup: 310 - License &amp; Permits</b>										
<a href="#">10-321-3070-0000</a>	FLOOD PLAIN PERMITS	3,600.00	5,885.00	3,800.00	6,395.00	4,000.00	10,000.00	11,480.00	6,200.00	6,200.00
<a href="#">10-321-3596-0000</a>	FOOD ESTABLISHMENTS	1,800.00	1,600.00	1,900.00	1,600.00	1,800.00	1,800.00	1,700.00	1,800.00	1,800.00
<a href="#">10-321-3597-0000</a>	SEPTIC TANK PERMITS	14,000.00	12,035.00	13,000.00	17,270.00	13,500.00	19,669.69	20,284.38	15,000.00	15,000.00
	<b>ReportGroup: 310 - License &amp; Permits Total:</b>	<b>19,400.00</b>	<b>19,520.00</b>	<b>18,700.00</b>	<b>25,265.00</b>	<b>19,300.00</b>	<b>31,469.69</b>	<b>33,464.38</b>	<b>23,000.00</b>	<b>23,000.00</b>
	<b>Department: 321 - LICENSES &amp; PERMITS Total:</b>	<b>19,400.00</b>	<b>19,520.00</b>	<b>18,700.00</b>	<b>25,265.00</b>	<b>19,300.00</b>	<b>31,469.69</b>	<b>33,464.38</b>	<b>23,000.00</b>	<b>23,000.00</b>

Budget - ADOPTED

For Fiscal: 2021-2022 Period Ending: 09/30/2022

		2019-2020	2019-2020	2020-2021	2020-2021	2021-2022	2021-2022	Defined Budgets		
		Total Budget	Total Activity	Total Budget	Total Activity	Total Budget	YTD Activity	2021-2022	2022-2023	2022-2023
								PJ	PROPOSED	2022-2023
<b>Department: 330 - FEDERAL GRANTS</b>										
<b>ReportGroup: 320 - Intergovernmental Revenue</b>										
<a href="#">10-330-3121-0000</a>	BJA - SCAAP GRANT	0.00	29,391.00	0.00	0.00	0.00	14,367.00	16,045.00	0.00	0.00
<a href="#">10-330-3123-0000</a>	DOJ - BULLETPROOF VEST PRG	0.00	2,402.64	33,161.46	33,161.46	0.00	569.66	569.66	0.00	0.00
<a href="#">10-330-3123-FJ05</a>	DOJ - EDWARD BYRNE, SW BOR...	0.00	0.00	0.00	0.00	144,459.37	136,339.60	125,595.00	22,462.00	22,462.00
<a href="#">10-330-3123-G738</a>	DOJ - EDWARD BYRNE MEMORIA...	0.00	0.00	0.00	0.00	0.00	773.04	0.00	0.00	0.00
<a href="#">10-330-3124-FJ14</a>	DOJ pass thru OOG	0.00	0.00	0.00	0.00	5,091.45	2,100.94	5,103.08	0.00	0.00
<a href="#">10-330-3130-0000</a>	FEMA - PASS THRU TDEM	0.00	6,909.79	0.00	0.00	0.00	0.00	0.00	0.00	0.00
<a href="#">10-330-3135-0000</a>	HSGP - OPERATION STONGARDEN	3,618.30	13,606.51	32,164.32	32,129.09	18,922.72	31,475.36	35,000.00	0.00	0.00
<a href="#">10-330-3225-FF10</a>	LIBRARY GRANTS, TSLAC	0.00	0.00	0.00	0.00	3,132.00	0.00	3,312.00	0.00	0.00
<a href="#">10-330-3275-FM21</a>	TITLE IVE LEGAL SRV, DFPS	0.00	0.00	0.00	0.00	9,876.58	9,876.58	11,812.00	8,000.00	8,000.00
<b>ReportGroup: 320 - Intergovernmental Revenue Total:</b>		<b>3,618.30</b>	<b>52,309.94</b>	<b>65,325.78</b>	<b>65,290.55</b>	<b>181,482.12</b>	<b>195,502.18</b>	<b>197,436.74</b>	<b>30,462.00</b>	<b>30,462.00</b>
<b>Department: 330 - FEDERAL GRANTS Total:</b>		<b>3,618.30</b>	<b>52,309.94</b>	<b>65,325.78</b>	<b>65,290.55</b>	<b>181,482.12</b>	<b>195,502.18</b>	<b>197,436.74</b>	<b>30,462.00</b>	<b>30,462.00</b>
<b>Department: 332 - PILT</b>										
<b>ReportGroup: 320 - Intergovernmental Revenue</b>										
<a href="#">10-332-3151-0000</a>	PILT - FORMOSA	326,000.00	326,000.00	776,000.00	776,000.00	776,000.00	696,000.00	776,000.00	696,000.00	696,000.00
<b>Budget Detail</b>										
<b>Budget Code</b>	<b>Description</b>			<b>Units</b>	<b>Price</b>	<b>Amount</b>				
2022-2023	YR 4 OF 5 YR ABATEMENT			1.00	(46,000.00)	(46,000.00)				
2022-2023	YR 6 OF 7 YR ABATEMENT			1.00	(650,000.00)	(650,000.00)				
<b>ReportGroup: 320 - Intergovernmental Revenue Total:</b>		<b>326,000.00</b>	<b>326,000.00</b>	<b>776,000.00</b>	<b>776,000.00</b>	<b>776,000.00</b>	<b>696,000.00</b>	<b>776,000.00</b>	<b>696,000.00</b>	<b>696,000.00</b>
<b>Department: 332 - PILT Total:</b>		<b>326,000.00</b>	<b>326,000.00</b>	<b>776,000.00</b>	<b>776,000.00</b>	<b>776,000.00</b>	<b>696,000.00</b>	<b>776,000.00</b>	<b>696,000.00</b>	<b>696,000.00</b>
<b>Department: 333 - STATE GRANTS</b>										
<b>ReportGroup: 320 - Intergovernmental Revenue</b>										
<a href="#">10-333-3201-0000</a>	ABTPA-AUTO BURGLARY & THEFT..	0.00	25,600.00	26,076.00	18,210.44	0.00	26,388.16	33,657.00	0.00	31,068.00
<a href="#">10-333-3215-0000</a>	GOLDEN CRESCENT REGIONAL P...	8,881.00	8,901.00	0.00	6,092.00	0.00	0.00	0.00	0.00	0.00
<a href="#">10-333-3220-0000</a>	OAG - SAVNS (VINE) GRANT	5,291.22	5,291.22	7,019.19	7,019.19	7,028.40	7,023.10	7,017.80	0.00	0.00
<a href="#">10-333-3220-SO16</a>	OAG - VCLG	0.00	0.00	0.00	0.00	5,836.15	3,639.20	11,557.00	0.00	0.00
<a href="#">10-333-3221-SG18</a>	OOG - CJD, OLS	0.00	0.00	0.00	0.00	363,555.23	392,957.03	82,177.00	216,684.00	216,684.00
<a href="#">10-333-3221-SG19</a>	OOG - CJD, BWC	0.00	0.00	0.00	0.00	31,609.11	0.00	0.00	0.00	0.00
<a href="#">10-333-3225-0000</a>	LIBRARY GRANTS	7,650.00	7,850.00	3,196.83	4,450.52	0.00	2,500.00	0.00	0.00	0.00
<a href="#">10-333-3230-0000</a>	TDIC - INDIGENT DEFENSE GRANT..	17,000.00	20,133.00	17,500.00	26,013.00	20,133.00	30,771.00	30,771.00	24,000.00	24,000.00



Budget - ADOPTED

For Fiscal: 2021-2022 Period Ending: 09/30/2022

		2019-2020		2020-2021		2021-2022		Defined Budgets		
		Total Budget	Total Activity	Total Budget	Total Activity	Total Budget	YTD Activity	2021-2022 PJ	2022-2023 PROPOSED	2022-2023 2022-2023
<a href="#">10-333-3290-0000</a>	MARSHALL FOUNDATION GRANT	0.00	0.00	0.00	0.00	83,600.00	83,600.00	73,354.00	10,246.00	10,246.00
<b>ReportGroup: 320 - Intergovernmental Revenue Total:</b>		<b>38,822.22</b>	<b>67,775.22</b>	<b>53,792.02</b>	<b>61,785.15</b>	<b>511,761.89</b>	<b>546,878.49</b>	<b>238,533.80</b>	<b>250,930.00</b>	<b>281,998.00</b>
<b>Department: 333 - STATE GRANTS Total:</b>		<b>38,822.22</b>	<b>67,775.22</b>	<b>53,792.02</b>	<b>61,785.15</b>	<b>511,761.89</b>	<b>546,878.49</b>	<b>238,533.80</b>	<b>250,930.00</b>	<b>281,998.00</b>
<b>Department: 334 - SHARED REVENUES</b>										
<b>ReportGroup: 320 - Intergovernmental Revenue</b>										
<a href="#">10-334-3300-0000</a>	CHAPTER 19 FUNDS	0.00	0.00	0.00	0.00	25.98	3,422.68	1,828.96	0.00	0.00
<a href="#">10-334-3305-0000</a>	COUNTY JUDGE SALARY SUPPLE...	25,200.00	26,261.64	25,200.00	21,014.01	25,200.00	25,902.81	25,200.00	25,200.00	25,200.00
<a href="#">10-334-3325-0000</a>	JURY REIM (SB 1524)	13,000.00	14,416.00	13,000.00	5,372.00	13,000.00	13,804.00	13,520.00	13,000.00	13,000.00
<b>ReportGroup: 320 - Intergovernmental Revenue Total:</b>		<b>38,200.00</b>	<b>40,677.64</b>	<b>38,200.00</b>	<b>26,386.01</b>	<b>38,225.98</b>	<b>43,129.49</b>	<b>40,548.96</b>	<b>38,200.00</b>	<b>38,200.00</b>
<b>Department: 334 - SHARED REVENUES Total:</b>		<b>38,200.00</b>	<b>40,677.64</b>	<b>38,200.00</b>	<b>26,386.01</b>	<b>38,225.98</b>	<b>43,129.49</b>	<b>40,548.96</b>	<b>38,200.00</b>	<b>38,200.00</b>
<b>Department: 339 - SHARED REVENUES, LOCAL</b>										
<b>ReportGroup: 320 - Intergovernmental Revenue</b>										
<a href="#">10-339-3390-0000</a>	SHARED REVENUE, LOCAL GOVT	18,958.00	21,460.38	24,988.00	33,233.98	37,026.00	35,322.88	32,926.28	33,394.00	33,394.00
<b>Budget Detail</b>										
<b>Budget Code</b>	<b>Description</b>			<b>Units</b>	<b>Price</b>	<b>Amount</b>				
2022-2023	DPS SEC - CALHOUN COUNTY (67%)			4.00	(4,451.00)	(17,804.00)				
2022-2023	FOOD INSPECTIONS - CITIES			4.00	(3,631.25)	(14,525.00)				
2022-2023	INSURANCE REIM			1.00	(1,065.00)	(1,065.00)				
<b>ReportGroup: 320 - Intergovernmental Revenue Total:</b>		<b>18,958.00</b>	<b>21,460.38</b>	<b>24,988.00</b>	<b>33,233.98</b>	<b>37,026.00</b>	<b>35,322.88</b>	<b>32,926.28</b>	<b>33,394.00</b>	<b>33,394.00</b>
<b>Department: 339 - SHARED REVENUES, LOCAL Total:</b>		<b>18,958.00</b>	<b>21,460.38</b>	<b>24,988.00</b>	<b>33,233.98</b>	<b>37,026.00</b>	<b>35,322.88</b>	<b>32,926.28</b>	<b>33,394.00</b>	<b>33,394.00</b>
<b>Department: 340 - CHARGES FOR SERVICES</b>										
<b>ReportGroup: 330 - Charges for Services</b>										
<a href="#">10-340-3411-0000</a>	COURT REPORTER FEES	0.00	113.36	120.00	340.79	300.00	260.67	265.00	250.00	250.00
<a href="#">10-340-3411-CIVL</a>	COURT REPORTER FEES	0.00	0.00	0.00	0.00	0.00	3,700.00	4,000.00	5,000.00	5,000.00
<a href="#">10-340-3412-0000</a>	JURY FEES	0.00	120.60	130.00	292.49	300.00	225.11	240.00	200.00	200.00
<a href="#">10-340-3412-CIVL</a>	JURY FEES	0.00	0.00	0.00	0.00	0.00	1,480.00	1,600.00	1,800.00	1,800.00
<a href="#">10-340-3413-0000</a>	PROSECUTORS FEES	0.00	768.96	600.00	2,278.64	2,000.00	1,737.65	1,785.00	1,800.00	1,800.00
<a href="#">10-340-3414-0000</a>	TIME PAYMENT FEE	0.00	2,262.60	2,200.00	4,395.67	3,500.00	3,372.51	3,500.00	3,500.00	3,500.00
<a href="#">10-340-3415-0000</a>	VRF - VISUAL RECORDING FEE	0.00	160.15	150.00	437.46	500.00	444.98	441.00	400.00	400.00
<a href="#">10-340-3416-CIVL</a>	LANGUAGE ACCESS FUND	0.00	0.00	0.00	0.00	0.00	885.00	940.00	1,400.00	1,400.00
<a href="#">10-340-3417-CIVL</a>	COURT FACILITY FEE-CFF	0.00	0.00	0.00	0.00	0.00	2,960.00	3,200.00	4,000.00	4,000.00
<a href="#">10-340-3420-0000</a>	SHERIFF	8,000.00	6,636.78	8,000.00	18,904.75	8,000.00	12,284.25	13,650.00	10,000.00	10,000.00
<a href="#">10-340-3420-CIVL</a>	SHERIFF	0.00	0.00	0.00	0.00	0.00	357.00	250.00	375.00	375.00

Budget - ADOPTED

For Fiscal: 2021-2022 Period Ending: 09/30/2022

		Defined Budgets								
		2019-2020	2019-2020	2020-2021	2020-2021	2021-2022	2021-2022	2021-2022	2022-2023	2022-2023
		Total Budget	Total Activity	Total Budget	Total Activity	Total Budget	YTD Activity	PJ	PROPOSED	2022-2023
<a href="#">10-340-3430-0000</a>	TREASURER	28,000.00	28,712.54	30,000.00	27,036.33	28,000.00	14,221.02	18,900.00	17,000.00	17,000.00
<a href="#">10-340-3440-0000</a>	COUNTY CLERK	125,000.00	150,513.09	132,000.00	158,590.02	150,000.00	137,135.07	152,000.00	150,000.00	150,000.00
<a href="#">10-340-3440-CIVL</a>	COUNTY CLERK	0.00	0.00	0.00	0.00	0.00	4,189.10	4,700.00	6,500.00	6,500.00
<a href="#">10-340-3442-0000</a>	CO CLK, PROBATE-GUARDIANSHIP	1,000.00	1,400.00	1,000.00	1,180.00	1,000.00	200.00	200.00	0.00	0.00
<a href="#">10-340-3442-CIVL</a>	CO CLK, PROBATE-GUARDIANSHIP	0.00	0.00	0.00	0.00	0.00	1,200.00	1,200.00	1,000.00	1,000.00
<a href="#">10-340-3444-CIVL</a>	JUDICIAL ED & SUPP	0.00	0.00	0.00	0.00	0.00	195.00	150.00	300.00	300.00
<a href="#">10-340-3450-0000</a>	TAX A/C GENERAL	95,000.00	93,803.86	94,000.00	89,162.75	90,000.00	87,054.86	91,780.00	90,000.00	90,000.00
<a href="#">10-340-3451-0000</a>	TAX A/C, AD VALOREM	94,600.00	90,822.04	95,000.00	83,522.57	90,000.00	145,532.20	145,400.00	112,252.00	112,252.00
<a href="#">10-340-3452-0000</a>	TAX A/C, 15% COLL	2,500.00	2,529.07	2,500.00	6,375.32	3,000.00	11,734.96	11,750.00	5,000.00	5,000.00
<a href="#">10-340-3470-0000</a>	DISTRICT CLERK	50,000.00	41,102.93	45,000.00	42,251.55	41,000.00	40,480.46	44,000.00	42,000.00	42,000.00
<a href="#">10-340-3470-CIVL</a>	DISTRICT CLERK	0.00	0.00	0.00	0.00	0.00	6,527.07	7,000.00	9,800.00	9,800.00
<a href="#">10-340-3474-0000</a>	DISTRICT CLK - COURT REPORTER	2,650.00	3,160.00	2,750.00	2,460.00	2,300.00	720.00	825.00	500.00	500.00
<a href="#">10-340-3481-0000</a>	JP #1	21,000.00	14,842.97	18,500.00	21,936.43	22,000.00	13,533.34	15,205.00	16,000.00	16,000.00
<a href="#">10-340-3481-CIVL</a>	JP #1	0.00	0.00	0.00	0.00	0.00	1,800.00	2,100.00	2,800.00	2,800.00
<a href="#">10-340-3482-0000</a>	JP #2	12,000.00	10,216.35	11,000.00	16,801.94	15,000.00	8,450.07	9,600.00	10,000.00	10,000.00
<a href="#">10-340-3482-CIVL</a>	JP #2	0.00	0.00	0.00	0.00	0.00	1,175.00	1,230.00	1,800.00	1,800.00
<a href="#">10-340-3491-0000</a>	CONSTABLE #1	20,000.00	16,332.00	18,000.00	11,949.64	18,000.00	17,813.96	19,500.00	18,000.00	18,000.00
<a href="#">10-340-3491-CIVL</a>	CONSTABLE #1	0.00	0.00	0.00	0.00	0.00	1,370.00	1,600.00	2,200.00	2,200.00
<a href="#">10-340-3492-0000</a>	CONSTABLE #2	11,000.00	10,757.30	11,000.00	8,986.91	11,000.00	7,225.10	8,800.00	9,000.00	9,000.00
<a href="#">10-340-3492-CIVL</a>	CONSTABLE #2	0.00	0.00	0.00	0.00	0.00	988.00	1,200.00	1,600.00	1,600.00
<a href="#">10-340-3494-0000</a>	LIBRARY	2,000.00	1,061.25	1,900.00	1,569.15	1,400.00	1,336.80	1,480.60	1,400.00	1,400.00
<b>ReportGroup: 330 - Charges for Services Total:</b>		<b>472,750.00</b>	<b>475,315.85</b>	<b>473,850.00</b>	<b>498,472.41</b>	<b>487,300.00</b>	<b>530,589.18</b>	<b>568,491.60</b>	<b>525,877.00</b>	<b>525,877.00</b>
<b>Department: 340 - CHARGES FOR SERVICES Total:</b>		<b>472,750.00</b>	<b>475,315.85</b>	<b>473,850.00</b>	<b>498,472.41</b>	<b>487,300.00</b>	<b>530,589.18</b>	<b>568,491.60</b>	<b>525,877.00</b>	<b>525,877.00</b>
<b>Department: 342 - CHARGES FOR SERVICES</b>										
<b>ReportGroup: 330 - Charges for Services</b>										
<a href="#">10-342-3471-0000</a>	SALES OF PASSPORT PHOTOS	3,500.00	2,234.10	3,000.00	2,835.39	3,000.00	3,278.57	3,600.00	3,200.00	3,200.00
<a href="#">10-342-3476-0000</a>	GULF BEND MENTAL HEALTH CO...	0.00	7,477.90	0.00	1,301.21	0.00	0.00	0.00	0.00	0.00
<a href="#">10-342-3490-0000</a>	TRANSFER STATION	144,200.00	158,328.76	213,140.04	254,603.95	275,000.00	207,067.48	234,000.00	250,000.00	250,000.00
<b>ReportGroup: 330 - Charges for Services Total:</b>		<b>147,700.00</b>	<b>168,040.76</b>	<b>216,140.04</b>	<b>258,740.55</b>	<b>278,000.00</b>	<b>210,346.05</b>	<b>237,600.00</b>	<b>253,200.00</b>	<b>253,200.00</b>
<b>Department: 342 - CHARGES FOR SERVICES Total:</b>		<b>147,700.00</b>	<b>168,040.76</b>	<b>216,140.04</b>	<b>258,740.55</b>	<b>278,000.00</b>	<b>210,346.05</b>	<b>237,600.00</b>	<b>253,200.00</b>	<b>253,200.00</b>

Budget - ADOPTED

For Fiscal: 2021-2022 Period Ending: 09/30/2022

		2019-2020		2020-2021		2021-2022		Defined Budgets		2022-2023	
		Total Budget	Total Activity	Total Budget	Total Activity	Total Budget	YTD Activity	2021-2022 PJ	2022-2023 PROPOSED	2022-2023 2022-2023	
<b>Department: 350 - FINES</b>											
<b>ReportGroup: 340 - Fines &amp; Forfeitures</b>											
<a href="#">10-350-3540-0000</a>	FINES, CO COURT	65,000.00	65,458.60	64,000.00	67,431.20	62,000.00	55,646.63	64,040.00	62,000.00	62,000.00	
<a href="#">10-350-3570-0000</a>	FINES, DIST COURT	42,000.00	74,095.30	50,000.00	84,245.43	54,000.00	84,495.20	95,000.00	65,000.00	65,000.00	
<a href="#">10-350-3581-0000</a>	FINES, JP #1	145,000.00	144,110.43	145,000.00	145,325.20	145,000.00	93,335.62	104,000.00	120,000.00	120,000.00	
<a href="#">10-350-3582-0000</a>	FINES, JP #2	125,000.00	153,926.77	155,000.00	137,320.26	130,000.00	97,179.44	105,000.00	120,000.00	120,000.00	
<a href="#">10-350-3594-0000</a>	FINES, LIBRARY	1,600.00	1,181.90	1,600.00	1,560.40	1,500.00	1,415.95	1,500.00	1,500.00	1,500.00	
<b>ReportGroup: 340 - Fines &amp; Forfeitures Total:</b>		<b>378,600.00</b>	<b>438,773.00</b>	<b>415,600.00</b>	<b>435,882.49</b>	<b>392,500.00</b>	<b>332,072.84</b>	<b>369,540.00</b>	<b>368,500.00</b>	<b>368,500.00</b>	
<b>Department: 350 - FINES Total:</b>		<b>378,600.00</b>	<b>438,773.00</b>	<b>415,600.00</b>	<b>435,882.49</b>	<b>392,500.00</b>	<b>332,072.84</b>	<b>369,540.00</b>	<b>368,500.00</b>	<b>368,500.00</b>	
<b>Department: 352 - FORFEITURES</b>											
<b>ReportGroup: 340 - Fines &amp; Forfeitures</b>											
<a href="#">10-352-3575-0000</a>	BOND FORFEITURE, ALL COURTS	0.00	0.00	0.00	25.00	0.00	0.00	0.00	0.00	0.00	0.00
<b>ReportGroup: 340 - Fines &amp; Forfeitures Total:</b>		<b>0.00</b>	<b>0.00</b>	<b>0.00</b>	<b>25.00</b>	<b>0.00</b>	<b>0.00</b>	<b>0.00</b>	<b>0.00</b>	<b>0.00</b>	<b>0.00</b>
<b>Department: 352 - FORFEITURES Total:</b>		<b>0.00</b>	<b>0.00</b>	<b>0.00</b>	<b>25.00</b>	<b>0.00</b>	<b>0.00</b>	<b>0.00</b>	<b>0.00</b>	<b>0.00</b>	<b>0.00</b>
<b>Department: 355 - RENTALS &amp; LEASES</b>											
<b>ReportGroup: 350 - Miscellaneous Revenue</b>											
<a href="#">10-355-3652-0000</a>	CO SERV BLDG AUDITORIUM RE...	12,000.00	6,094.00	10,000.00	8,125.00	10,000.00	11,725.50	13,375.00	12,000.00	12,000.00	
<a href="#">10-355-3654-0000</a>	WORKFORCE CENTER	5,100.00	5,100.00	5,100.00	5,100.00	0.00	4,250.00	5,100.00	0.00	0.00	
<a href="#">10-355-3656-0000</a>	RENTAL/ROYALTIES	0.00	3,053.00	0.00	517.64	0.00	2,435.65	2,435.00	500.00	500.00	
<b>ReportGroup: 350 - Miscellaneous Revenue Total:</b>		<b>17,100.00</b>	<b>14,247.00</b>	<b>15,100.00</b>	<b>13,742.64</b>	<b>10,000.00</b>	<b>18,411.15</b>	<b>20,910.00</b>	<b>12,500.00</b>	<b>12,500.00</b>	
<b>Department: 355 - RENTALS &amp; LEASES Total:</b>		<b>17,100.00</b>	<b>14,247.00</b>	<b>15,100.00</b>	<b>13,742.64</b>	<b>10,000.00</b>	<b>18,411.15</b>	<b>20,910.00</b>	<b>12,500.00</b>	<b>12,500.00</b>	
<b>Department: 360 - INTEREST</b>											
<b>ReportGroup: 350 - Miscellaneous Revenue</b>											
<a href="#">10-360-3600-0000</a>	INTEREST	130,000.00	76,109.33	45,000.00	9,730.52	5,000.00	29,446.44	31,275.00	35,000.00	35,000.00	
<a href="#">10-360-3610-0000</a>	INTEREST IN C.D.'S	134.00	235.81	100.00	108.52	100.00	55.62	73.72	100.00	100.00	
<b>ReportGroup: 350 - Miscellaneous Revenue Total:</b>		<b>130,134.00</b>	<b>76,345.14</b>	<b>45,100.00</b>	<b>9,839.04</b>	<b>5,100.00</b>	<b>29,502.06</b>	<b>31,348.72</b>	<b>35,100.00</b>	<b>35,100.00</b>	
<b>Department: 360 - INTEREST Total:</b>		<b>130,134.00</b>	<b>76,345.14</b>	<b>45,100.00</b>	<b>9,839.04</b>	<b>5,100.00</b>	<b>29,502.06</b>	<b>31,348.72</b>	<b>35,100.00</b>	<b>35,100.00</b>	
<b>Department: 364 - SALES &amp; COMPENSATED LOSSES</b>											
<b>ReportGroup: 350 - Miscellaneous Revenue</b>											
<a href="#">10-364-3640-0000</a>	SALE OF FIXED ASSETS	0.00	997.14	23,750.00	29,908.00	10,000.00	18,660.80	18,695.00	0.00	0.00	
<a href="#">10-364-3641-0000</a>	COMPENSATED LOSSES	28,475.00	28,475.00	0.00	201.08	11,973.00	11,973.00	11,973.00	0.00	0.00	
<b>ReportGroup: 350 - Miscellaneous Revenue Total:</b>		<b>28,475.00</b>	<b>29,472.14</b>	<b>23,750.00</b>	<b>30,109.08</b>	<b>21,973.00</b>	<b>30,633.80</b>	<b>30,668.00</b>	<b>0.00</b>	<b>0.00</b>	
<b>Department: 364 - SALES &amp; COMPENSATED LOSSES Total:</b>		<b>28,475.00</b>	<b>29,472.14</b>	<b>23,750.00</b>	<b>30,109.08</b>	<b>21,973.00</b>	<b>30,633.80</b>	<b>30,668.00</b>	<b>0.00</b>	<b>0.00</b>	

Budget - ADOPTED

For Fiscal: 2021-2022 Period Ending: 09/30/2022

		2019-2020	2019-2020	2020-2021	2020-2021	2021-2022	2021-2022	Defined Budgets		
		Total Budget	Total Activity	Total Budget	Total Activity	Total Budget	YTD Activity	2021-2022	2022-2023	2022-2023
								PJ	PROPOSED	2022-2023
<b>Department: 367 - CONTRIBUTIONS &amp; DONATIONS</b>										
<b>ReportGroup: 350 - Miscellaneous Revenue</b>										
<a href="#">10-367-3670-0000</a>	CONTRIBUTIONS & DONATIONS	0.00	720.15	38,000.00	38,000.00	50,000.00	52,277.90	51,967.90	41,500.00	41,500.00
<b>Budget Detail</b>										
<b>Budget Code</b>	<b>Description</b>			<b>Units</b>	<b>Price</b>	<b>Amount</b>				
2022-2023	BLDING BRIDGE FOUNDATION - AFTER SCHOOL PRG			1.00	(40,000.00)	(40,000.00)				
2022-2023	JUROR DONATIONS			1.00	(1,500.00)	(1,500.00)				
<b>ReportGroup: 350 - Miscellaneous Revenue Total:</b>		<b>0.00</b>	<b>720.15</b>	<b>38,000.00</b>	<b>38,000.00</b>	<b>50,000.00</b>	<b>52,277.90</b>	<b>51,967.90</b>	<b>41,500.00</b>	<b>41,500.00</b>
<b>Department: 367 - CONTRIBUTIONS &amp; DONATIONS Total:</b>		<b>0.00</b>	<b>720.15</b>	<b>38,000.00</b>	<b>38,000.00</b>	<b>50,000.00</b>	<b>52,277.90</b>	<b>51,967.90</b>	<b>41,500.00</b>	<b>41,500.00</b>
<b>Department: 370 - MISCELLANEOUS REVENUE</b>										
<b>ReportGroup: 350 - Miscellaneous Revenue</b>										
<a href="#">10-370-3710-0000</a>	MISCELLANEOUS REVENUE	40,000.00	42,770.05	30,500.00	46,701.31	40,000.00	18,826.96	11,500.00	15,000.00	15,000.00
<a href="#">10-370-3710-05</a>	MISCELLANEOUS REVENUE OVER...	0.00	0.00	0.00	0.00	0.00	22.75	690.00	0.00	0.00
<a href="#">10-370-3720-0000</a>	ATTY - DEFENDANT REIMBURSE...	14,500.00	13,526.65	14,000.00	18,506.72	18,000.00	12,825.10	15,765.00	15,000.00	15,000.00
<a href="#">10-370-3730-0000</a>	LNRA SECURITY CONTRACT	45,000.00	45,000.00	45,000.00	45,000.00	45,000.00	45,000.00	45,000.00	40,000.00	40,000.00
<a href="#">10-370-3731-0000</a>	SRO CONTRACT	81,013.03	87,933.48	90,000.00	67,683.48	0.00	0.00	0.00	0.00	0.00
<a href="#">10-370-3745-0000</a>	CHILD SAFETY FEE	3,500.00	3,200.33	3,500.00	3,219.31	3,500.00	0.00	3,500.00	3,500.00	3,500.00
<b>ReportGroup: 350 - Miscellaneous Revenue Total:</b>		<b>184,013.03</b>	<b>192,430.51</b>	<b>183,000.00</b>	<b>181,110.82</b>	<b>106,500.00</b>	<b>76,674.81</b>	<b>76,455.00</b>	<b>73,500.00</b>	<b>73,500.00</b>
<b>Department: 370 - MISCELLANEOUS REVENUE Total:</b>		<b>184,013.03</b>	<b>192,430.51</b>	<b>183,000.00</b>	<b>181,110.82</b>	<b>106,500.00</b>	<b>76,674.81</b>	<b>76,455.00</b>	<b>73,500.00</b>	<b>73,500.00</b>
<b>Department: 393 - OTHER FINANCING SOURCES</b>										
<b>ReportGroup: 390 - Other revenue</b>										
<a href="#">10-393-3810-0000</a>	SHORT TERM NOTE PROCEEDS	0.00	0.00	11,156.00	13,543.47	0.00	0.00	0.00	0.00	0.00
<b>ReportGroup: 390 - Other revenue Total:</b>		<b>0.00</b>	<b>0.00</b>	<b>11,156.00</b>	<b>13,543.47</b>	<b>0.00</b>	<b>0.00</b>	<b>0.00</b>	<b>0.00</b>	<b>0.00</b>
<b>Department: 393 - OTHER FINANCING SOURCES Total:</b>		<b>0.00</b>	<b>0.00</b>	<b>11,156.00</b>	<b>13,543.47</b>	<b>0.00</b>	<b>0.00</b>	<b>0.00</b>	<b>0.00</b>	<b>0.00</b>
<b>Revenue Total:</b>		<b>11,353,823.55</b>	<b>11,584,555.43</b>	<b>11,958,074.84</b>	<b>12,161,815.23</b>	<b>12,781,503.99</b>	<b>12,722,049.30</b>	<b>12,605,979.60</b>	<b>13,614,261.00</b>	<b>13,233,570.00</b>
<b>Expense</b>										
<b>Department: 400 - COUNTY JUDGE</b>										
<b>ReportGroup: 400 - Payroll Expenses</b>										
<a href="#">10-400-4001-0000</a>	SALARY, ELECTED OFFICIAL	63,550.00	63,549.98	64,821.00	64,820.86	67,414.00	62,228.16	67,414.00	69,437.00	69,437.00
<a href="#">10-400-4075-0000</a>	SALARY, STATE SUPPLEMENT, CO...	25,200.00	25,199.98	25,200.00	25,199.98	25,200.00	23,261.52	25,200.00	25,200.00	25,200.00
<a href="#">10-400-4076-0000</a>	SALARY, SUPL JUV BD & JUDGE	7,792.00	7,791.94	7,792.00	7,791.94	7,792.00	7,192.56	7,792.00	7,792.00	7,792.00
<a href="#">10-400-4085-0000</a>	LONGEVITY	848.00	848.00	1,128.00	1,128.00	1,320.00	1,320.00	1,320.00	1,512.00	1,512.00
<a href="#">10-400-4150-0000</a>	SALARY, SECRETARIES	38,770.00	38,769.12	39,545.00	39,540.80	41,127.00	37,958.39	41,127.00	42,361.00	42,361.00

**Budget - ADOPTED**

For Fiscal: 2021-2022 Period Ending: 09/30/2022

								Defined Budgets		
		2019-2020	2019-2020	2020-2021	2020-2021	2021-2022	2021-2022	2021-2022	2022-2023	2022-2023
		Total Budget	Total Activity	Total Budget	Total Activity	Total Budget	YTD Activity	PJ	PROPOSED	2022-2023
<a href="#">10-400-4201-0000</a>	FRG BENE, SOC SEC TAXES	10,417.00	9,604.34	10,595.00	9,757.30	10,929.00	9,267.54	10,129.24	11,193.00	11,193.00
<a href="#">10-400-4202-0000</a>	FRG BENE, GROUP INS	34,996.00	34,995.60	36,055.00	36,054.24	38,802.00	35,568.06	38,801.52	40,124.00	40,124.00
<a href="#">10-400-4203-0000</a>	FRG BENE, RETIREMENT	13,276.00	13,253.71	13,267.00	13,255.13	14,543.00	13,403.55	14,292.84	13,972.00	13,972.00
<a href="#">10-400-4204-0000</a>	FRG BENE, WORK COMP	267.00	299.72	317.00	267.56	284.00	176.19	117.46	249.00	249.00
<a href="#">10-400-4206-0000</a>	FRG BENE, UNEMPLOYMENT C...	24.00	24.90	21.00	20.23	22.00	19.48	21.58	22.00	22.00
<b>ReportGroup: 400 - Payroll Expenses Total:</b>		<b>195,140.00</b>	<b>194,337.29</b>	<b>198,741.00</b>	<b>197,836.04</b>	<b>207,433.00</b>	<b>190,395.45</b>	<b>206,215.64</b>	<b>211,862.00</b>	<b>211,862.00</b>
<b>ReportGroup: 410 - Supplies</b>										
<a href="#">10-400-4310-0000</a>	OFFICE SUPPLIES & EXPENSES	3,096.00	3,095.02	1,700.00	1,069.87	1,700.00	1,294.35	1,300.00	1,700.00	1,700.00
<b>ReportGroup: 410 - Supplies Total:</b>		<b>3,096.00</b>	<b>3,095.02</b>	<b>1,700.00</b>	<b>1,069.87</b>	<b>1,700.00</b>	<b>1,294.35</b>	<b>1,300.00</b>	<b>1,700.00</b>	<b>1,700.00</b>
<b>ReportGroup: 420 - Other Services &amp; Charges</b>										
<a href="#">10-400-4620-0000</a>	COMMUNICATIONS	2,300.00	2,132.28	1,771.00	1,770.03	1,777.00	1,571.68	1,602.00	1,056.00	1,056.00
<b>Budget Detail</b>				<b>Units</b>	<b>Price</b>	<b>Amount</b>				
<b>Budget Code</b>	<b>Description</b>									
2022-2023	CELL REIM			12.00	40.00	480.00				
2022-2023	PHONE			12.00	48.00	576.00				
<a href="#">10-400-4680-0000</a>	TRAVEL/TRAINING	2,704.00	1,765.40	3,989.00	1,302.11	4,100.00	2,693.16	3,230.00	4,100.00	4,100.00
<a href="#">10-400-4710-0000</a>	INSURANCE/BONDS	0.00	0.00	0.00	0.00	0.00	0.00	0.00	1,300.00	1,300.00
<a href="#">10-400-4760-0000</a>	SUPPORT & MAINTENANCE	320.00	256.24	380.00	96.55	380.00	345.09	380.00	380.00	380.00
<b>ReportGroup: 420 - Other Services &amp; Charges Total:</b>		<b>5,324.00</b>	<b>4,153.92</b>	<b>6,140.00</b>	<b>3,168.69</b>	<b>6,257.00</b>	<b>4,609.93</b>	<b>5,212.00</b>	<b>6,836.00</b>	<b>6,836.00</b>
<b>ReportGroup: 430 - Capital Outlay</b>										
<a href="#">10-400-5600-0000</a>	CAPITAL OUTLAY - INVENTORY	355.00	0.00	0.00	0.00	0.00	0.00	0.00	0.00	0.00
<b>ReportGroup: 430 - Capital Outlay Total:</b>		<b>355.00</b>	<b>0.00</b>	<b>0.00</b>	<b>0.00</b>	<b>0.00</b>	<b>0.00</b>	<b>0.00</b>	<b>0.00</b>	<b>0.00</b>
<b>Department: 400 - COUNTY JUDGE Total:</b>		<b>203,915.00</b>	<b>201,586.23</b>	<b>206,581.00</b>	<b>202,074.60</b>	<b>215,390.00</b>	<b>196,299.73</b>	<b>212,727.64</b>	<b>220,398.00</b>	<b>220,398.00</b>
<b>Department: 401 - COMMISSIONERS COURT</b>										
<b>ReportGroup: 400 - Payroll Expenses</b>										
<a href="#">10-401-4001-0000</a>	SALARY, ELECTED OFFICIAL	254,193.00	254,192.64	259,284.00	259,283.44	269,656.00	248,912.64	269,656.00	277,748.00	277,748.00
<a href="#">10-401-4085-0000</a>	LONGEVITY	8,344.00	8,344.00	8,728.00	8,728.00	7,600.00	7,600.00	7,600.00	7,984.00	7,984.00
<a href="#">10-401-4201-0000</a>	FRG BENE, SOC SEC TAXES	20,085.00	18,248.56	20,503.00	19,025.03	20,911.00	17,927.58	19,981.52	21,859.00	21,859.00
<a href="#">10-401-4202-0000</a>	FRG BENE, GROUP INS	60,828.00	59,872.58	62,667.00	60,172.64	74,610.00	62,218.31	67,874.52	77,101.00	77,101.00
<a href="#">10-401-4203-0000</a>	FRG BENE, RETIREMENT	25,598.00	24,877.10	25,676.00	25,705.84	28,225.00	26,019.44	28,195.28	27,288.00	27,288.00
<a href="#">10-401-4204-0000</a>	FRG BENE, WORK COMP	702.00	662.48	703.00	593.96	633.00	88.92	59.28	126.00	126.00
<b>ReportGroup: 400 - Payroll Expenses Total:</b>		<b>369,750.00</b>	<b>366,197.36</b>	<b>377,561.00</b>	<b>373,508.91</b>	<b>401,635.00</b>	<b>362,766.89</b>	<b>393,366.60</b>	<b>412,106.00</b>	<b>412,106.00</b>

Budget - ADOPTED

For Fiscal: 2021-2022 Period Ending: 09/30/2022

		2019-2020	2019-2020	2020-2021	2020-2021	2021-2022	2021-2022	Defined Budgets		
		Total Budget	Total Activity	Total Budget	Total Activity	Total Budget	YTD Activity	2021-2022	2022-2023	2022-2023
								PJ	PROPOSED	2022-2023
<b>ReportGroup: 420 - Other Services &amp; Charges</b>										
<a href="#">10-401-4630-0000</a>	ORGANIZATION DUES	6,895.00	6,664.14	6,747.00	6,633.59	7,291.00	7,099.00	7,291.00	7,349.00	7,349.00
<b>Budget Detail</b>										
<b>Budget Code</b>	<b>Description</b>			<b>Units</b>	<b>Price</b>	<b>Amount</b>				
2022-2023	CO JUDGES & COMM			1.00	1,800.00	1,800.00				
2022-2023	DE-GO-LA RC&D			1.00	250.00	250.00				
2022-2023	GCRPC			1.00	3,629.00	3,629.00				
2022-2023	NACO			1.00	450.00	450.00				
2022-2023	SO TX CO JUDGES & COMM			1.00	300.00	300.00				
2022-2023	TAC			1.00	820.00	820.00				
2022-2023	TX COMPT - COOP PARTICIPATION			1.00	100.00	100.00				
<a href="#">10-401-4660-0000</a>	LEGAL & BID NOTICES	250.00	337.50	648.00	648.00	500.00	361.50	600.00	750.00	750.00
<b>ReportGroup: 420 - Other Services &amp; Charges Total:</b>		<b>7,145.00</b>	<b>7,001.64</b>	<b>7,395.00</b>	<b>7,281.59</b>	<b>7,791.00</b>	<b>7,460.50</b>	<b>7,891.00</b>	<b>8,099.00</b>	<b>8,099.00</b>
<b>ReportGroup: 430 - Capital Outlay</b>										
<a href="#">10-401-5600-0000</a>	CAPITAL OUTLAY - INVENTORY	0.00	0.00	1,000.00	895.47	0.00	0.00	0.00	0.00	0.00
<b>ReportGroup: 430 - Capital Outlay Total:</b>		<b>0.00</b>	<b>0.00</b>	<b>1,000.00</b>	<b>895.47</b>	<b>0.00</b>	<b>0.00</b>	<b>0.00</b>	<b>0.00</b>	<b>0.00</b>
<b>Department: 401 - COMMISSIONERS COURT Total:</b>		<b>376,895.00</b>	<b>373,199.00</b>	<b>385,956.00</b>	<b>381,685.97</b>	<b>409,426.00</b>	<b>370,227.39</b>	<b>401,257.60</b>	<b>420,205.00</b>	<b>420,205.00</b>
<b>Department: 403 - COUNTY CLERK</b>										
<b>ReportGroup: 400 - Payroll Expenses</b>										
<a href="#">10-403-4001-0000</a>	SALARY, ELECTED OFFICIAL	60,893.00	60,892.78	62,111.00	62,110.88	64,596.00	59,627.04	64,596.00	66,534.00	66,534.00
<a href="#">10-403-4040-0000</a>	SALARY, DEPUTIES	42,288.00	42,176.17	43,134.00	43,035.18	44,860.00	41,318.40	44,860.00	46,206.00	46,206.00
<a href="#">10-403-4041-0000</a>	SALARY, DEPUTIES	38,770.00	38,769.13	39,545.00	39,540.80	41,127.00	38,136.33	41,127.00	42,361.00	42,361.00
<a href="#">10-403-4042-0000</a>	SALARY, DEPUTIES	37,999.00	37,997.46	38,759.00	38,750.43	40,310.00	37,248.51	40,310.00	41,520.00	41,520.00
<a href="#">10-403-4043-0000</a>	SALARY, DEPUTIES	37,999.00	36,056.69	38,759.00	30,751.82	40,310.00	35,629.78	40,310.00	41,520.00	41,520.00
<a href="#">10-403-4044-0000</a>	SALARY, DEPUTIES	17,989.00	11,220.09	18,349.00	11,456.61	19,083.00	11,006.30	19,083.00	19,656.00	19,656.00
<a href="#">10-403-4085-0000</a>	LONGEVITY	3,385.12	3,385.12	4,003.00	4,002.08	4,515.00	4,515.04	4,515.00	5,044.00	5,044.00
<a href="#">10-403-4201-0000</a>	FRG BENE, SOC SEC TAXES	18,309.00	16,186.15	18,717.00	16,768.31	19,493.00	17,117.80	18,955.70	20,108.00	20,108.00
<a href="#">10-403-4202-0000</a>	FRG BENE, GROUP INS	78,991.00	78,990.63	81,395.00	81,394.80	87,566.00	80,521.52	87,841.66	90,793.00	90,793.00
<a href="#">10-403-4203-0000</a>	FRG BENE, RETIREMENT	23,334.00	22,431.14	23,439.00	21,995.34	25,939.00	23,091.96	24,848.70	25,102.00	25,102.00
<a href="#">10-403-4204-0000</a>	FRG BENE, WORK COMP	468.00	549.72	559.00	493.84	507.00	327.72	218.48	446.00	446.00
<a href="#">10-403-4206-0000</a>	FRG BENE, UNEMPLOYMENT C...	108.00	106.19	91.00	87.95	91.00	83.74	92.78	98.00	98.00
<b>ReportGroup: 400 - Payroll Expenses Total:</b>		<b>360,533.12</b>	<b>348,761.27</b>	<b>368,861.00</b>	<b>350,388.04</b>	<b>388,397.00</b>	<b>348,624.14</b>	<b>386,758.32</b>	<b>399,388.00</b>	<b>399,388.00</b>

**Budget - ADOPTED**

For Fiscal: 2021-2022 Period Ending: 09/30/2022

		2019-2020	2019-2020	2020-2021	2020-2021	2021-2022	2021-2022	Defined Budgets		
		Total Budget	Total Activity	Total Budget	Total Activity	Total Budget	YTD Activity	2021-2022	2022-2023	2022-2023
								PJ	PROPOSED	2022-2023
<b>ReportGroup: 410 - Supplies</b>										
<a href="#">10-403-4310-0000</a>	OFFICE SUPPLIES & EXPENSES	10,898.00	6,576.91	11,897.00	9,003.68	10,747.00	8,564.99	8,450.00	11,897.00	11,897.00
<b>ReportGroup: 410 - Supplies Total:</b>		<b>10,898.00</b>	<b>6,576.91</b>	<b>11,897.00</b>	<b>9,003.68</b>	<b>10,747.00</b>	<b>8,564.99</b>	<b>8,450.00</b>	<b>11,897.00</b>	<b>11,897.00</b>
<b>ReportGroup: 420 - Other Services &amp; Charges</b>										
<a href="#">10-403-4620-0000</a>	COMMUNICATIONS	2,852.00	2,743.74	2,366.00	2,363.31	2,386.00	1,977.61	1,990.00	2,052.00	2,052.00
<b>Budget Detail</b>										
<b>Budget Code</b>	<b>Description</b>			<b>Units</b>	<b>Price</b>	<b>Amount</b>				
2022-2023	CELL REIM			12.00	25.00	300.00				
2022-2023	PHONE			12.00	146.00	1,752.00				
<a href="#">10-403-4640-0000</a>	ELECTION EXPENSES	27,042.00	26,626.50	27,500.00	20,485.92	27,200.00	24,279.51	25,000.00	27,500.00	27,500.00
<b>Budget Detail</b>										
<b>Budget Code</b>	<b>Description</b>			<b>Units</b>	<b>Price</b>	<b>Amount</b>				
2022-2023	ELECTION EXP			1.00	12,620.00	12,620.00				
2022-2023	MAINT/SUPP - ES&S POLLBOOKS			1.00	2,500.00	2,500.00				
2022-2023	MAINT/SUPPORT- ES&S			1.00	12,380.00	12,380.00				
<a href="#">10-403-4660-0000</a>	LEGAL & BID NOTICES	200.00	29.25	195.00	60.00	400.00	226.80	226.80	250.00	250.00
<a href="#">10-403-4680-0000</a>	TRAVEL/TRAINING	2,786.00	1,215.02	3,688.00	3,687.20	4,000.00	1,025.99	1,200.00	4,000.00	4,000.00
<a href="#">10-403-4710-0000</a>	INSURANCE/BONDS	0.00	0.00	0.00	0.00	0.00	0.00	0.00	2,600.00	2,600.00
<a href="#">10-403-4760-0000</a>	SUPPORT & MAINTENANCE	23,450.00	21,462.35	22,438.00	21,679.75	23,972.00	21,896.11	22,500.00	24,710.00	24,710.00
<b>Budget Detail</b>										
<b>Budget Code</b>	<b>Description</b>			<b>Units</b>	<b>Price</b>	<b>Amount</b>				
2022-2023	COMPUTER TECH			28.00	100.00	2,800.00				
2022-2023	IBM SOFT SUBSCRIPTION/CONTRACT			1.00	707.00	707.00				
2022-2023	NETDATA - CJIS			1.00	2,673.00	2,673.00				
2022-2023	NETDATA - CLERK			1.00	6,685.00	6,685.00				
2022-2023	NETDATA - SERV			1.00	1,200.00	1,200.00				
2022-2023	NETPROTEC VPN			1.00	105.00	105.00				
2022-2023	TYLER TECH - CO RECORDS			1.00	10,540.00	10,540.00				
<a href="#">10-403-4770-0000</a>	RENTAL	3,756.00	3,749.88	3,756.00	3,562.78	3,756.00	3,562.00	3,756.00	3,776.00	3,776.00
<b>ReportGroup: 420 - Other Services &amp; Charges Total:</b>		<b>60,086.00</b>	<b>55,826.74</b>	<b>59,943.00</b>	<b>51,838.96</b>	<b>61,714.00</b>	<b>52,968.02</b>	<b>54,672.80</b>	<b>64,888.00</b>	<b>64,888.00</b>
<b>ReportGroup: 430 - Capital Outlay</b>										
<a href="#">10-403-5500-0000</a>	CAPITAL OUTLAY	35,954.00	35,953.98	35,954.00	35,953.98	0.00	0.00	0.00	0.00	0.00

Budget - ADOPTED

For Fiscal: 2021-2022 Period Ending: 09/30/2022

		2019-2020		2020-2021		2021-2022		Defined Budgets		
		Total Budget	Total Activity	Total Budget	Total Activity	Total Budget	YTD Activity	2021-2022 PJ	2022-2023 PROPOSED	2022-2023 2022-2023
<a href="#">10-403-5600-0000</a>	CAPITAL OUTLAY - INVENTORY	5,361.00	5,360.88	377.00	376.12	1,150.00	1,085.43	1,150.00	0.00	0.00
	<b>ReportGroup: 430 - Capital Outlay Total:</b>	<b>41,315.00</b>	<b>41,314.86</b>	<b>36,331.00</b>	<b>36,330.10</b>	<b>1,150.00</b>	<b>1,085.43</b>	<b>1,150.00</b>	<b>0.00</b>	<b>0.00</b>
	<b>Department: 403 - COUNTY CLERK Total:</b>	<b>472,832.12</b>	<b>452,479.78</b>	<b>477,032.00</b>	<b>447,560.78</b>	<b>462,008.00</b>	<b>411,242.58</b>	<b>451,031.12</b>	<b>476,173.00</b>	<b>476,173.00</b>
<b>Department: 405 - VETERANS' SERVICE OFFICER</b>										
<b>ReportGroup: 400 - Payroll Expenses</b>										
<a href="#">10-405-4180-0000</a>	SALARY, PART TIME	0.00	0.00	0.00	0.00	3,640.00	1,643.78	1,700.00	3,750.00	3,750.00
<a href="#">10-405-4201-0000</a>	FRG BENE, SOC SEC TAXES	0.00	0.00	0.00	0.00	279.00	125.77	130.00	287.00	287.00
<a href="#">10-405-4203-0000</a>	FRG BENE, RETIREMENT	0.00	0.00	0.00	0.00	371.00	169.00	301.00	359.00	359.00
<a href="#">10-405-4204-0000</a>	FRG BENE, WORK COMP	0.00	0.00	0.00	0.00	8.00	4.50	6.00	7.00	7.00
<a href="#">10-405-4206-0000</a>	FRG BENE, UNEMPLOYMENT C...	0.00	0.00	0.00	0.00	2.00	0.85	1.00	2.00	2.00
	<b>ReportGroup: 400 - Payroll Expenses Total:</b>	<b>0.00</b>	<b>0.00</b>	<b>0.00</b>	<b>0.00</b>	<b>4,300.00</b>	<b>1,943.90</b>	<b>2,138.00</b>	<b>4,405.00</b>	<b>4,405.00</b>
<b>ReportGroup: 410 - Supplies</b>										
<a href="#">10-405-4310-0000</a>	OFFICE SUPPLIES & EXPENSES	0.00	0.00	0.00	0.00	400.00	51.15	0.00	400.00	400.00
	<b>ReportGroup: 410 - Supplies Total:</b>	<b>0.00</b>	<b>0.00</b>	<b>0.00</b>	<b>0.00</b>	<b>400.00</b>	<b>51.15</b>	<b>0.00</b>	<b>400.00</b>	<b>400.00</b>
<b>ReportGroup: 420 - Other Services &amp; Charges</b>										
<a href="#">10-405-4620-0000</a>	COMMUNICATIONS	0.00	0.00	0.00	0.00	0.00	0.00	0.00	240.00	240.00
<a href="#">10-405-4680-0000</a>	TRAVEL/TRAINING	0.00	0.00	0.00	0.00	400.00	0.00	0.00	400.00	400.00
	<b>ReportGroup: 420 - Other Services &amp; Charges Total:</b>	<b>0.00</b>	<b>0.00</b>	<b>0.00</b>	<b>0.00</b>	<b>400.00</b>	<b>0.00</b>	<b>0.00</b>	<b>640.00</b>	<b>640.00</b>
	<b>Department: 405 - VETERANS' SERVICE OFFICER Total:</b>	<b>0.00</b>	<b>0.00</b>	<b>0.00</b>	<b>0.00</b>	<b>5,100.00</b>	<b>1,995.05</b>	<b>2,138.00</b>	<b>5,445.00</b>	<b>5,445.00</b>
<b>Department: 406 - EMERGENCY MGMT</b>										
<b>ReportGroup: 400 - Payroll Expenses</b>										
<a href="#">10-406-4002-0000</a>	SALARY, APPOINTED OFFICIAL-PT	27,779.00	28,742.50	28,594.00	28,593.56	28,976.00	15,519.96	16,292.00	48,204.00	48,204.00
<a href="#">10-406-4201-0000</a>	FRG BENE, SOCIAL SECURITY	2,181.00	2,198.81	2,206.00	2,167.46	2,217.00	1,187.12	1,247.00	3,688.00	3,688.00
<a href="#">10-406-4202-0000</a>	FRG BENEFIT - INSURANCE	0.00	0.00	0.00	0.00	0.00	0.00	0.00	14,342.00	14,342.00
<a href="#">10-406-4203-0000</a>	FRG BENE, RETIREMENT	2,664.00	2,800.94	2,669.00	2,735.26	2,950.00	1,557.01	1,638.00	4,604.00	4,604.00
<a href="#">10-406-4204-0000</a>	FRG BENE, WORK COMP	154.00	169.40	180.00	151.76	163.00	94.11	126.00	216.00	216.00
<a href="#">10-406-4206-0000</a>	FRG BENE, UNEMPLOYMENT C...	17.00	17.14	14.00	14.29	14.00	7.68	8.00	25.00	25.00
	<b>ReportGroup: 400 - Payroll Expenses Total:</b>	<b>32,795.00</b>	<b>33,928.79</b>	<b>33,663.00</b>	<b>33,662.33</b>	<b>34,320.00</b>	<b>18,365.88</b>	<b>19,311.00</b>	<b>71,079.00</b>	<b>71,079.00</b>
<b>ReportGroup: 410 - Supplies</b>										
<a href="#">10-406-4310-0000</a>	OFFICE SUPPLIES & EXPENSES	1,930.00	1,929.58	2,000.00	795.75	1,729.00	808.99	364.00	2,400.00	2,400.00
	<b>ReportGroup: 410 - Supplies Total:</b>	<b>1,930.00</b>	<b>1,929.58</b>	<b>2,000.00</b>	<b>795.75</b>	<b>1,729.00</b>	<b>808.99</b>	<b>364.00</b>	<b>2,400.00</b>	<b>2,400.00</b>



Budget - ADOPTED

For Fiscal: 2021-2022 Period Ending: 09/30/2022

		2019-2020	2019-2020	2020-2021	2020-2021	2021-2022	2021-2022	Defined Budgets		
		Total Budget	Total Activity	Total Budget	Total Activity	Total Budget	YTD Activity	2021-2022	2022-2023	2022-2023
								PJ	PROPOSED	2022-2023
<b>ReportGroup: 420 - Other Services &amp; Charges</b>										
<a href="#">10-406-4620-0000</a>	COMMUNICATIONS	4,193.00	4,192.05	2,624.00	2,355.56	4,220.00	4,041.38	4,527.12	3,576.00	3,576.00
<b>Budget Detail</b>										
<b>Budget Code</b>	<b>Description</b>			<b>Units</b>	<b>Price</b>	<b>Amount</b>				
2022-2023	APP, RIVERSIDE MARKETING APPLE			12.00	90.00	1,080.00				
2022-2023	CELL PHONE			12.00	80.00	960.00				
2022-2023	INTERNET HOT SPOT			12.00	40.00	480.00				
2022-2023	LMR SERV - 1ST NET RADIO			12.00	40.00	480.00				
2022-2023	PHONE			12.00	48.00	576.00				
<a href="#">10-406-4680-0000</a>	TRAVEL/TRAINING	737.00	254.49	2,989.00	509.94	4,000.00	1,814.85	3,315.00	4,000.00	4,000.00
<a href="#">10-406-4710-0000</a>	EMERGENCY MGT - INSURANCE/...	0.00	0.00	93.00	93.00	100.00	90.00	90.00	100.00	100.00
<a href="#">10-406-4750-0000</a>	REPAIR AND MAINTENANCE	550.00	0.00	817.00	816.92	1,000.00	0.00	0.00	1,000.00	1,000.00
<a href="#">10-406-4760-0000</a>	SUPPORT & MAINTENANCE	2,497.00	344.88	2,412.00	2,351.50	2,787.00	(1,733.93)	2,200.00	2,313.00	2,313.00
<b>Budget Detail</b>										
<b>Budget Code</b>	<b>Description</b>			<b>Units</b>	<b>Price</b>	<b>Amount</b>				
2022-2023	COMPUTER TECH			4.00	100.00	400.00				
2022-2023	SATELLITE PHONE SERVICE			2.00	669.00	1,338.00				
2022-2023	WEATHER TAP			1.00	575.00	575.00				
<b>ReportGroup: 420 - Other Services &amp; Charges Total:</b>		<b>7,977.00</b>	<b>4,791.42</b>	<b>8,935.00</b>	<b>6,126.92</b>	<b>12,107.00</b>	<b>4,212.30</b>	<b>10,132.12</b>	<b>10,989.00</b>	<b>10,989.00</b>
<b>ReportGroup: 430 - Capital Outlay</b>										
<a href="#">10-406-5500-0000</a>	CAPITAL OUTLAY	4,525.00	4,524.81	13,934.00	13,933.23	0.00	0.00	0.00	0.00	0.00
<a href="#">10-406-5600-0000</a>	CAPITAL OUTLAY - INVENTORY	2,219.00	2,218.20	2,155.00	2,154.62	671.00	670.50	671.00	0.00	0.00
<b>ReportGroup: 430 - Capital Outlay Total:</b>		<b>6,744.00</b>	<b>6,743.01</b>	<b>16,089.00</b>	<b>16,087.85</b>	<b>671.00</b>	<b>670.50</b>	<b>671.00</b>	<b>0.00</b>	<b>0.00</b>
<b>Department: 406 - EMERGENCY MGMT Total:</b>		<b>49,446.00</b>	<b>47,392.80</b>	<b>60,687.00</b>	<b>56,672.85</b>	<b>48,827.00</b>	<b>24,057.67</b>	<b>30,478.12</b>	<b>84,468.00</b>	<b>84,468.00</b>
<b>Department: 409 - NON-DEPARTMENTAL</b>										
<b>ReportGroup: 400 - Payroll Expenses</b>										
<a href="#">10-409-4000-0000</a>	SALARIES/WAGES	3,352.00	3,351.04	2,130.00	2,153.20	2,000.00	2,000.00	2,000.00	3,210.00	3,210.00
<a href="#">10-409-4201-0000</a>	FRG BENE, SOC SEC TAXES	257.00	259.84	163.00	164.41	153.00	153.03	153.03	246.00	246.00
<a href="#">10-409-4202-0000</a>	FRG BENE, GROUP INS	65,128.00	60,445.81	57,837.00	51,618.48	65,650.00	51,680.01	56,641.00	68,707.00	68,707.00
<a href="#">10-409-4203-0000</a>	FRG BENE, RETIREMENT	323.00	295.81	210.00	209.59	204.00	161.02	161.02	307.00	307.00
<a href="#">10-409-4204-0000</a>	FRG BENE, WORK COMP	44.00	0.00	48.00	39.82	34.00	37.72	42.00	47.00	47.00
<a href="#">10-409-4206-0000</a>	FRG BENE, UNEMPLOYMENT C...	0.00	0.00	0.00	0.84	5.00	1.03	1.03	2.00	2.00
<b>ReportGroup: 400 - Payroll Expenses Total:</b>		<b>69,104.00</b>	<b>64,352.50</b>	<b>60,388.00</b>	<b>54,186.34</b>	<b>68,046.00</b>	<b>54,032.81</b>	<b>58,998.08</b>	<b>72,519.00</b>	<b>72,519.00</b>

**Budget - ADOPTED**

For Fiscal: 2021-2022 Period Ending: 09/30/2022

								Defined Budgets			
		2019-2020	2019-2020	2020-2021	2020-2021	2021-2022	2021-2022	2021-2022	2022-2023	2022-2023	
		Total Budget	Total Activity	Total Budget	Total Activity	Total Budget	YTD Activity	PJ	PROPOSED	2022-2023	
<b>ReportGroup: 410 - Supplies</b>											
<a href="#">10-409-4315-0000</a>	POSTAGE & FREIGHT	22,000.00	20,717.26	22,000.00	18,814.99	22,000.00	20,972.45	22,973.00	23,000.00	23,000.00	
<b>ReportGroup: 410 - Supplies Total:</b>		<b>22,000.00</b>	<b>20,717.26</b>	<b>22,000.00</b>	<b>18,814.99</b>	<b>22,000.00</b>	<b>20,972.45</b>	<b>22,973.00</b>	<b>23,000.00</b>	<b>23,000.00</b>	

<b>ReportGroup: 420 - Other Services &amp; Charges</b>										
<a href="#">10-409-4550-0000</a>	PROFESSIONAL FEES	17,600.00	9,320.73	29,650.00	25,299.89	20,700.00	18,286.06	19,200.00	14,500.00	14,500.00

<b>Budget Detail</b>										
Budget Code	Description	Units	Price	Amount						
2022-2023	ACTURIAL VALUATION	1.00	2,000.00	2,000.00						
2022-2023	ATTORNEY	1.00	10,000.00	10,000.00						
2022-2023	SCAAP FEE	1.00	2,500.00	2,500.00						

<a href="#">10-409-4552-0000</a>	CONTRACT SERV,CPA	17,000.00	17,000.00	24,000.00	24,000.00	19,000.00	19,000.00	19,000.00	30,000.00	30,000.00
<a href="#">10-409-4620-0000</a>	COMMUNICATIONS	4,090.00	3,880.74	30,580.00	25,848.24	27,555.00	27,184.78	27,539.76	29,565.00	29,565.00

<b>Budget Detail</b>										
Budget Code	Description	Units	Price	Amount						
2022-2023	EMAIL HOSTING	1.00	525.00	525.00						
2022-2023	INTERNET - REDUNDANT	12.00	380.00	4,560.00						
2022-2023	INTERNET- CRTHSE & SB	12.00	2,000.00	24,000.00						
2022-2023	PHONE - GRAND JURY & COMM CT	12.00	40.00	480.00						

<a href="#">10-409-4644-0000</a>	EMPLOYEE HEALTH & WELLNESS	3,500.00	1,871.00	3,500.00	1,655.00	3,500.00	1,207.00	1,676.00	3,500.00	3,500.00
----------------------------------	----------------------------	----------	----------	----------	----------	----------	----------	----------	----------	----------

<a href="#">10-409-4665-0000</a>	INDG, BURIALS	390.00	0.00	2,400.00	300.00	900.00	0.00	0.00	2,400.00	2,400.00
----------------------------------	---------------	--------	------	----------	--------	--------	------	------	----------	----------

<a href="#">10-409-4720-0000</a>	INS, LIAB GENERAL	4,540.00	4,538.00	4,540.00	4,539.00	4,497.00	4,497.00	4,497.00	4,720.00	4,720.00
----------------------------------	-------------------	----------	----------	----------	----------	----------	----------	----------	----------	----------

<a href="#">10-409-4725-0000</a>	INS, LAW ENFORCEMENT	18,125.00	18,125.00	20,625.00	20,625.00	18,125.00	18,125.00	18,125.00	19,030.00	19,030.00
----------------------------------	----------------------	-----------	-----------	-----------	-----------	-----------	-----------	-----------	-----------	-----------

<a href="#">10-409-4730-0000</a>	INS, PUBLIC OFFICIAL/CYBER	14,024.00	14,024.00	13,414.00	13,414.00	13,294.00	13,294.00	13,294.00	13,960.00	13,960.00
----------------------------------	----------------------------	-----------	-----------	-----------	-----------	-----------	-----------	-----------	-----------	-----------

<a href="#">10-409-4760-0000</a>	SUPPORT & MAINTENANCE	71,560.00	63,057.39	103,976.00	63,061.55	111,479.00	84,180.26	83,156.00	118,634.00	119,450.00
----------------------------------	-----------------------	-----------	-----------	------------	-----------	------------	-----------	-----------	------------	------------

<b>Budget Detail</b>										
Budget Code	Description	Units	Price	Amount						
2022-2023	ANTIVIRUS/MALWARE	132.00	17.00	2,244.00						
2022-2023	APC REPLACE BATTERIES (EST)	1.00	600.00	600.00						
2022-2023	BACKUP - SAFE	12.00	650.00	7,800.00						
2022-2023	COMP TECH: SPECIAL PROJECTS	1.00	5,000.00	5,000.00						
2022-2023	COMP TECH: CONFIGURE OFFICE 360 & PASSWORD KEEPER	1.00	5,000.00	5,000.00						
2022-2023	COMPUTER TECH	100.00	100.00	10,000.00						
2022-2023	IT MGT & MONITORING	12.00	4,270.00	51,240.00						
2022-2023	MISC ENHANCEMENTS/EQUIP	1.00	5,000.00	5,000.00						
2022-2023	SUBSCRIPTION: OFFICE 365	120.00	180.00	21,600.00						

Budget - ADOPTED

For Fiscal: 2021-2022 Period Ending: 09/30/2022

		2019-2020		2020-2021		2021-2022		Defined Budgets		2022-2023	
		Total Budget	Total Activity	Total Budget	Total Activity	Total Budget	YTD Activity	2021-2022 PJ	2022-2023 PROPOSED	2022-2023 2022-2023	
2022-2023	SUBSCRIPTION: PASSWORD KEEPER			50.00	60.00	3,000.00					
2022-2023	SUBSCRIPTIONS: MACRUIM			1.00	2,000.00	2,000.00					
2022-2023	SUBSCRIPTIONS: FIREWALL			1.00	2,600.00	2,600.00					
2022-2023	WARRANTY - MISC			1.00	1,816.00	1,816.00					
2022-2023	WEB SITE HOSTING - CIRA			1.00	1,550.00	1,550.00					
<a href="#">10-409-4775-0000</a>	RENTAL, DEPOT	3,864.00	3,864.00	3,980.00	3,864.00	3,542.00	3,220.00	3,980.00	3,980.00	3,980.00	
<a href="#">10-409-4777-0000</a>	RENTAL, POSTAGE MACH	3,680.00	2,344.11	4,095.00	3,411.03	3,500.00	3,249.51	3,388.10	3,500.00	3,500.00	
<b>Budget Detail</b>											
<b>Budget Code</b>	<b>Description</b>			<b>Units</b>	<b>Price</b>	<b>Amount</b>					
2022-2023	POSTAGE MACH, PITNEY BOWES			4.00	707.00	2,828.00					
2022-2023	SUPPIES - INK/LABELS ETC			1.00	672.00	672.00					
<a href="#">10-409-4835-0000</a>	CENTRAL APPRAISAL DIST	232,507.00	232,506.29	232,507.00	214,713.33	201,237.00	201,236.27	201,236.27	210,000.00	210,000.00	
<a href="#">10-409-4845-0000</a>	ECONOMIC DEVELOPMENT	6,000.00	6,000.00	6,131.00	6,130.44	9,578.00	9,577.75	9,577.75	7,000.00	7,000.00	
<b>Budget Detail</b>											
<b>Budget Code</b>	<b>Description</b>			<b>Units</b>	<b>Price</b>	<b>Amount</b>					
2022-2023	JC CHAMBER - EVENT			1.00	3,500.00	3,500.00					
2022-2023	LNRA - YOUTH RODEO			1.00	3,500.00	3,500.00					
<a href="#">10-409-4950-0000</a>	UNCLASSIFIED	26,040.00	12,052.93	13,738.32	13,233.30	20,560.00	19,863.38	20,300.00	100,000.00	100,000.00	
<b>ReportGroup: 420 - Other Services &amp; Charges Total:</b>		<b>422,920.00</b>	<b>388,584.19</b>	<b>493,136.32</b>	<b>420,094.78</b>	<b>457,467.00</b>	<b>422,921.01</b>	<b>424,969.88</b>	<b>560,789.00</b>	<b>561,605.00</b>	
<b>ReportGroup: 430 - Capital Outlay</b>											
<a href="#">10-409-5500-0000</a>	CAPITAL OUTLAY	0.00	0.00	74,000.00	229.89	0.00	0.00	0.00	0.00	0.00	
<b>ReportGroup: 430 - Capital Outlay Total:</b>		<b>0.00</b>	<b>0.00</b>	<b>74,000.00</b>	<b>229.89</b>	<b>0.00</b>	<b>0.00</b>	<b>0.00</b>	<b>0.00</b>	<b>0.00</b>	
<b>Department: 409 - NON-DEPARTMENTAL Total:</b>		<b>514,024.00</b>	<b>473,653.95</b>	<b>649,524.32</b>	<b>493,326.00</b>	<b>547,513.00</b>	<b>497,926.27</b>	<b>506,940.96</b>	<b>656,308.00</b>	<b>657,124.00</b>	
<b>Department: 435 - DISTRICT COURT</b>											
<b>ReportGroup: 400 - Payroll Expenses</b>											
<a href="#">10-435-4095-0000</a>	SALARY, CT REPORTER MEALS	300.00	206.27	300.00	36.26	300.00	0.00	55.00	300.00	300.00	
<a href="#">10-435-4201-0000</a>	FRG BENE, SOC SEC TAXES	23.00	15.78	300.00	278.18	70.00	45.90	91.80	23.00	23.00	
<b>ReportGroup: 400 - Payroll Expenses Total:</b>		<b>323.00</b>	<b>222.05</b>	<b>600.00</b>	<b>314.44</b>	<b>370.00</b>	<b>45.90</b>	<b>146.80</b>	<b>323.00</b>	<b>323.00</b>	
<b>ReportGroup: 420 - Other Services &amp; Charges</b>											
<a href="#">10-435-4522-0000</a>	CONT SERV, CT REP	19,700.00	19,530.00	15,106.00	15,106.00	34,769.00	34,768.50	30,000.00	18,000.00	18,000.00	
<a href="#">10-435-4523-0000</a>	CONT SERV, FORENSIC EVALUAT...	1,280.00	937.00	0.00	0.00	1,500.00	750.00	1,500.00	2,250.00	2,250.00	
<a href="#">10-435-4525-0000</a>	CONT SERV, STAT PROBATE JUD...	4,762.00	4,761.25	21,898.00	21,821.09	14,997.00	13,830.95	14,997.00	5,000.00	5,000.00	
<a href="#">10-435-4526-0000</a>	CONT SERV, INTERPRETER	3,200.00	248.00	1,100.00	1,053.00	1,633.00	1,381.25	1,500.00	2,500.00	2,500.00	

**Budget - ADOPTED**

For Fiscal: 2021-2022 Period Ending: 09/30/2022

		2019-2020		2020-2021		2021-2022		Defined Budgets		
		Total Budget	Total Activity	Total Budget	Total Activity	Total Budget	YTD Activity	2021-2022 PJ	2022-2023 PROPOSED	2022-2023 2022-2023
<a href="#">10-435-4526-SG18</a>	CONT SERV, INTERPRETER, OLS	0.00	0.00	0.00	0.00	112.50	112.50	0.00	0.00	0.00
<a href="#">10-435-4681-0000</a>	TRAVEL, CT REPORTERS	1,345.00	1,344.83	1,200.00	493.92	391.00	390.05	391.00	1,200.00	1,200.00
<a href="#">10-435-4682-0000</a>	TRAVEL, DISTRICT JUDGE	55.00	31.32	94.00	0.00	323.00	323.00	168.00	200.00	200.00
<a href="#">10-435-4830-0000</a>	4TH ADM JUDICIAL DIST	1,047.00	1,046.52	2,023.00	2,023.02	977.00	976.50	976.50	980.00	980.00
<a href="#">10-435-4835-0000</a>	ADMIN JUDICIAL DISTRICT	0.00	0.00	48,170.00	48,169.64	51,942.00	51,941.20	51,942.00	54,335.00	54,335.00
<a href="#">10-435-4950-0000</a>	UNCLASSIFIED	258.00	212.09	600.00	591.92	43.00	42.36	0.00	200.00	200.00
<b>ReportGroup: 420 - Other Services &amp; Charges Total:</b>		<b>31,647.00</b>	<b>28,111.01</b>	<b>90,191.00</b>	<b>89,258.59</b>	<b>106,687.50</b>	<b>104,516.31</b>	<b>101,474.50</b>	<b>84,665.00</b>	<b>84,665.00</b>
<b>Department: 435 - DISTRICT COURT Total:</b>		<b>31,970.00</b>	<b>28,333.06</b>	<b>90,791.00</b>	<b>89,573.03</b>	<b>107,057.50</b>	<b>104,562.21</b>	<b>101,621.30</b>	<b>84,988.00</b>	<b>84,988.00</b>
<b>Department: 436 - COURT EXPENSE</b>										
<b>ReportGroup: 420 - Other Services &amp; Charges</b>										
<a href="#">10-436-4530-C001</a>	LEGAL AD LITEM - CUSTODIAL P...	0.00	0.00	0.00	0.00	14,640.00	14,640.00	17,570.00	15,500.00	15,500.00
<a href="#">10-436-4530-C002</a>	LEGAL AD LITEM - NON CUSTODI...	0.00	0.00	0.00	0.00	26,112.00	26,111.25	29,841.00	27,000.00	27,000.00
<a href="#">10-436-4530-C004</a>	LEGAL AD LITEM - CHILDREN	0.00	0.00	0.00	0.00	20,761.58	20,146.75	24,176.00	22,000.00	22,000.00
<a href="#">10-436-4530-C007</a>	LEGAL AD LITEM - OTHER EXPEN...	0.00	0.00	0.00	0.00	2,000.00	1,714.81	2,003.00	2,000.00	2,000.00
<a href="#">10-436-4531-0000</a>	LEGAL IND - JUVENILE	6,500.00	6,182.00	9,000.00	8,045.00	7,350.00	7,348.75	8,140.00	10,000.00	10,000.00
<a href="#">10-436-4532-0000</a>	LEGAL IND - CO CT	10,000.00	7,797.50	11,000.00	10,392.50	14,800.00	14,581.25	15,550.00	18,000.00	18,000.00
<a href="#">10-436-4533-0000</a>	LEGAL IND, DIST - 24TH	20,486.00	2,749.00	51,523.00	51,523.00	40,275.00	38,153.75	47,703.00	60,000.00	60,000.00
<a href="#">10-436-4534-0000</a>	LEGAL IND, DIST - 135TH	98,994.00	98,994.64	47,900.00	46,864.50	44,798.00	43,012.50	46,503.00	35,000.00	35,000.00
<a href="#">10-436-4535-0000</a>	LEGAL IND, DIST - 267TH	40,675.00	36,309.00	25,877.00	20,437.50	93,183.00	85,276.25	95,000.00	42,000.00	42,000.00
<a href="#">10-436-4536-0000</a>	LEGAL IND, OTHER - CO & JUV	2,000.00	1,604.00	1,000.00	500.00	2,000.00	1,028.86	1,500.00	2,000.00	2,000.00
<a href="#">10-436-4537-0000</a>	LEGAL OTHER, DIST - 24TH	0.00	0.00	6,000.00	687.75	23,279.00	19,777.67	11,901.00	9,500.00	9,500.00
<a href="#">10-436-4538-0000</a>	LEGAL OTHER, DIST - 135TH	9,500.00	9,308.40	10,000.00	9,734.02	3,500.00	2,946.16	3,150.00	3,000.00	3,000.00
<a href="#">10-436-4539-0000</a>	LEGAL OTHER, DIST - 267TH	4,500.00	4,373.22	2,500.00	1,800.00	8,000.00	7,745.50	9,246.00	3,500.00	3,500.00
<a href="#">10-436-4950-0000</a>	UNCLASSIFIED	200.00	52.86	200.00	52.86	0.00	0.00	0.00	200.00	200.00
<b>ReportGroup: 420 - Other Services &amp; Charges Total:</b>		<b>192,855.00</b>	<b>167,370.62</b>	<b>165,000.00</b>	<b>150,037.13</b>	<b>300,698.58</b>	<b>282,483.50</b>	<b>312,283.00</b>	<b>249,700.00</b>	<b>249,700.00</b>
<b>Department: 436 - COURT EXPENSE Total:</b>		<b>192,855.00</b>	<b>167,370.62</b>	<b>165,000.00</b>	<b>150,037.13</b>	<b>300,698.58</b>	<b>282,483.50</b>	<b>312,283.00</b>	<b>249,700.00</b>	<b>249,700.00</b>
<b>Department: 437 - CRIMINAL DISTRICT ATTORNEY</b>										
<b>ReportGroup: 400 - Payroll Expenses</b>										
<a href="#">10-437-4030-0000</a>	ASSISTANT DA	84,026.00	84,025.76	85,707.00	85,706.92	89,136.00	82,279.20	89,136.00	91,811.00	91,811.00
<a href="#">10-437-4031-0000</a>	SALARY, ASSISTANT DA	0.00	0.00	0.00	0.00	65,000.00	52,500.00	65,000.00	66,950.00	66,950.00
<a href="#">10-437-4041-0000</a>	SALARY, INVESTIGATOR	52,125.00	52,124.80	53,168.00	53,164.83	55,295.00	51,033.62	55,295.00	56,954.00	56,954.00
<a href="#">10-437-4080-0000</a>	SALARY, SUPPL LEGAL ASSIST	3,606.00	3,605.94	3,606.00	1,775.23	0.00	0.00	0.00	0.00	0.00

Budget - ADOPTED

For Fiscal: 2021-2022 Period Ending: 09/30/2022

		2019-2020	2019-2020	2020-2021	2020-2021	2021-2022	2021-2022	Defined Budgets		
		Total Budget	Total Activity	Total Budget	Total Activity	Total Budget	YTD Activity	2021-2022	2022-2023	2022-2023
								PJ	PROPOSED	2022-2023
<a href="#">10-437-4085-0000</a>	LONGEVITY	8,440.00	8,440.00	6,128.00	6,128.00	3,032.00	3,032.00	3,032.00	3,520.00	3,520.00
<a href="#">10-437-4150-0000</a>	SALARY, SECRETARIES	37,999.00	25,705.64	38,759.00	38,750.43	40,310.00	37,190.41	40,310.00	41,520.00	41,520.00
<a href="#">10-437-4152-0000</a>	SALARY, SECRETARIES	37,999.00	37,997.45	38,759.00	38,750.38	40,310.00	37,190.42	40,310.00	41,520.00	41,520.00
<a href="#">10-437-4180-FJ14</a>	SALARY, PT SECRETARIES-VA	0.00	0.00	0.00	0.00	5,391.45	5,391.45	5,392.00	0.00	0.00
<a href="#">10-437-4180-SO16</a>	SALARY, PT SECRETARIES-VCLG	0.00	0.00	0.00	0.00	3,041.82	8,538.48	10,800.00	0.00	0.00
<a href="#">10-437-4201-0000</a>	FRG BENE, SOC SEC TAXES	20,386.00	18,737.52	20,599.00	18,367.64	23,441.00	20,264.10	21,423.14	23,290.00	23,290.00
<a href="#">10-437-4201-SO16</a>	FRG BENE, SOC SEC TAXES	0.00	0.00	0.00	0.00	557.10	619.78	750.00	0.00	0.00
<a href="#">10-437-4202-0000</a>	FRG BENE, GROUP INS	68,675.00	66,549.04	71,583.00	60,147.72	69,755.00	50,817.16	55,436.88	57,744.00	57,744.00
<a href="#">10-437-4203-0000</a>	FRG BENE, RETIREMENT	25,983.00	24,893.77	25,796.00	23,718.28	29,836.00	27,352.12	28,296.34	29,073.00	29,073.00
<a href="#">10-437-4203-SO16</a>	FRG BENE, RETIREMENT	0.00	0.00	0.00	0.00	0.00	889.34	1,105.00	0.00	0.00
<a href="#">10-437-4204-0000</a>	FRG BENE, WORK COMP	1,083.00	1,127.48	1,189.00	1,001.58	1,102.00	870.28	1,164.00	1,246.00	1,246.00
<a href="#">10-437-4204-SO16</a>	FRG BENE, WORK COMP	0.00	0.00	0.00	0.00	0.00	10.46	0.00	0.00	0.00
<a href="#">10-437-4206-0000</a>	FRG BENE, UNEMPLOYMENT C...	160.00	163.99	135.00	123.67	147.00	133.91	141.84	153.00	153.00
<a href="#">10-437-4206-SO16</a>	FRG BENE, UNEMPLOYMENT C...	0.00	0.00	0.00	0.00	0.00	4.26	2.00	0.00	0.00
<b>ReportGroup: 400 - Payroll Expenses Total:</b>		<b>340,482.00</b>	<b>323,371.39</b>	<b>345,429.00</b>	<b>327,634.68</b>	<b>426,354.37</b>	<b>378,116.99</b>	<b>417,594.20</b>	<b>413,781.00</b>	<b>413,781.00</b>
<b>ReportGroup: 410 - Supplies</b>										
<a href="#">10-437-4310-0000</a>	OFFICE SUPPLIES & EXPENSES	6,500.00	6,356.80	9,815.00	5,418.64	10,040.28	4,486.07	4,250.00	10,000.00	10,000.00
<b>ReportGroup: 410 - Supplies Total:</b>		<b>6,500.00</b>	<b>6,356.80</b>	<b>9,815.00</b>	<b>5,418.64</b>	<b>10,040.28</b>	<b>4,486.07</b>	<b>4,250.00</b>	<b>10,000.00</b>	<b>10,000.00</b>
<b>ReportGroup: 420 - Other Services &amp; Charges</b>										
<a href="#">10-437-4620-0000</a>	COMMUNICATIONS	3,720.00	3,715.48	3,436.00	3,431.37	3,475.00	2,750.10	2,648.00	2,220.00	2,220.00
<b>Budget Detail</b>										
<b>Budget Code</b>	<b>Description</b>			<b>Units</b>	<b>Price</b>	<b>Amount</b>				
2022-2023	PHONE			12.00	185.00	2,220.00				
<a href="#">10-437-4670-0000</a>	PROSECUTOR'S CT COSTS	56,045.00	56,044.61	59,880.00	21,351.66	38,674.27	10,709.24	9,300.00	40,000.00	40,000.00
<a href="#">10-437-4675-0000</a>	PUBLICATIONS & SUBSCRIPTIONS	9,555.00	8,192.10	11,000.00	9,395.06	9,300.00	5,894.26	6,404.00	8,000.00	8,000.00
<b>Budget Detail</b>										
<b>Budget Code</b>	<b>Description</b>			<b>Units</b>	<b>Price</b>	<b>Amount</b>				
2022-2023	DATABASE CHG: WEST LAW			12.00	518.00	6,216.00				
2022-2023	MISC			1.00	1,784.00	1,784.00				
<a href="#">10-437-4680-0000</a>	TRAVEL/TRAINING	5,904.00	5,903.89	5,500.00	3,765.49	6,829.36	3,253.82	3,905.00	7,000.00	7,000.00
<a href="#">10-437-4680-SO16</a>	TRAVEL/TRAINING	0.00	0.00	0.00	0.00	0.00	1,037.56	204.75	0.00	0.00
<a href="#">10-437-4750-0000</a>	REPAIR & MAINTENANCE	0.00	0.00	0.00	0.00	3,244.00	2,614.14	2,660.00	2,500.00	2,500.00

Budget - ADOPTED

For Fiscal: 2021-2022 Period Ending: 09/30/2022

		2019-2020	2019-2020	2020-2021	2020-2021	2021-2022	2021-2022	Defined Budgets		
		Total Budget	Total Activity	Total Budget	Total Activity	Total Budget	YTD Activity	2021-2022	2022-2023	2022-2023
								PJ	PROPOSED	2022-2023
<a href="#">10-437-4760-0000</a>	SUPPORT & MAINTENANCE	12,090.00	12,071.54	12,963.00	12,633.15	14,337.00	12,652.69	12,600.00	14,629.00	14,629.00
<b>Budget Detail</b>										
<b>Budget Code</b>	<b>Description</b>			<b>Units</b>	<b>Price</b>	<b>Amount</b>				
2022-2023	COMPUTER TECH			25.00	100.00	2,500.00				
2022-2023	IBM SERVER SOFTWARE/MAINT			1.00	707.00	707.00				
2022-2023	NETDATA: RVI			1.00	1,934.00	1,934.00				
2022-2023	NETDATA:CDA			1.00	5,345.00	5,345.00				
2022-2023	NETDATA:CJIS			1.00	2,673.00	2,673.00				
2022-2023	NETDATA:SERVER			1.00	1,200.00	1,200.00				
2022-2023	NETPORTEC VPN			1.00	105.00	105.00				
2022-2023	TRIAL DIRECTOR RENEWAL			1.00	165.00	165.00				
<a href="#">10-437-4770-0000</a>	RENTAL	2,615.00	2,614.20	2,615.00	2,614.20	2,615.00	2,396.35	2,615.00	2,260.00	2,260.00
<b>Budget Detail</b>										
<b>Budget Code</b>	<b>Description</b>			<b>Units</b>	<b>Price</b>	<b>Amount</b>				
2022-2023	COPIER (217.85 * 12)			1.00	2,260.00	2,260.00				
<b>ReportGroup: 420 - Other Services &amp; Charges Total:</b>		<b>89,929.00</b>	<b>88,541.82</b>	<b>95,394.00</b>	<b>53,190.93</b>	<b>78,474.63</b>	<b>41,308.16</b>	<b>40,336.75</b>	<b>76,609.00</b>	<b>76,609.00</b>
<b>ReportGroup: 430 - Capital Outlay</b>										
<a href="#">10-437-5500-0000</a>	CAPITAL OUTLAY	93.00	92.06	0.00	0.00	16,292.00	13,500.00	13,500.00	1,500.00	1,500.00
<b>Budget Detail</b>										
<b>Budget Code</b>	<b>Description</b>			<b>Units</b>	<b>Price</b>	<b>Amount</b>				
2022-2023	COMPUTERS			1.00	1,500.00	1,500.00				
<a href="#">10-437-5500-SO16</a>	CAPITAL OUTLAY - OAG	0.00	0.00	0.00	0.00	1,837.32	1,837.32	1,838.00	0.00	0.00
<a href="#">10-437-5600-0000</a>	CAPITAL OUTLY - INVENTORY	3,104.00	3,103.64	185.00	184.27	0.00	0.00	0.00	0.00	0.00
<b>ReportGroup: 430 - Capital Outlay Total:</b>		<b>3,197.00</b>	<b>3,195.70</b>	<b>185.00</b>	<b>184.27</b>	<b>18,129.32</b>	<b>15,337.32</b>	<b>15,338.00</b>	<b>1,500.00</b>	<b>1,500.00</b>
<b>Department: 437 - CRIMINAL DISTRICT ATTORNEY Total:</b>		<b>440,108.00</b>	<b>421,465.71</b>	<b>450,823.00</b>	<b>386,428.52</b>	<b>532,998.60</b>	<b>439,248.54</b>	<b>477,518.95</b>	<b>501,890.00</b>	<b>501,890.00</b>
<b>Department: 450 - DISTRICT CLERK</b>										
<b>ReportGroup: 400 - Payroll Expenses</b>										
<a href="#">10-450-4001-0000</a>	SALARY, ELECTED OFFICIAL	60,893.00	60,892.78	62,111.00	62,110.88	64,596.00	59,627.04	64,596.00	66,534.00	66,534.00
<a href="#">10-450-4040-0000</a>	SALARY, DEPUTIES	42,288.00	42,286.40	42,468.00	38,577.70	44,860.00	41,298.83	44,860.00	46,206.00	46,206.00
<a href="#">10-450-4041-0000</a>	SALARY, DEPUTIES	36,692.00	35,897.18	38,759.00	37,225.91	39,310.00	30,373.06	40,310.00	41,520.00	41,520.00
<a href="#">10-450-4042-0000</a>	SALARY, DEPUTIES	37,999.00	37,997.44	38,759.00	38,750.41	40,310.00	37,190.41	40,310.00	41,520.00	41,520.00
<a href="#">10-450-4085-0000</a>	LONGEVITY	3,488.00	3,488.00	3,872.00	3,872.00	4,256.00	4,256.00	4,256.00	4,480.00	4,480.00
<a href="#">10-450-4201-0000</a>	FRG BENE, SOC SEC TAXES	13,975.00	13,494.07	14,278.00	13,474.39	14,867.00	12,952.12	14,264.38	15,320.00	15,320.00
<a href="#">10-450-4202-0000</a>	FRG BENE, GROUP INS	50,313.00	50,312.88	51,846.00	51,845.04	55,771.00	48,650.56	51,054.72	57,367.00	57,367.00

Budget - ADOPTED

For Fiscal: 2021-2022 Period Ending: 09/30/2022

								Defined Budgets		
		2019-2020	2019-2020	2020-2021	2020-2021	2021-2022	2021-2022	2021-2022	2022-2023	2022-2023
		Total Budget	Total Activity	Total Budget	Total Activity	Total Budget	YTD Activity	PJ	PROPOSED	2022-2023
<a href="#">10-450-4203-0000</a>	FRG BENE, RETIREMENT	17,811.00	17,565.80	17,880.00	17,286.78	19,783.00	17,515.28	18,817.30	19,125.00	19,125.00
<a href="#">10-450-4204-0000</a>	FRG BENE, WORK COMP	357.00	402.12	427.00	360.84	387.00	240.51	160.34	340.00	340.00
<a href="#">10-450-4206-0000</a>	FRG BENE, UNEMPLOYMENT C...	72.00	73.20	61.00	58.17	64.00	55.10	60.08	66.00	66.00
<b>ReportGroup: 400 - Payroll Expenses Total:</b>		<b>263,888.00</b>	<b>262,409.87</b>	<b>270,461.00</b>	<b>263,562.12</b>	<b>284,204.00</b>	<b>252,158.91</b>	<b>278,688.82</b>	<b>292,478.00</b>	<b>292,478.00</b>
<b>ReportGroup: 410 - Supplies</b>										
<a href="#">10-450-4310-0000</a>	OFFICE SUPPLIES & EXPENSES	8,266.00	8,265.86	7,749.00	7,748.87	9,000.00	7,846.12	7,785.00	7,500.00	7,500.00
<b>ReportGroup: 410 - Supplies Total:</b>		<b>8,266.00</b>	<b>8,265.86</b>	<b>7,749.00</b>	<b>7,748.87</b>	<b>9,000.00</b>	<b>7,846.12</b>	<b>7,785.00</b>	<b>7,500.00</b>	<b>7,500.00</b>
<b>ReportGroup: 420 - Other Services &amp; Charges</b>										
<a href="#">10-450-4620-0000</a>	COMMUNICATIONS	2,429.00	2,420.03	2,162.00	2,072.00	2,282.00	1,605.91	1,593.00	1,512.00	1,512.00
<b>Budget Detail</b>										
<b>Budget Code</b>	<b>Description</b>			<b>Units</b>	<b>Price</b>	<b>Amount</b>				
2022-2023	PHONE			12.00	126.00	1,512.00				
<a href="#">10-450-4680-0000</a>	TRAVEL/TRAINING	1,159.00	1,158.54	1,516.00	1,084.55	1,400.00	1,296.73	1,297.00	2,400.00	2,400.00
<a href="#">10-450-4710-0000</a>	INSURANCE/BONDS	0.00	0.00	0.00	0.00	0.00	0.00	0.00	1,400.00	1,400.00
<a href="#">10-450-4760-0000</a>	SUPPORT & MAINTENANCE	12,886.00	12,886.00	13,412.00	13,411.97	11,837.00	10,986.87	11,028.00	11,937.00	11,937.00
<b>Budget Detail</b>										
<b>Budget Code</b>	<b>Description</b>			<b>Units</b>	<b>Price</b>	<b>Amount</b>				
2022-2023	COMPUTER TECH			20.00	100.00	2,000.00				
2022-2023	IBM SUBSCR/CONTRACT			1.00	707.00	707.00				
2022-2023	NET DATA: DC			1.00	7,925.00	7,925.00				
2022-2023	NET DATA: SERVER			1.00	1,200.00	1,200.00				
2022-2023	NETPROTEC VPN			1.00	105.00	105.00				
<a href="#">10-450-4770-0000</a>	RENTAL	1,716.00	1,710.48	1,716.00	1,710.48	1,716.00	1,675.40	1,716.00	1,512.00	1,512.00
<b>Budget Detail</b>										
<b>Budget Code</b>	<b>Description</b>			<b>Units</b>	<b>Price</b>	<b>Amount</b>				
2022-2023	COPIER			12.00	151.00	1,812.00				
2022-2023	SCANNING TO 31			1.00	(300.00)	(300.00)				
<b>ReportGroup: 420 - Other Services &amp; Charges Total:</b>		<b>18,190.00</b>	<b>18,175.05</b>	<b>18,806.00</b>	<b>18,279.00</b>	<b>17,235.00</b>	<b>15,564.91</b>	<b>15,634.00</b>	<b>18,761.00</b>	<b>18,761.00</b>

Budget - ADOPTED

For Fiscal: 2021-2022 Period Ending: 09/30/2022

		2019-2020	2019-2020	2020-2021	2020-2021	2021-2022	2021-2022	Defined Budgets		
		Total Budget	Total Activity	Total Budget	Total Activity	Total Budget	YTD Activity	2021-2022	2022-2023	2022-2023
								PJ	PROPOSED	2022-2023
<b>ReportGroup: 430 - Capital Outlay</b>										
<a href="#">10-450-5500-0000</a>	CAPITAL OUTLAY	0.00	0.00	0.00	0.00	0.00	0.00	0.00	3,000.00	3,000.00
<b>Budget Detail</b>										
<b>Budget Code</b>	<b>Description</b>			<b>Units</b>	<b>Price</b>	<b>Amount</b>				
2022-2023	COMPUTERS			2.00	1,500.00	3,000.00				
<b>ReportGroup: 430 - Capital Outlay Total:</b>		<b>0.00</b>	<b>0.00</b>	<b>0.00</b>	<b>0.00</b>	<b>0.00</b>	<b>0.00</b>	<b>0.00</b>	<b>3,000.00</b>	<b>3,000.00</b>
<b>Department: 450 - DISTRICT CLERK Total:</b>		<b>290,344.00</b>	<b>288,850.78</b>	<b>297,016.00</b>	<b>289,589.99</b>	<b>310,439.00</b>	<b>275,569.94</b>	<b>302,107.82</b>	<b>321,739.00</b>	<b>321,739.00</b>
<b>Department: 455 - JUSTICE OF THE PEACE NO 1</b>										
<b>ReportGroup: 400 - Payroll Expenses</b>										
<a href="#">10-455-4001-0000</a>	SALARY, ELECTED OFFICIAL	55,478.00	55,477.76	56,588.00	56,587.96	58,852.00	54,324.72	58,852.00	60,618.00	60,618.00
<a href="#">10-455-4085-0000</a>	LONGEVITY	6,896.00	6,488.00	6,680.00	6,680.00	6,872.00	6,872.00	6,872.00	7,064.00	7,064.00
<a href="#">10-455-4151-0000</a>	SALARY, SECRETARIES	41,629.00	41,627.02	42,462.00	42,452.84	44,161.00	40,761.59	44,161.00	45,486.00	45,486.00
<a href="#">10-455-4180-0000</a>	SALARY, PART TIME SECRETARIES	13,728.00	7,145.15	13,728.00	5,564.85	14,278.00	12,093.56	13,600.00	14,707.00	14,707.00
<a href="#">10-455-4201-0000</a>	FRG BENE, SOC SEC TAXES	9,007.00	6,852.23	9,139.00	6,824.30	9,499.00	7,136.49	8,076.70	9,783.00	9,783.00
<a href="#">10-455-4202-0000</a>	FRG BENE, GROUP INS	41,754.00	41,754.00	43,026.00	43,025.28	46,293.00	42,092.60	46,293.12	47,853.00	47,853.00
<a href="#">10-455-4203-0000</a>	FRG BENE, RETIREMENT	11,479.00	10,753.13	11,444.00	10,670.79	12,640.00	11,551.68	12,705.68	12,213.00	12,213.00
<a href="#">10-455-4204-0000</a>	FRG BENE, WORK COMP	244.00	258.16	273.00	230.84	247.00	153.60	102.40	217.00	217.00
<a href="#">10-455-4206-0000</a>	FRG BENE, UNEMPLOYMENT C...	36.00	33.66	30.00	25.87	32.00	28.27	31.66	32.00	32.00
<b>ReportGroup: 400 - Payroll Expenses Total:</b>		<b>180,251.00</b>	<b>170,389.11</b>	<b>183,370.00</b>	<b>172,062.73</b>	<b>192,874.00</b>	<b>175,014.51</b>	<b>190,694.56</b>	<b>197,973.00</b>	<b>197,973.00</b>
<b>ReportGroup: 410 - Supplies</b>										
<a href="#">10-455-4310-0000</a>	OFFICE SUPPLIES & EXPENSES	2,431.00	2,389.62	2,509.00	2,508.35	2,440.00	2,262.67	1,366.44	2,684.00	2,684.00
<b>ReportGroup: 410 - Supplies Total:</b>		<b>2,431.00</b>	<b>2,389.62</b>	<b>2,509.00</b>	<b>2,508.35</b>	<b>2,440.00</b>	<b>2,262.67</b>	<b>1,366.44</b>	<b>2,684.00</b>	<b>2,684.00</b>
<b>ReportGroup: 420 - Other Services &amp; Charges</b>										
<a href="#">10-455-4505-0000</a>	AUTOPSIES	15,000.00	13,180.00	24,363.00	24,315.82	21,427.00	19,898.55	19,436.00	17,500.00	17,500.00
<a href="#">10-455-4620-0000</a>	COMMUNICATIONS	2,702.00	2,711.34	2,342.00	2,341.47	2,374.00	2,048.30	2,071.00	1,284.00	1,284.00
<b>Budget Detail</b>										
<b>Budget Code</b>	<b>Description</b>			<b>Units</b>	<b>Price</b>	<b>Amount</b>				
2022-2023	CELL PHONE			12.00	40.00	480.00				
2022-2023	PHONE			12.00	67.00	804.00				
<a href="#">10-455-4680-0000</a>	TRAVEL/TRAINING	2,200.00	1,010.16	2,043.00	1,231.31	2,200.00	1,073.07	1,073.00	2,200.00	2,200.00
<a href="#">10-455-4710-0000</a>	INSURANCE/BONDS	0.00	0.00	0.00	0.00	0.00	0.00	0.00	180.00	180.00
<a href="#">10-455-4760-0000</a>	SUPPORT & MAINTENANCE	5,089.00	4,488.36	5,084.00	4,622.71	5,677.00	4,977.27	5,277.00	6,642.00	6,642.00



Budget - ADOPTED

For Fiscal: 2021-2022 Period Ending: 09/30/2022

		2019-2020		2020-2021		2021-2022		Defined Budgets		
		Total Budget	Total Activity	Total Budget	Total Activity	Total Budget	YTD Activity	2021-2022 PJ	2022-2023 PROPOSED	2022-2023 2022-2023
<b>Budget Detail</b>										
<b>Budget Code</b>	<b>Description</b>			<b>Units</b>	<b>Price</b>	<b>Amount</b>				
2022-2023	COMPUTER TECH			7.00	100.00	700.00				
2022-2023	IBM SERVER/SOFTWARE MAINT			1.00	707.00	707.00				
2022-2023	NETDATA: JP			1.00	3,930.00	3,930.00				
2022-2023	NETDATA: SERVER			1.00	1,200.00	1,200.00				
2022-2023	NETPROTEC VPN			1.00	105.00	105.00				
<a href="#">10-455-4770-0000</a>	RENTAL	1,870.00	1,869.96	1,870.00	1,869.96	1,870.00	1,246.64	1,870.00	1,543.00	1,543.00
<b>ReportGroup: 420 - Other Services &amp; Charges Total:</b>		<b>26,861.00</b>	<b>23,259.82</b>	<b>35,702.00</b>	<b>34,381.27</b>	<b>33,548.00</b>	<b>29,243.83</b>	<b>29,727.00</b>	<b>29,349.00</b>	<b>29,349.00</b>
<b>ReportGroup: 430 - Capital Outlay</b>										
<a href="#">10-455-5500-0000</a>	CAPITAL OUTLAY	0.00	0.00	0.00	0.00	0.00	0.00	0.00	1,500.00	1,500.00
<b>Budget Detail</b>										
<b>Budget Code</b>	<b>Description</b>			<b>Units</b>	<b>Price</b>	<b>Amount</b>				
2022-2023	COMPUTER			1.00	1,500.00	1,500.00				
<a href="#">10-455-5600-0000</a>	CAPITAL OUTLAY - INVENTORY	0.00	0.00	0.00	0.00	750.00	658.08	658.00	0.00	0.00
<b>ReportGroup: 430 - Capital Outlay Total:</b>		<b>0.00</b>	<b>0.00</b>	<b>0.00</b>	<b>0.00</b>	<b>750.00</b>	<b>658.08</b>	<b>658.00</b>	<b>1,500.00</b>	<b>1,500.00</b>
<b>Department: 455 - JUSTICE OF THE PEACE NO 1 Total:</b>		<b>209,543.00</b>	<b>196,038.55</b>	<b>221,581.00</b>	<b>208,952.35</b>	<b>229,612.00</b>	<b>207,179.09</b>	<b>222,446.00</b>	<b>231,506.00</b>	<b>231,506.00</b>
<b>Department: 456 - JUSTICE OF THE PEACE NO 2</b>										
<b>ReportGroup: 400 - Payroll Expenses</b>										
<a href="#">10-456-4001-0000</a>	SALARY, ELECTED OFFICIAL	55,478.00	55,477.76	56,588.00	56,587.96	58,852.00	54,324.72	58,852.00	60,618.00	60,618.00
<a href="#">10-456-4085-0000</a>	LONGEVITY	1,720.00	1,720.00	1,912.00	1,912.00	2,104.00	2,104.00	2,104.00	2,296.00	2,296.00
<a href="#">10-456-4150-0000</a>	SALARY, SECRETARIES	41,629.00	41,627.06	42,462.00	42,452.85	44,161.00	40,761.66	44,161.00	45,486.00	45,486.00
<a href="#">10-456-4180-0000</a>	SALARY, PART TIME SECRETARIES	13,728.00	10,461.90	13,728.00	11,387.82	14,278.00	11,271.37	11,944.72	14,707.00	14,707.00
<a href="#">10-456-4201-0000</a>	FRG BENE, SOC SEC TAXES	8,611.00	8,074.25	8,774.00	8,415.86	9,134.00	8,165.12	9,022.88	9,418.00	9,418.00
<a href="#">10-456-4202-0000</a>	FRG BENE, GROUP INS	27,259.00	28,558.58	30,391.00	28,090.56	30,217.00	27,698.66	30,216.72	31,226.00	31,226.00
<a href="#">10-456-4203-0000</a>	FRG BENE, RETIREMENT	10,975.00	10,633.26	10,988.00	10,755.01	12,155.00	11,012.40	11,808.86	11,757.00	11,757.00
<a href="#">10-456-4204-0000</a>	FRG BENE, WORK COMP	220.00	247.68	262.00	221.64	238.00	147.69	98.46	209.00	209.00
<a href="#">10-456-4206-0000</a>	FRG BENE, UNEMPLOYMENT C...	34.00	33.07	29.00	27.20	30.00	26.29	28.58	31.00	31.00
<b>ReportGroup: 400 - Payroll Expenses Total:</b>		<b>159,654.00</b>	<b>156,833.56</b>	<b>165,134.00</b>	<b>159,850.90</b>	<b>171,169.00</b>	<b>155,511.91</b>	<b>168,237.22</b>	<b>175,748.00</b>	<b>175,748.00</b>
<b>ReportGroup: 410 - Supplies</b>										
<a href="#">10-456-4310-0000</a>	OFFICE SUPPLIES & EXPENSES	2,276.00	1,118.99	3,000.00	1,410.05	2,562.00	1,642.30	1,800.00	3,000.00	3,000.00
<b>ReportGroup: 410 - Supplies Total:</b>		<b>2,276.00</b>	<b>1,118.99</b>	<b>3,000.00</b>	<b>1,410.05</b>	<b>2,562.00</b>	<b>1,642.30</b>	<b>1,800.00</b>	<b>3,000.00</b>	<b>3,000.00</b>

Budget - ADOPTED

For Fiscal: 2021-2022 Period Ending: 09/30/2022

		2019-2020	2019-2020	2020-2021	2020-2021	2021-2022	2021-2022	Defined Budgets		
		Total Budget	Total Activity	Total Budget	Total Activity	Total Budget	YTD Activity	2021-2022	2022-2023	2022-2023
								PJ	PROPOSED	2022-2023
<b>ReportGroup: 420 - Other Services &amp; Charges</b>										
<a href="#">10-456-4505-0000</a>	AUTOPSIES	15,000.00	12,100.00	15,000.00	8,914.00	21,453.00	21,452.50	21,038.00	15,000.00	15,000.00
<a href="#">10-456-4620-0000</a>	COMMUNICATIONS	2,268.00	2,267.69	2,524.00	2,522.93	2,520.00	2,310.25	2,511.00	2,496.00	2,496.00
<b>Budget Detail</b>										
<b>Budget Code</b>	<b>Description</b>			<b>Units</b>	<b>Price</b>	<b>Amount</b>				
2022-2023	CELL REIM			12.00	40.00	480.00				
2022-2023	PHONE			12.00	168.00	2,016.00				
<a href="#">10-456-4680-0000</a>	TRAVEL/TRAINING	4,000.00	2,790.53	3,960.00	2,197.63	4,000.00	2,538.13	2,600.00	4,000.00	4,000.00
<b>Budget Detail</b>										
<b>Budget Code</b>	<b>Description</b>			<b>Units</b>	<b>Price</b>	<b>Amount</b>				
2022-2023	CONFERENCES, TRAVEL & MEMBER			1.00	2,250.00	2,250.00				
2022-2023	MILEAGE			1.00	1,750.00	1,750.00				
<a href="#">10-456-4710-0000</a>	INSURANCE/BONDS	0.00	0.00	0.00	0.00	0.00	0.00	0.00	180.00	180.00
<a href="#">10-456-4760-0000</a>	SUPPORT & MAINTENANCE	5,125.00	4,865.38	5,084.00	4,592.15	5,677.00	5,302.04	5,500.00	6,642.00	6,642.00
<b>Budget Detail</b>										
<b>Budget Code</b>	<b>Description</b>			<b>Units</b>	<b>Price</b>	<b>Amount</b>				
2022-2023	COMPUTER TECH			7.00	100.00	700.00				
2022-2023	IBM SERVER/SOFTWARE MAINT			1.00	707.00	707.00				
2022-2023	NETDATA: SERVER			1.00	1,200.00	1,200.00				
2022-2023	NETDATE: JP			1.00	3,930.00	3,930.00				
2022-2023	NETPROTEC VPN			1.00	105.00	105.00				
<a href="#">10-456-4770-0000</a>	RENTAL	1,787.00	1,786.56	1,787.00	1,786.56	1,787.00	1,637.68	1,787.00	1,536.00	1,536.00
<b>ReportGroup: 420 - Other Services &amp; Charges Total:</b>		<b>28,180.00</b>	<b>23,810.16</b>	<b>28,355.00</b>	<b>20,013.27</b>	<b>35,437.00</b>	<b>33,240.60</b>	<b>33,436.00</b>	<b>29,854.00</b>	<b>29,854.00</b>
<b>ReportGroup: 430 - Capital Outlay</b>										
<a href="#">10-456-5500-0000</a>	CAPITAL OUTLAY	3,000.00	2,788.90	0.00	0.00	0.00	0.00	0.00	0.00	0.00
<a href="#">10-456-5600-0000</a>	CAPITAL OUTLAY - INVENTORY	0.00	0.00	0.00	0.00	0.00	0.00	0.00	750.00	750.00
<b>Budget Detail</b>										
<b>Budget Code</b>	<b>Description</b>			<b>Units</b>	<b>Price</b>	<b>Amount</b>				
2022-2023	PRINTER			2.00	375.00	750.00				
<b>ReportGroup: 430 - Capital Outlay Total:</b>		<b>3,000.00</b>	<b>2,788.90</b>	<b>0.00</b>	<b>0.00</b>	<b>0.00</b>	<b>0.00</b>	<b>0.00</b>	<b>750.00</b>	<b>750.00</b>
<b>Department: 456 - JUSTICE OF THE PEACE NO 2 Total:</b>		<b>193,110.00</b>	<b>184,551.61</b>	<b>196,489.00</b>	<b>181,274.22</b>	<b>209,168.00</b>	<b>190,394.81</b>	<b>203,473.22</b>	<b>209,352.00</b>	<b>209,352.00</b>

Budget - ADOPTED

For Fiscal: 2021-2022 Period Ending: 09/30/2022

		2019-2020	2019-2020	2020-2021	2020-2021	2021-2022	2021-2022	Defined Budgets		
		Total Budget	Total Activity	Total Budget	Total Activity	Total Budget	YTD Activity	2021-2022	2022-2023	2022-2023
								PJ	PROPOSED	2022-2023
<b>Department: 466 - JURY</b>										
<b>ReportGroup: 400 - Payroll Expenses</b>										
<a href="#">10-466-4204-0000</a>	FRG BENE, WORK COMP	77.00	72.96	77.00	64.60	77.00	42.27	57.00	59.00	59.00
<b>ReportGroup: 400 - Payroll Expenses Total:</b>		<b>77.00</b>	<b>72.96</b>	<b>77.00</b>	<b>64.60</b>	<b>77.00</b>	<b>42.27</b>	<b>57.00</b>	<b>59.00</b>	<b>59.00</b>
<b>ReportGroup: 420 - Other Services &amp; Charges</b>										
<a href="#">10-466-4655-0000</a>	PETIT JURY, COUNTY COURT	1,200.00	1,130.00	2,000.00	0.00	1,470.00	0.00	0.00	2,000.00	2,000.00
<a href="#">10-466-4656-0000</a>	PETIT JURY, DISTRICT COURT	25,500.00	9,526.00	25,000.00	6,590.00	20,000.00	17,740.00	19,300.00	20,000.00	20,000.00
<a href="#">10-466-4657-0000</a>	PETIT JURY, JP COURT	250.00	0.00	250.00	0.00	280.00	280.00	280.00	250.00	250.00
<a href="#">10-466-4658-0000</a>	JURY, GRAND	12,000.00	6,920.00	12,000.00	4,640.00	6,400.00	5,279.00	5,800.00	12,000.00	12,000.00
<a href="#">10-466-4950-0000</a>	UNCLASSIFIED	575.00	396.17	575.00	282.90	575.00	472.48	585.44	575.00	575.00
<b>ReportGroup: 420 - Other Services &amp; Charges Total:</b>		<b>39,525.00</b>	<b>17,972.17</b>	<b>39,825.00</b>	<b>11,512.90</b>	<b>28,725.00</b>	<b>23,771.48</b>	<b>25,965.44</b>	<b>34,825.00</b>	<b>34,825.00</b>
<b>Department: 466 - JURY Total:</b>		<b>39,602.00</b>	<b>18,045.13</b>	<b>39,902.00</b>	<b>11,577.50</b>	<b>28,802.00</b>	<b>23,813.75</b>	<b>26,022.44</b>	<b>34,884.00</b>	<b>34,884.00</b>
<b>Department: 495 - COUNTY AUDITOR</b>										
<b>ReportGroup: 400 - Payroll Expenses</b>										
<a href="#">10-495-4002-0000</a>	SALARY, APPOINTED OFFICIAL	69,386.00	69,385.94	70,774.00	70,773.82	73,605.00	67,943.04	73,605.00	75,814.00	75,814.00
<a href="#">10-495-4030-0000</a>	SALARY, ASSISTANT AUDITOR 1ST	46,002.00	45,920.17	46,922.00	46,904.06	48,799.00	45,043.20	48,799.00	50,263.00	50,263.00
<a href="#">10-495-4032-0000</a>	SALARY, ASSISTANT AUDITOR	38,770.00	38,769.12	39,545.00	39,540.83	41,127.00	37,958.42	41,127.00	42,361.00	42,361.00
<a href="#">10-495-4033-0000</a>	SALARY, ASSISTANT AUDITOR	0.00	0.00	0.00	0.00	0.00	0.00	0.00	42,361.00	42,361.00
<a href="#">10-495-4034-0000</a>	SALARY, ASSISTANT AUDITOR (F...	0.00	0.00	0.00	0.00	0.00	0.00	0.00	20,600.00	20,600.00
<a href="#">10-495-4085-0000</a>	LONGEVITY	4,144.00	4,144.00	4,432.00	4,432.00	4,864.00	4,720.00	4,864.00	5,104.00	5,104.00
<a href="#">10-495-4150-0000</a>	SALARY, ASSISTANT AUDITOR	35,770.00	27,831.70	39,545.00	31,347.26	39,777.00	27,121.87	41,127.00	0.00	0.00
<a href="#">10-495-4180-0000</a>	SALARY, PART TIME SECRETARIES	9,000.00	8,207.41	14,647.00	8,290.40	20,000.00	13,982.56	14,597.60	3,605.00	3,605.00
<a href="#">10-495-4201-0000</a>	FRG BENE, SOC SEC TAXES	15,535.00	13,401.21	16,541.00	14,032.71	17,559.00	13,689.38	14,657.60	18,369.00	18,369.00
<a href="#">10-495-4202-0000</a>	FRG BENE, GROUP INS	62,506.00	61,462.40	64,409.00	64,408.08	69,294.00	62,021.20	67,667.80	76,935.00	76,935.00
<a href="#">10-495-4203-0000</a>	FRG BENE, RETIREMENT	19,800.00	18,899.29	20,714.00	19,276.59	23,366.00	20,006.86	21,013.98	22,931.00	22,931.00
<a href="#">10-495-4204-0000</a>	FRG BENE, WORK COMP	397.00	446.96	494.00	418.00	457.00	283.92	189.28	408.00	408.00
<a href="#">10-495-4206-0000</a>	FRG BENE, UNEMPLOYMENT C...	122.00	121.07	109.00	100.52	115.00	98.51	105.98	121.00	121.00
<b>ReportGroup: 400 - Payroll Expenses Total:</b>		<b>301,432.00</b>	<b>288,589.27</b>	<b>318,132.00</b>	<b>299,524.27</b>	<b>338,963.00</b>	<b>292,868.96</b>	<b>327,754.24</b>	<b>358,872.00</b>	<b>358,872.00</b>
<b>ReportGroup: 410 - Supplies</b>										
<a href="#">10-495-4310-0000</a>	OFFICE SUPPLIES & EXPENSES	4,301.00	4,364.57	3,925.00	3,922.77	5,400.00	4,635.88	2,779.46	3,700.00	3,700.00
<b>ReportGroup: 410 - Supplies Total:</b>		<b>4,301.00</b>	<b>4,364.57</b>	<b>3,925.00</b>	<b>3,922.77</b>	<b>5,400.00</b>	<b>4,635.88</b>	<b>2,779.46</b>	<b>3,700.00</b>	<b>3,700.00</b>

Budget - ADOPTED

For Fiscal: 2021-2022 Period Ending: 09/30/2022

		2019-2020	2019-2020	2020-2021	2020-2021	2021-2022	2021-2022	Defined Budgets		
		Total Budget	Total Activity	Total Budget	Total Activity	Total Budget	YTD Activity	2021-2022	2022-2023	2022-2023
								PJ	PROPOSED	2022-2023
<b>ReportGroup: 420 - Other Services &amp; Charges</b>										
<a href="#">10-495-4620-0000</a>	COMMUNICATIONS	2,724.00	2,704.15	2,406.00	2,405.63	2,416.00	1,953.28	1,940.42	1,536.00	1,536.00
<b>Budget Detail</b>										
<b>Budget Code</b>	<b>Description</b>			<b>Units</b>	<b>Price</b>	<b>Amount</b>				
2022-2023	CELL REIM			12.00	25.00	300.00				
2022-2023	PHONE			12.00	103.00	1,236.00				
<a href="#">10-495-4680-0000</a>	TRAVEL/TRAINING	3,399.00	2,434.20	3,710.00	3,410.13	5,200.00	4,788.79	3,445.36	6,000.00	6,000.00
<a href="#">10-495-4710-0000</a>	INSURANCE/BONDS	0.00	0.00	95.00	92.50	0.00	0.00	0.00	95.00	95.00
<a href="#">10-495-4760-0000</a>	SUPPORT & MAINTENANCE	13,506.00	12,217.22	17,029.00	17,028.61	17,202.00	15,534.49	15,630.00	17,489.00	17,489.00
<b>Budget Detail</b>										
<b>Budget Code</b>	<b>Description</b>			<b>Units</b>	<b>Price</b>	<b>Amount</b>				
2022-2023	COMPUTER TECH			20.00	100.00	2,000.00				
2022-2023	TYLER:FINANCIAL			1.00	10,365.00	10,365.00				
2022-2023	TYLER:PURCHASE ORDER			1.00	1,281.00	1,281.00				
2022-2023	TYLER:SHARED			1.00	3,843.00	3,843.00				
<a href="#">10-495-4770-0000</a>	RENTAL	904.00	903.84	974.00	903.85	904.00	837.81	904.00	920.00	920.00
<b>ReportGroup: 420 - Other Services &amp; Charges Total:</b>		<b>20,533.00</b>	<b>18,259.41</b>	<b>24,214.00</b>	<b>23,840.72</b>	<b>25,722.00</b>	<b>23,114.37</b>	<b>21,919.78</b>	<b>26,040.00</b>	<b>26,040.00</b>
<b>ReportGroup: 430 - Capital Outlay</b>										
<a href="#">10-495-5500-0000</a>	CAPITAL OUTLAY	8,275.00	6,550.00	11,509.00	11,508.06	1,750.00	1,439.49	1,500.00	1,500.00	1,500.00
<b>Budget Detail</b>										
<b>Budget Code</b>	<b>Description</b>			<b>Units</b>	<b>Price</b>	<b>Amount</b>				
2022-2023	COMPUTER; REPLACE			1.00	1,500.00	1,500.00				
<a href="#">10-495-5600-0000</a>	CAPITAL OUTLAY - INVENTORY	2,000.00	1,720.80	1,000.00	813.56	1,100.00	930.76	500.00	500.00	500.00
<b>ReportGroup: 430 - Capital Outlay Total:</b>		<b>10,275.00</b>	<b>8,270.80</b>	<b>12,509.00</b>	<b>12,321.62</b>	<b>2,850.00</b>	<b>2,370.25</b>	<b>2,000.00</b>	<b>2,000.00</b>	<b>2,000.00</b>
<b>Department: 495 - COUNTY AUDITOR Total:</b>		<b>336,541.00</b>	<b>319,484.05</b>	<b>358,780.00</b>	<b>339,609.38</b>	<b>372,935.00</b>	<b>322,989.46</b>	<b>354,453.48</b>	<b>390,612.00</b>	<b>390,612.00</b>
<b>Department: 497 - COUNTY TREASURER</b>										
<b>ReportGroup: 400 - Payroll Expenses</b>										
<a href="#">10-497-4001-0000</a>	SALARY, ELECTED OFFICIAL	60,893.00	60,892.78	62,111.00	62,110.88	64,596.00	59,627.04	64,596.00	66,534.00	66,534.00
<a href="#">10-497-4040-0000</a>	SALARY, DEPUTIES	42,288.00	40,732.83	43,134.00	43,118.44	44,860.00	41,395.19	44,860.00	46,206.00	46,206.00
<a href="#">10-497-4085-0000</a>	LONGEVITY	3,536.00	3,536.00	3,728.00	3,728.00	3,920.00	3,920.00	3,920.00	4,112.00	4,112.00
<a href="#">10-497-4180-0000</a>	SALARY, PART TIME SECRETARIES	3,400.00	121.95	3,400.00	0.00	2,650.00	186.84	135.00	3,502.00	3,502.00
<a href="#">10-497-4201-0000</a>	FRG BENE, SOC SEC TAXES	8,424.00	7,550.71	8,597.00	7,748.19	8,934.00	7,554.69	8,463.48	9,208.00	9,208.00
<a href="#">10-497-4202-0000</a>	FRG BENE, GROUP INS	25,032.00	25,031.04	25,791.00	25,790.88	27,748.00	25,435.52	27,747.84	28,684.00	28,684.00

Budget - ADOPTED

For Fiscal: 2021-2022 Period Ending: 09/30/2022

								Defined Budgets			
		2019-2020	2019-2020	2020-2021	2020-2021	2021-2022	2021-2022	2021-2022	2022-2023	2022-2023	
		Total Budget	Total Activity	Total Budget	Total Activity	Total Budget	YTD Activity	PJ	PROPOSED	2022-2023	
<a href="#">10-497-4203-0000</a>	FRG BENE, RETIREMENT	10,737.00	10,238.99	10,766.00	10,436.98	11,888.00	10,658.89	11,610.98	11,494.00	11,494.00	
<a href="#">10-497-4204-0000</a>	FRG BENE, WORK COMP	216.00	242.32	257.00	217.16	233.00	144.48	96.32	205.00	205.00	
<a href="#">10-497-4206-0000</a>	FRG BENE, UNEMPLOYMENT C...	28.00	25.97	24.00	21.88	25.00	21.08	23.10	26.00	26.00	
<b>ReportGroup: 400 - Payroll Expenses Total:</b>		<b>154,554.00</b>	<b>148,372.59</b>	<b>157,808.00</b>	<b>153,172.41</b>	<b>164,854.00</b>	<b>148,943.73</b>	<b>161,452.72</b>	<b>169,971.00</b>	<b>169,971.00</b>	
<b>ReportGroup: 410 - Supplies</b>											
<a href="#">10-497-4310-0000</a>	OFFICE SUPPLIES & EXPENSES	1,929.00	1,928.67	1,500.00	830.82	2,950.00	2,496.11	408.10	2,000.00	2,000.00	
<b>ReportGroup: 410 - Supplies Total:</b>		<b>1,929.00</b>	<b>1,928.67</b>	<b>1,500.00</b>	<b>830.82</b>	<b>2,950.00</b>	<b>2,496.11</b>	<b>408.10</b>	<b>2,000.00</b>	<b>2,000.00</b>	
<b>ReportGroup: 420 - Other Services &amp; Charges</b>											
<a href="#">10-497-4620-0000</a>	COMMUNICATIONS	1,986.00	1,986.01	1,776.00	1,573.70	1,836.00	1,381.64	1,376.32	1,068.00	1,068.00	
<b>Budget Detail</b>											
<b>Budget Code</b>	<b>Description</b>			<b>Units</b>	<b>Price</b>	<b>Amount</b>					
2022-2023	CELL REIM			12.00	25.00	300.00					
2022-2023	HOT SPOT (SHARE W AUDIT)			12.00	20.00	240.00					
2022-2023	PHONE			12.00	44.00	528.00					
<a href="#">10-497-4680-0000</a>	TRAVEL/TRAINING	3,061.00	660.00	3,500.00	1,416.65	2,800.00	1,737.22	2,428.64	3,500.00	3,500.00	
<a href="#">10-497-4710-0000</a>	INSURANCE/BONDS	0.00	0.00	0.00	0.00	0.00	0.00	0.00	1,000.00	1,000.00	
<a href="#">10-497-4760-0000</a>	SUPPORT & MAINTENANCE	15,666.00	13,348.10	15,764.00	15,567.81	17,264.00	15,683.84	17,264.00	16,427.00	16,427.00	
<b>Budget Detail</b>											
<b>Budget Code</b>	<b>Description</b>			<b>Units</b>	<b>Price</b>	<b>Amount</b>					
2022-2023	COMPUTER TECH			8.00	100.00	800.00					
2022-2023	GHG MAINT & SUPP (TIME KEEPING			1.00	3,261.00	3,261.00					
2022-2023	TYLER: MAINT & SUPP (INCODE)			1.00	8,523.00	8,523.00					
2022-2023	TYLER: SHARED			1.00	3,843.00	3,843.00					
<a href="#">10-497-4770-0000</a>	RENTAL	904.00	903.96	904.00	903.95	904.00	837.91	904.00	920.00	920.00	
<b>ReportGroup: 420 - Other Services &amp; Charges Total:</b>		<b>21,617.00</b>	<b>16,898.07</b>	<b>21,944.00</b>	<b>19,462.11</b>	<b>22,804.00</b>	<b>19,640.61</b>	<b>21,972.96</b>	<b>22,915.00</b>	<b>22,915.00</b>	
<b>ReportGroup: 430 - Capital Outlay</b>											
<a href="#">10-497-5500-0000</a>	CAPITAL OUTLAY	8,275.00	6,550.00	1,500.00	0.00	1,500.00	1,365.20	1,500.00	1,500.00	1,500.00	
<b>Budget Detail</b>											
<b>Budget Code</b>	<b>Description</b>			<b>Units</b>	<b>Price</b>	<b>Amount</b>					
2022-2023	COMPUTER: REPLACE/SCH			1.00	1,500.00	1,500.00					
<a href="#">10-497-5600-0000</a>	CAPITAL OUTLAY - INVENTORY	0.00	0.00	0.00	0.00	0.00	0.00	0.00	600.00	600.00	

Budget - ADOPTED

For Fiscal: 2021-2022 Period Ending: 09/30/2022

								Defined Budgets		
		2019-2020	2019-2020	2020-2021	2020-2021	2021-2022	2021-2022	2021-2022	2022-2023	2022-2023
		Total Budget	Total Activity	Total Budget	Total Activity	Total Budget	YTD Activity	PJ	PROPOSED	2022-2023
<b>Budget Detail</b>										
<b>Budget Code</b>	<b>Description</b>			<b>Units</b>	<b>Price</b>	<b>Amount</b>				
2022-2023	PRINTER			1.00	600.00	600.00				
	<b>ReportGroup: 430 - Capital Outlay Total:</b>	<b>8,275.00</b>	<b>6,550.00</b>	<b>1,500.00</b>	<b>0.00</b>	<b>1,500.00</b>	<b>1,365.20</b>	<b>1,500.00</b>	<b>2,100.00</b>	<b>2,100.00</b>
	<b>Department: 497 - COUNTY TREASURER Total:</b>	<b>186,375.00</b>	<b>173,749.33</b>	<b>182,752.00</b>	<b>173,465.34</b>	<b>192,108.00</b>	<b>172,445.65</b>	<b>185,333.78</b>	<b>196,986.00</b>	<b>196,986.00</b>
	<b>Department: 499 - TAX ASSESSOR/COLLECTOR</b>									
	<b>ReportGroup: 400 - Payroll Expenses</b>									
<a href="#">10-499-4001-0000</a>	SALARY, ELECTED OFFICIAL	60,893.00	60,892.78	62,111.00	62,110.88	64,596.00	59,627.04	64,596.00	66,534.00	66,534.00
<a href="#">10-499-4040-0000</a>	SALARY, DEPUTIES	42,288.00	42,286.42	43,134.00	43,118.40	44,860.00	41,395.18	44,860.00	46,206.00	46,206.00
<a href="#">10-499-4041-0000</a>	SALARY, DEPUTIES	38,770.00	38,769.11	39,545.00	39,540.80	41,127.00	38,047.37	41,127.00	42,361.00	42,361.00
<a href="#">10-499-4042-0000</a>	SALARY, DEPUTIES	36,781.00	36,780.62	37,517.00	37,502.40	39,018.00	36,000.00	39,018.00	40,189.00	40,189.00
<a href="#">10-499-4043-0000</a>	SALARY, DEPUTIES	36,382.00	36,381.91	37,517.00	37,502.39	39,018.00	35,906.13	39,018.00	40,189.00	40,189.00
<a href="#">10-499-4044-0000</a>	SALARY, DEPUTIES	0.00	0.00	27,040.00	26,000.00	27,541.00	25,336.81	28,309.00	29,502.00	29,502.00
<a href="#">10-499-4085-0000</a>	LONGEVITY	2,544.00	2,544.00	3,024.00	3,024.00	3,616.00	3,616.00	3,616.00	3,416.00	3,416.00
<a href="#">10-499-4180-0000</a>	SALARY, PART TIME SECRETARIES	19,771.00	19,770.43	0.00	821.34	333.00	332.55	0.00	0.00	0.00
<a href="#">10-499-4201-0000</a>	FRG BENE, SOC SEC TAXES	18,151.00	15,019.35	19,117.00	16,020.67	19,958.00	15,579.64	16,999.64	20,533.00	20,533.00
<a href="#">10-499-4202-0000</a>	FRG BENE, GROUP INS	89,331.00	89,581.44	105,212.00	105,211.20	108,285.00	99,208.90	113,185.20	112,369.00	112,369.00
<a href="#">10-499-4203-0000</a>	FRG BENE, RETIREMENT	23,133.00	23,107.08	23,940.00	23,895.62	26,558.00	24,393.38	26,205.62	25,632.00	25,632.00
<a href="#">10-499-4204-0000</a>	FRG BENE, WORK COMP	464.00	522.20	571.00	483.28	519.00	322.92	215.28	456.00	456.00
<a href="#">10-499-4206-0000</a>	FRG BENE, UNEMPLOYMENT C...	106.00	109.96	94.00	93.52	98.00	90.00	99.36	101.00	101.00
	<b>ReportGroup: 400 - Payroll Expenses Total:</b>	<b>368,614.00</b>	<b>365,765.30</b>	<b>398,822.00</b>	<b>395,324.50</b>	<b>415,527.00</b>	<b>379,855.92</b>	<b>417,249.10</b>	<b>427,488.00</b>	<b>427,488.00</b>
	<b>ReportGroup: 410 - Supplies</b>									
<a href="#">10-499-4310-0000</a>	OFFICE SUPPLIES & EXPENSES	12,771.00	10,535.79	8,598.94	8,028.69	7,729.00	7,351.14	7,729.00	8,500.00	8,500.00
<a href="#">10-499-4315-0000</a>	POSTAGE & FREIGHT	6,100.00	6,072.44	5,852.00	5,851.48	7,083.00	7,082.39	7,083.00	7,083.00	7,083.00
<a href="#">10-499-4470-0000</a>	SUPPLIES, VOTER REGISTRATION	3,600.00	3,534.73	263.00	262.50	3,852.00	3,851.54	3,815.54	800.00	800.00
	<b>ReportGroup: 410 - Supplies Total:</b>	<b>22,471.00</b>	<b>20,142.96</b>	<b>14,713.94</b>	<b>14,142.67</b>	<b>18,664.00</b>	<b>18,285.07</b>	<b>18,627.54</b>	<b>16,383.00</b>	<b>16,383.00</b>
	<b>ReportGroup: 420 - Other Services &amp; Charges</b>									
<a href="#">10-499-4500-0000</a>	CONTRACT SERVICE	0.00	0.00	0.00	0.00	0.00	0.00	0.00	3,000.00	3,000.00
<a href="#">10-499-4585-0000</a>	TAX ROLLS & RECEIPTS	5,605.00	5,532.96	4,574.00	4,573.12	5,160.00	5,159.56	5,160.00	5,500.00	5,500.00
<a href="#">10-499-4620-0000</a>	COMMUNICATIONS	8,696.00	8,500.09	8,060.00	8,055.50	8,092.00	6,469.72	7,617.00	6,720.00	6,720.00
<b>Budget Detail</b>										
<b>Budget Code</b>	<b>Description</b>			<b>Units</b>	<b>Price</b>	<b>Amount</b>				
2022-2023	APPRAISAL DIST INTERNET (50%)			12.00	369.00	4,428.00				

Budget - ADOPTED

For Fiscal: 2021-2022 Period Ending: 09/30/2022

		2019-2020		2020-2021		2021-2022		Defined Budgets		
		Total Budget	Total Activity	Total Budget	Total Activity	Total Budget	YTD Activity	2021-2022 PJ	2022-2023 PROPOSED	2022-2023 2022-2023
2022-2023	CELL REIM			12.00	25.00	300.00				
2022-2023	PHONE			12.00	166.00	1,992.00				
<a href="#">10-499-4641-0000</a>	VOTER REGISTRATION-CHAP 19	0.00	0.00	0.00	0.00	0.00	474.22	135.00	0.00	0.00
<a href="#">10-499-4660-0000</a>	LEGAL & BID NOTICES	700.00	0.00	700.00	670.20	700.00	0.00	700.00	700.00	700.00
<a href="#">10-499-4680-0000</a>	TRAVEL/TRAINING	1,057.00	1,056.80	5,000.00	6,506.01	5,525.98	4,780.63	5,258.82	6,000.00	6,000.00
<a href="#">10-499-4710-0000</a>	INSURANCE/BONDS	0.00	0.00	3,401.00	3,283.75	0.00	0.00	0.00	0.00	0.00
<a href="#">10-499-4760-0000</a>	SUPPORT & MAINTENANCE	57,602.00	37,674.75	51,456.00	49,785.36	48,792.00	42,108.13	48,792.00	46,538.00	46,538.00

Budget Detail

Budget Code	Description	Units	Price	Amount
2022-2023	COMPUTER TECH	53.00	100.00	5,300.00
2022-2023	CUMMINS CURRENCY COUNT MAINT	1.00	437.00	437.00
2022-2023	ON LINE BACKUP	12.00	30.00	360.00
2022-2023	TECH DATA - AUTO POST PMTS	1.00	2,241.00	2,241.00
2022-2023	TNT SOFTWARE	1.00	1,200.00	1,200.00
2022-2023	TYLER:HARDWARE	1.00	3,442.00	3,442.00
2022-2023	TYLER:SOFTWARE	1.00	26,638.00	26,638.00
2022-2023	TYLER:VICT CAD IMPORT	1.00	3,647.00	3,647.00
2022-2023	VISTA: INDEXING MAINT	1.00	792.00	792.00
2022-2023	VISTA: VR	1.00	528.00	528.00
2022-2023	VISTA: BACKUP SERV	1.00	1,267.00	1,267.00
2022-2023	VISTA: SUPP & MAINT SPLIT W/PERMITTING	1.00	686.00	686.00

<a href="#">10-499-4770-0000</a>	RENTAL	3,348.00	2,931.00	3,348.00	1,848.00	3,348.00	2,807.00	3,348.00	4,024.00	4,024.00
----------------------------------	--------	----------	----------	----------	----------	----------	----------	----------	----------	----------

Budget Detail

Budget Code	Description	Units	Price	Amount
2022-2023	COPIER	12.00	135.00	1,620.00
2022-2023	COPIER - SOS	8.00	113.00	904.00
2022-2023	DMV STATION	12.00	125.00	1,500.00

<b>ReportGroup: 420 - Other Services &amp; Charges Total:</b>		<b>77,008.00</b>	<b>55,695.60</b>	<b>76,539.00</b>	<b>74,721.94</b>	<b>71,617.98</b>	<b>61,799.26</b>	<b>71,010.82</b>	<b>72,482.00</b>	<b>72,482.00</b>
---	--	------------------	------------------	------------------	------------------	------------------	------------------	------------------	------------------	------------------

ReportGroup: 430 - Capital Outlay

<a href="#">10-499-5500-0000</a>	CAPITAL OUTLAY	0.00	0.00	6,361.40	6,259.95	9,847.00	9,507.34	9,847.00	9,677.00	9,677.00
----------------------------------	----------------	------	------	----------	----------	----------	----------	----------	----------	----------

Budget Detail

Budget Code	Description	Units	Price	Amount
2022-2023	COMPUTERS (3)	3.00	1,500.00	4,500.00
2022-2023	SERVERS (2) CAD PAY OVER 3 YRS	1.00	5,177.00	5,177.00

Budget - ADOPTED

For Fiscal: 2021-2022 Period Ending: 09/30/2022

		2019-2020		2020-2021		2021-2022		Defined Budgets		
		Total Budget	Total Activity	Total Budget	Total Activity	Total Budget	YTD Activity	2021-2022 PJ	2022-2023 PROPOSED	2022-2023 2022-2023
<a href="#">10-499-5600-0000</a>	CAPITAL OUTLAY - INVENTORY	353.00	0.00	2,469.66	2,468.77	1,125.00	575.89	1,125.00	0.00	0.00
	<b>ReportGroup: 430 - Capital Outlay Total:</b>	<b>353.00</b>	<b>0.00</b>	<b>8,831.06</b>	<b>8,728.72</b>	<b>10,972.00</b>	<b>10,083.23</b>	<b>10,972.00</b>	<b>9,677.00</b>	<b>9,677.00</b>
	<b>Department: 499 - TAX ASSESSOR/COLLECTOR Total:</b>	<b>468,446.00</b>	<b>441,603.86</b>	<b>498,906.00</b>	<b>492,917.83</b>	<b>516,780.98</b>	<b>470,023.48</b>	<b>517,859.46</b>	<b>526,030.00</b>	<b>526,030.00</b>
<b>Department: 510 - PUBLIC FACILITIES</b>										
<b>ReportGroup: 400 - Payroll Expenses</b>										
<a href="#">10-510-4085-0000</a>	LONGEVITY	2,472.00	2,472.00	2,760.00	2,760.00	3,048.00	3,048.00	3,048.00	3,336.00	3,336.00
<a href="#">10-510-4090-0000</a>	SALARY, BLDG SUPT	44,894.00	44,892.64	45,792.00	45,780.81	47,624.00	43,948.79	47,624.00	49,053.00	49,053.00
<a href="#">10-510-4161-0000</a>	SALARY, JANITORIAL	30,605.00	30,603.05	31,217.00	31,200.00	32,466.00	29,952.00	32,466.00	33,440.00	33,440.00
<a href="#">10-510-4162-0000</a>	SALARY, JANITORIAL	30,605.00	30,603.04	31,217.00	31,200.00	32,466.00	29,952.01	32,466.00	33,440.00	33,440.00
<a href="#">10-510-4180-0000</a>	SALARY, PART TIME	1,000.00	0.00	0.00	0.00	0.00	0.00	0.00	1,000.00	1,000.00
<a href="#">10-510-4201-0000</a>	FRG BENE, SOC SEC TAXES	8,383.00	6,512.10	6,682.00	6,681.37	8,921.00	6,425.12	7,142.32	9,201.00	9,201.00
<a href="#">10-510-4202-0000</a>	FRG BENE, GROUP INS	54,521.00	54,520.32	53,629.00	56,184.00	60,443.00	55,405.68	60,442.56	62,467.00	62,467.00
<a href="#">10-510-4203-0000</a>	FRG BENE, RETIREMENT	10,684.00	10,561.93	13,284.00	10,624.10	11,871.00	10,844.58	11,740.76	11,486.00	11,486.00
<a href="#">10-510-4204-0000</a>	FRG BENE, WORK COMP	2,927.00	2,789.48	2,504.00	2,503.88	2,679.00	1,727.13	1,151.42	2,441.00	2,441.00
<a href="#">10-510-4206-0000</a>	FRG BENE, UNEMPLOYMENT C...	66.00	68.17	56.00	55.45	59.00	53.36	59.20	61.00	61.00
	<b>ReportGroup: 400 - Payroll Expenses Total:</b>	<b>186,157.00</b>	<b>183,022.73</b>	<b>187,141.00</b>	<b>186,989.61</b>	<b>199,577.00</b>	<b>181,356.67</b>	<b>196,140.26</b>	<b>205,925.00</b>	<b>205,925.00</b>
<b>ReportGroup: 410 - Supplies</b>										
<a href="#">10-510-4310-0000</a>	OFFICE SUPPLIES & EXPENSES	500.00	267.76	500.00	325.92	748.00	747.26	842.92	500.00	500.00
<a href="#">10-510-4360-0000</a>	FUEL	1,123.00	1,000.76	1,125.00	1,124.08	1,600.00	1,323.82	939.44	1,500.00	1,500.00
<a href="#">10-510-4432-0000</a>	SUPPLIES, JANITORIAL CT HOUSE	7,500.00	6,005.16	6,786.00	6,785.78	8,300.00	8,104.69	7,950.74	8,000.00	8,000.00
<a href="#">10-510-4433-0000</a>	SUPPLIES, JANITORIAL SERV BLDG	7,500.00	7,291.43	6,280.00	6,279.24	7,500.00	6,344.32	6,820.28	8,000.00	8,000.00
	<b>ReportGroup: 410 - Supplies Total:</b>	<b>16,623.00</b>	<b>14,565.11</b>	<b>14,691.00</b>	<b>14,515.02</b>	<b>18,148.00</b>	<b>16,520.09</b>	<b>16,553.38</b>	<b>18,000.00</b>	<b>18,000.00</b>



Budget - ADOPTED

For Fiscal: 2021-2022 Period Ending: 09/30/2022

		2019-2020	2019-2020	2020-2021	2020-2021	2021-2022	2021-2022	Defined Budgets		
		Total Budget	Total Activity	Total Budget	Total Activity	Total Budget	YTD Activity	2021-2022	2022-2023	2022-2023
								PJ	PROPOSED	2022-2023
<b>ReportGroup: 420 - Other Services &amp; Charges</b>										
<a href="#">10-510-4500-0000</a>	CONTRACT SERVICES	10,330.00	7,309.91	25,301.00	25,300.18	21,775.00	18,904.44	15,297.10	56,200.00	56,200.00
<b>Budget Detail</b>										
<b>Budget Code</b>	<b>Description</b>			<b>Units</b>	<b>Price</b>	<b>Amount</b>				
2022-2023	CRTHSE: SCRUB/RECOAT			1.00	1,296.00	1,296.00				
2022-2023	CRTHSE: STRIP & WAX FLOORS			1.00	2,927.00	2,927.00				
2022-2023	LANDSCAPING SERVICES - CH			12.00	350.00	4,200.00				
2022-2023	LANDSCAPING SERVICES - MISC			1.00	5,000.00	5,000.00				
2022-2023	PAINT - DEPOT			1.00	3,000.00	3,000.00				
2022-2023	PAINT - GAZEBO			1.00	2,000.00	2,000.00				
2022-2023	PAINT - JP2			1.00	10,000.00	10,000.00				
2022-2023	PAINT-SERV BLDG			1.00	20,000.00	20,000.00				
2022-2023	SERV: SCRUB & RECOAT FLOORS			1.00	1,783.00	1,783.00				
2022-2023	SERV: STRIP & WAX FLOORS			1.00	2,972.00	2,972.00				
2022-2023	SERV-AUD: MONTHLY BUFF			8.00	150.00	1,200.00				
2022-2023	SERV-AUD: SCRUB & RECOAT			2.00	911.00	1,822.00				
<a href="#">10-510-4620-0000</a>	COMMUNICATIONS	3,181.00	3,032.63	2,279.00	2,278.42	2,655.00	2,376.23	2,455.48	1,680.00	1,680.00
<b>Budget Detail</b>										
<b>Budget Code</b>	<b>Description</b>			<b>Units</b>	<b>Price</b>	<b>Amount</b>				
2022-2023	CELL REIM			12.00	40.00	480.00				
2022-2023	PHONE - SB			12.00	20.00	240.00				
2022-2023	PHONE & ELEVATOR LINE - CH			12.00	80.00	960.00				
<a href="#">10-510-4680-0000</a>	TRAVEL/TRAINING	1,200.00	961.11	1,525.00	1,495.45	1,200.00	1,073.83	1,316.98	1,500.00	1,500.00
<a href="#">10-510-4711-0000</a>	INS, FIRE & EXT COV,CT HOUSE	28,247.00	28,247.00	31,250.00	31,250.00	37,916.00	37,916.00	37,916.00	39,815.00	39,815.00
<a href="#">10-510-4712-0000</a>	INS, FIRE & EXT COV, SERV BLDG	12,028.00	12,028.00	13,302.00	13,302.00	16,182.00	16,142.00	16,142.00	16,950.00	16,950.00
<a href="#">10-510-4714-0000</a>	INS, FIRE & EXT COV, MORALES	782.00	782.00	869.00	869.00	1,025.00	1,025.00	1,025.00	1,075.00	1,075.00
<a href="#">10-510-4715-0000</a>	INS, FIRE & EXT COV, MUSEUM	3,727.00	3,727.00	4,133.00	4,133.00	4,913.00	4,913.00	4,913.00	5,160.00	5,160.00
<a href="#">10-510-4716-0000</a>	INS, FIRE & EXT COV, FAIR	1,413.00	1,413.00	1,563.00	1,563.00	1,625.00	1,616.00	1,616.00	1,700.00	1,700.00
<a href="#">10-510-4717-0000</a>	INSURANCE, JP #2	1,334.00	1,334.00	1,475.00	1,475.00	1,794.00	1,794.00	1,794.00	1,885.00	1,885.00
<a href="#">10-510-4718-0000</a>	INSURANCE, WORKFORCE	493.00	493.00	550.00	550.00	627.00	627.00	627.00	660.00	660.00
<a href="#">10-510-4741-0000</a>	UTILITIES, CT HOUSE	45,000.00	44,587.59	45,025.00	45,023.48	43,500.00	38,375.35	37,751.26	48,000.00	48,000.00
<a href="#">10-510-4742-0000</a>	UTILITIES, SERVICE BLD	30,000.00	26,609.55	28,794.00	28,793.74	28,000.00	24,523.52	24,724.40	30,000.00	30,000.00
<a href="#">10-510-4745-0000</a>	UTILITIES, MUSEUM	3,400.00	3,255.30	2,650.00	2,496.64	3,400.00	3,120.77	2,767.14	3,500.00	3,500.00
<a href="#">10-510-4747-0000</a>	UTILITIES, JP #2	4,500.00	4,437.54	3,875.00	3,874.71	4,500.00	3,638.17	3,870.12	4,500.00	4,500.00
<a href="#">10-510-4748-0000</a>	UTILITIES, WORKFORCE	3,422.00	3,421.37	2,921.00	2,763.48	3,065.00	2,815.63	3,084.48	1,700.00	1,700.00

Budget - ADOPTED

For Fiscal: 2021-2022 Period Ending: 09/30/2022

		2019-2020		2020-2021		2021-2022		Defined Budgets		
		Total Budget	Total Activity	Total Budget	Total Activity	Total Budget	YTD Activity	2021-2022 PJ	2022-2023 PROPOSED	2022-2023 2022-2023
<a href="#">10-510-4749-0000</a>	UTILITIES, LIGHTS/PARKS/FAIR	4,400.00	4,368.64	2,850.00	2,839.98	4,500.00	2,926.78	3,084.70	4,500.00	4,500.00
<a href="#">10-510-4750-0000</a>	REPAIRS & MAINTENANCE	1,500.00	1,299.49	1,311.00	1,310.96	1,615.00	1,653.60	861.42	1,500.00	1,500.00
<a href="#">10-510-4751-0000</a>	MAINT, BLDG, COURTHOUSE	25,408.00	25,579.62	24,107.00	24,106.35	27,000.00	22,674.46	20,150.04	28,000.00	28,000.00
<a href="#">10-510-4752-0000</a>	MAINT, BLDG, SERV BLDG	8,942.00	6,641.70	11,320.00	11,319.02	9,000.00	8,123.81	5,687.58	10,000.00	10,000.00
<a href="#">10-510-4755-0000</a>	MAINT, MUSEUM	1,328.00	1,507.05	4,368.00	4,367.26	1,089.00	542.69	50.38	1,200.00	1,200.00
<a href="#">10-510-4756-0000</a>	MAINT, FAIRGROUNDS	0.00	0.00	1,950.00	1,949.42	0.00	0.00	0.00	0.00	0.00
<a href="#">10-510-4757-0000</a>	MAINTENANCE, JP #2	1,250.00	1,184.79	1,300.00	1,217.75	735.00	434.25	648.50	1,200.00	1,200.00
<a href="#">10-510-4758-0000</a>	MAINTENANCE, BLD, WORKFOR...	1,250.00	1,216.00	363.00	362.29	1,000.00	546.70	220.00	1,000.00	1,000.00
<a href="#">10-510-4785-0000</a>	UNIFORMS	900.00	832.75	900.00	805.25	913.00	912.78	913.00	1,100.00	1,100.00
<b>ReportGroup: 420 - Other Services &amp; Charges Total:</b>		<b>194,035.00</b>	<b>184,269.04</b>	<b>213,981.00</b>	<b>213,446.38</b>	<b>218,029.00</b>	<b>196,676.01</b>	<b>186,915.58</b>	<b>262,825.00</b>	<b>262,825.00</b>
<b>ReportGroup: 430 - Capital Outlay</b>										
<a href="#">10-510-5500-0000</a>	CAPITAL OUTLAY	28,900.00	28,900.00	6,625.00	6,624.55	11,989.00	8,657.00	41,989.00	1,500.00	1,500.00
<a href="#">10-510-5600-0000</a>	CAPITAL OUTLAY - INVENTORY	0.00	0.00	0.00	0.00	9,200.00	7,525.00	10,000.00	0.00	0.00
<b>ReportGroup: 430 - Capital Outlay Total:</b>		<b>28,900.00</b>	<b>28,900.00</b>	<b>6,625.00</b>	<b>6,624.55</b>	<b>21,189.00</b>	<b>16,182.00</b>	<b>51,989.00</b>	<b>1,500.00</b>	<b>1,500.00</b>
<b>Department: 510 - PUBLIC FACILITIES Total:</b>		<b>425,715.00</b>	<b>410,756.88</b>	<b>422,438.00</b>	<b>421,575.56</b>	<b>456,943.00</b>	<b>410,734.77</b>	<b>451,598.22</b>	<b>488,250.00</b>	<b>488,250.00</b>
<b>Department: 543 - FIRE PROTECTION</b>										
<b>ReportGroup: 420 - Other Services &amp; Charges</b>										
<a href="#">10-543-4813-0000</a>	BASE, GANADO SERVICE	3,250.00	0.00	950.00	0.00	3,250.00	0.00	0.00	3,250.00	3,250.00
<a href="#">10-543-4823-0000</a>	RUNS, GANADO SERVICE	11,000.00	10,500.00	13,300.00	13,300.00	11,000.00	10,150.00	11,000.00	11,000.00	11,000.00
<b>ReportGroup: 420 - Other Services &amp; Charges Total:</b>		<b>14,250.00</b>	<b>10,500.00</b>	<b>14,250.00</b>	<b>13,300.00</b>	<b>14,250.00</b>	<b>10,150.00</b>	<b>11,000.00</b>	<b>14,250.00</b>	<b>14,250.00</b>
<b>Department: 543 - FIRE PROTECTION Total:</b>		<b>14,250.00</b>	<b>10,500.00</b>	<b>14,250.00</b>	<b>13,300.00</b>	<b>14,250.00</b>	<b>10,150.00</b>	<b>11,000.00</b>	<b>14,250.00</b>	<b>14,250.00</b>
<b>Department: 551 - CONSTABLE PRECINCT NO 1</b>										
<b>ReportGroup: 400 - Payroll Expenses</b>										
<a href="#">10-551-4001-0000</a>	SALARY, ELECTED OFFICIAL	54,052.00	54,051.92	55,133.00	55,133.00	57,339.00	52,928.16	57,339.00	59,060.00	59,060.00
<a href="#">10-551-4085-0000</a>	LONGEVITY	2,200.00	2,200.00	2,296.00	2,296.00	2,096.00	2,096.00	2,096.00	2,192.00	2,192.00
<a href="#">10-551-4201-0000</a>	FRG BENE, SOC SEC TAXES	4,304.00	4,032.12	4,394.00	4,284.80	4,412.00	4,033.08	4,556.54	4,686.00	4,686.00
<a href="#">10-551-4202-0000</a>	FRG BENE, GROUP INS	12,767.00	12,759.92	13,159.00	11,861.50	13,874.00	12,717.76	13,873.92	14,342.00	14,342.00
<a href="#">10-551-4203-0000</a>	FRG BENE, RETIREMENT	5,485.00	5,469.24	5,502.00	5,501.94	6,051.00	5,578.26	6,086.40	5,850.00	5,850.00
<a href="#">10-551-4204-0000</a>	FRG BENE, WORK COMP	708.00	698.96	741.00	626.76	667.00	620.88	827.84	878.00	878.00
<b>ReportGroup: 400 - Payroll Expenses Total:</b>		<b>79,516.00</b>	<b>79,212.16</b>	<b>81,225.00</b>	<b>79,704.00</b>	<b>84,439.00</b>	<b>77,974.14</b>	<b>84,779.70</b>	<b>87,008.00</b>	<b>87,008.00</b>

Budget - ADOPTED

For Fiscal: 2021-2022 Period Ending: 09/30/2022

		2019-2020	2019-2020	2020-2021	2020-2021	2021-2022	2021-2022	Defined Budgets		
		Total Budget	Total Activity	Total Budget	Total Activity	Total Budget	YTD Activity	2021-2022	2022-2023	2022-2023
								PJ	PROPOSED	2022-2023
<b>ReportGroup: 410 - Supplies</b>										
<a href="#">10-551-4310-0000</a>	OFFICE SUPPLIES & EXPENSES	125.00	124.68	1,000.00	938.06	353.00	352.14	704.28	1,750.00	1,750.00
<b>Budget Detail</b>										
<b>Budget Code</b>	<b>Description</b>			<b>Units</b>	<b>Price</b>	<b>Amount</b>				
2022-2023	DOCKET BOOK			1.00	850.00	850.00				
2022-2023	GENERAL OFFICE			1.00	900.00	900.00				
<a href="#">10-551-4360-0000</a>	FUEL	2,450.00	1,460.43	3,960.00	3,932.83	6,564.00	5,102.09	6,564.00	6,500.00	6,500.00
<a href="#">10-551-4445-0000</a>	SUPPLIES, LAW ENFORCEMENT	500.00	404.75	1,993.00	1,533.75	969.00	40.15	418.18	1,000.00	1,000.00
	<b>ReportGroup: 410 - Supplies Total:</b>	<b>3,075.00</b>	<b>1,989.86</b>	<b>6,953.00</b>	<b>6,404.64</b>	<b>7,886.00</b>	<b>5,494.38</b>	<b>7,686.46</b>	<b>9,250.00</b>	<b>9,250.00</b>
<b>ReportGroup: 420 - Other Services &amp; Charges</b>										
<a href="#">10-551-4620-0000</a>	COMMUNICATIONS	540.00	532.86	540.00	502.72	503.00	462.73	480.00	480.00	480.00
<a href="#">10-551-4680-0000</a>	TRAVEL/TRAINING	500.00	0.00	800.00	227.86	15.00	74.71	149.42	500.00	500.00
<a href="#">10-551-4710-0000</a>	INSURANCE/BONDS	165.00	146.00	343.00	316.50	150.00	135.00	135.00	150.00	150.00
<b>Budget Detail</b>										
<b>Budget Code</b>	<b>Description</b>			<b>Units</b>	<b>Price</b>	<b>Amount</b>				
2022-2023	VEHICLE			1.00	150.00	150.00				
<a href="#">10-551-4750-0000</a>	REPAIR AND MAINTENANCE	1,098.00	139.26	355.00	354.50	1,089.00	1,085.88	1,028.29	2,000.00	2,000.00
<b>Budget Detail</b>										
<b>Budget Code</b>	<b>Description</b>			<b>Units</b>	<b>Price</b>	<b>Amount</b>				
2022-2023	VEHICLE R&M			1.00	1,875.00	1,875.00				
2022-2023	WATCHGUARD WARRANTY/EVIDENCE LIBRARY			1.00	125.00	125.00				
<a href="#">10-551-4785-0000</a>	UNIFORMS	400.00	130.99	249.00	204.36	339.00	338.49	338.49	400.00	400.00
	<b>ReportGroup: 420 - Other Services &amp; Charges Total:</b>	<b>2,703.00</b>	<b>949.11</b>	<b>2,287.00</b>	<b>1,605.94</b>	<b>2,096.00</b>	<b>2,096.81</b>	<b>2,131.20</b>	<b>3,530.00</b>	<b>3,530.00</b>
<b>ReportGroup: 430 - Capital Outlay</b>										
<a href="#">10-551-5500-0000</a>	CAPITAL OUTLAY	31,637.48	31,636.81	0.00	0.00	8,811.00	8,810.65	8,810.65	0.00	0.00
<a href="#">10-551-5600-0000</a>	CAPITAL OUTLAY - INVENTORY	0.00	0.00	1,443.00	1,442.82	0.00	0.00	0.00	0.00	0.00
	<b>ReportGroup: 430 - Capital Outlay Total:</b>	<b>31,637.48</b>	<b>31,636.81</b>	<b>1,443.00</b>	<b>1,442.82</b>	<b>8,811.00</b>	<b>8,810.65</b>	<b>8,810.65</b>	<b>0.00</b>	<b>0.00</b>
	<b>Department: 551 - CONSTABLE PRECINCT NO 1 Total:</b>	<b>116,931.48</b>	<b>113,787.94</b>	<b>91,908.00</b>	<b>89,157.40</b>	<b>103,232.00</b>	<b>94,375.98</b>	<b>103,408.01</b>	<b>99,788.00</b>	<b>99,788.00</b>
<b>Department: 552 - CONSTABLE PRECINCT NO 2</b>										
<b>ReportGroup: 400 - Payroll Expenses</b>										
<a href="#">10-552-4001-0000</a>	SALARY, ELECTED OFFICIAL	54,052.00	54,051.92	55,133.00	55,133.00	57,339.00	52,928.16	57,339.00	59,060.00	59,060.00
<a href="#">10-552-4085-0000</a>	LONGEVITY	3,024.00	3,024.00	3,120.00	3,120.00	3,216.00	3,216.00	3,216.00	3,312.00	3,312.00

Budget - ADOPTED

For Fiscal: 2021-2022 Period Ending: 09/30/2022

		2019-2020	2019-2020	2020-2021	2020-2021	2021-2022	2021-2022	Defined Budgets		
		Total Budget	Total Activity	Total Budget	Total Activity	Total Budget	YTD Activity	2021-2022	2022-2023	2022-2023
								PJ	PROPOSED	2022-2023
<a href="#">10-552-4201-0000</a>	FRG BENE, SOC SEC TAXES	4,367.00	4,261.00	4,457.00	4,350.32	4,533.00	4,196.94	4,771.46	4,772.00	4,772.00
<a href="#">10-552-4202-0000</a>	FRG BENE, GROUP INS	12,767.00	12,766.32	13,159.00	13,158.72	14,149.00	12,970.32	14,149.44	14,615.00	14,615.00
<a href="#">10-552-4203-0000</a>	FRG BENE, RETIREMENT	5,565.00	5,546.61	5,581.00	5,583.02	6,165.00	5,684.33	6,298.54	5,957.00	5,957.00
<a href="#">10-552-4204-0000</a>	FRG BENE, WORK COMP	718.00	709.20	752.00	635.72	680.00	632.58	843.44	894.00	894.00
<b>ReportGroup: 400 - Payroll Expenses Total:</b>		<b>80,493.00</b>	<b>80,359.05</b>	<b>82,202.00</b>	<b>81,980.78</b>	<b>86,082.00</b>	<b>79,628.33</b>	<b>86,617.88</b>	<b>88,610.00</b>	<b>88,610.00</b>
<b>ReportGroup: 410 - Supplies</b>										
<a href="#">10-552-4310-0000</a>	OFFICE SUPPLIES & EXPENSES	400.00	118.57	400.00	338.67	226.00	225.58	225.58	400.00	400.00
<a href="#">10-552-4360-0000</a>	FUEL	3,408.00	2,994.25	4,000.00	3,955.44	4,749.00	4,286.23	4,749.00	6,500.00	6,500.00
<a href="#">10-552-4445-0000</a>	SUPPLIES, LAW ENFORCEMENT	500.00	88.32	500.00	304.06	176.00	175.99	175.99	500.00	500.00
<b>ReportGroup: 410 - Supplies Total:</b>		<b>4,308.00</b>	<b>3,201.14</b>	<b>4,900.00</b>	<b>4,598.17</b>	<b>5,151.00</b>	<b>4,687.80</b>	<b>5,150.57</b>	<b>7,400.00</b>	<b>7,400.00</b>
<b>ReportGroup: 420 - Other Services &amp; Charges</b>										
<a href="#">10-552-4620-0000</a>	COMMUNICATIONS	1,005.00	1,004.13	1,019.00	1,018.24	1,008.00	936.08	990.00	1,008.00	1,008.00
<b>Budget Detail</b>										
<b>Budget Code</b>	<b>Description</b>			<b>Units</b>	<b>Price</b>	<b>Amount</b>				
2022-2023	CELL REIM			12.00	40.00	480.00				
2022-2023	PHONE			12.00	44.00	528.00				
<a href="#">10-552-4710-0000</a>	INSURANCE/BONDS	157.00	146.00	343.00	316.50	135.00	135.00	135.00	150.00	150.00
<b>Budget Detail</b>										
<b>Budget Code</b>	<b>Description</b>			<b>Units</b>	<b>Price</b>	<b>Amount</b>				
2022-2023	VEHICLE			1.00	150.00	150.00				
<a href="#">10-552-4750-0000</a>	REPAIR AND MAINTENANCE	1,011.00	238.90	1,965.00	188.93	1,173.00	1,015.05	1,173.00	2,000.00	2,000.00
<a href="#">10-552-4785-0000</a>	UNIFORMS	400.00	230.00	400.00	260.00	54.00	54.00	54.00	400.00	400.00
<b>ReportGroup: 420 - Other Services &amp; Charges Total:</b>		<b>2,573.00</b>	<b>1,619.03</b>	<b>3,727.00</b>	<b>1,783.67</b>	<b>2,370.00</b>	<b>2,140.13</b>	<b>2,352.00</b>	<b>3,558.00</b>	<b>3,558.00</b>
<b>ReportGroup: 430 - Capital Outlay</b>										
<a href="#">10-552-5500-0000</a>	CAPITAL OUTLAY	29,966.48	29,965.91	0.00	0.00	1,256.00	1,255.20	1,256.00	0.00	0.00
<a href="#">10-552-5600-0000</a>	CAPITAL OUTLAY - INVENTORY	0.00	0.00	0.00	0.00	781.00	781.00	781.00	0.00	0.00
<b>ReportGroup: 430 - Capital Outlay Total:</b>		<b>29,966.48</b>	<b>29,965.91</b>	<b>0.00</b>	<b>0.00</b>	<b>2,037.00</b>	<b>2,036.20</b>	<b>2,037.00</b>	<b>0.00</b>	<b>0.00</b>
<b>Department: 552 - CONSTABLE PRECINCT NO 2 Total:</b>		<b>117,340.48</b>	<b>115,145.13</b>	<b>90,829.00</b>	<b>88,362.62</b>	<b>95,640.00</b>	<b>88,492.46</b>	<b>96,157.45</b>	<b>99,568.00</b>	<b>99,568.00</b>
<b>Department: 560 - SHERIFF</b>										
<b>ReportGroup: 400 - Payroll Expenses</b>										
<a href="#">10-560-4001-0000</a>	SALARY, ELECTED OFFICIAL	64,992.00	64,991.94	66,292.00	66,291.94	68,944.00	63,640.56	68,944.00	71,013.00	71,013.00
<a href="#">10-560-4040-0000</a>	SALARY, CHIEF DEPUTY	57,206.00	57,204.16	61,497.00	61,496.56	60,684.00	56,178.51	60,684.00	62,505.00	62,505.00
<a href="#">10-560-4041-0000</a>	SALARY, INVESTIGATOR	54,981.00	54,980.63	56,081.00	55,917.20	58,325.00	53,836.79	58,325.00	60,075.00	60,075.00

Budget - ADOPTED

For Fiscal: 2021-2022 Period Ending: 09/30/2022

		Defined Budgets								
		2019-2020	2019-2020	2020-2021	2020-2021	2021-2022	2021-2022	2021-2022	2022-2023	2022-2023
		Total Budget	Total Activity	Total Budget	Total Activity	Total Budget	YTD Activity	PJ	PROPOSED	2022-2023
<a href="#">10-560-4042-0000</a>	SALARY, INVESTIGATOR (FY16)	54,981.00	54,980.64	56,081.00	55,861.11	58,325.00	53,836.81	58,325.00	60,075.00	60,075.00
<a href="#">10-560-4043-0000</a>	SALARY, SERGEANT (FY16)	52,903.00	52,900.88	53,961.00	53,944.86	56,120.00	51,791.06	56,120.00	57,804.00	57,804.00
<a href="#">10-560-4044-0000</a>	SALARY, DEPUTIES	50,679.00	50,677.61	51,693.00	51,673.45	53,761.00	49,613.80	53,761.00	55,374.00	55,374.00
<a href="#">10-560-4045-0000</a>	SALARY, DEPUTIES	50,679.00	50,677.57	48,813.00	48,793.32	53,761.00	49,613.83	53,761.00	55,374.00	55,374.00
<a href="#">10-560-4046-0000</a>	SALARY, DEPUTIES	50,679.00	50,677.60	51,693.00	51,673.45	53,761.00	49,613.84	53,761.00	55,374.00	55,374.00
<a href="#">10-560-4047-0000</a>	SALARY, DEPUTIES	50,679.00	50,677.59	51,693.00	51,673.45	53,761.00	49,613.89	53,761.00	55,374.00	55,374.00
<a href="#">10-560-4048-0000</a>	SALARY, DEPUTIES	46,789.00	36,162.02	51,693.00	51,673.41	52,286.00	48,137.24	52,272.00	55,374.00	55,374.00
<a href="#">10-560-4060-0000</a>	SALARY, DISPATCHER SUPERVIS...	41,070.00	41,069.62	41,891.00	41,870.38	43,567.00	39,272.14	42,596.00	45,677.00	45,677.00
<a href="#">10-560-4061-0000</a>	SALARY, DISPATCHERS	39,854.00	39,852.80	40,651.00	40,643.20	42,278.00	39,014.39	42,278.00	43,547.00	43,547.00
<a href="#">10-560-4062-0000</a>	SALARY, DISPATCHERS	39,854.00	39,852.80	40,651.00	40,643.20	42,278.00	39,014.40	42,278.00	43,547.00	43,547.00
<a href="#">10-560-4063-0000</a>	SALARY, DISPATCHERS	39,854.00	39,852.80	40,651.00	40,643.19	42,278.00	39,014.40	42,278.00	43,547.00	43,547.00
<a href="#">10-560-4064-0000</a>	SALARY, DISPATCHERS	39,854.00	39,852.80	30,293.00	21,884.81	32,292.00	26,714.77	29,563.00	43,547.00	43,547.00
<a href="#">10-560-4065-0000</a>	SALARY, DISPATCHERS	39,854.00	37,698.56	40,651.00	40,643.20	38,257.00	29,964.65	32,877.00	43,547.00	43,547.00
<a href="#">10-560-4071-0000</a>	UNIFORM ALLOWANCE, SHERIFF	120.00	120.00	120.00	120.00	120.00	120.00	120.00	120.00	120.00
<a href="#">10-560-4085-0000</a>	LONGEVITY	17,936.00	17,936.00	19,712.00	19,616.00	15,584.00	15,584.00	15,584.00	12,368.00	12,368.00
<a href="#">10-560-4150-0000</a>	SALARY, ADMIN ASSIST	42,288.00	42,286.40	43,134.00	43,118.40	44,860.00	41,395.21	44,860.00	46,206.00	46,206.00
<a href="#">10-560-4151-0000</a>	SALARY, SECRETARIES	35,269.00	35,268.49	35,974.00	33,946.84	37,413.00	34,521.62	37,413.00	38,536.00	38,536.00
<a href="#">10-560-4184-0000</a>	SALARY, DEPUTIES, PART TIME	5,000.00	104.63	5,091.00	2,319.47	2,543.00	564.04	564.00	5,000.00	5,000.00
<a href="#">10-560-4185-0000</a>	SALARY, DISPATCHER,PART TIME	2,500.00	397.62	12,500.00	9,763.77	8,741.00	8,268.44	9,960.88	2,500.00	2,500.00
<a href="#">10-560-4195-0000</a>	SALARY, OVERTIME	3,162.25	3,162.25	16,787.53	21,612.64	5,423.06	12,609.17	7,678.00	0.00	0.00
<a href="#">10-560-4201-0000</a>	FRG BENE, SOC SEC TAXES	67,708.93	61,230.08	70,183.38	64,449.33	71,685.85	60,667.62	66,118.70	73,172.00	73,172.00
<a href="#">10-560-4202-0000</a>	FRG BENE, GROUP INS	260,773.00	261,890.57	271,599.00	267,344.37	289,214.00	267,649.87	292,000.00	305,525.00	305,525.00
<a href="#">10-560-4203-0000</a>	FRG BENE, RETIREMENT	85,975.00	83,673.12	86,287.00	86,258.58	94,829.00	86,209.83	91,951.10	91,333.00	91,333.00
<a href="#">10-560-4204-0000</a>	FRG BENE, WORK COMP	7,589.00	7,714.48	8,047.00	6,918.71	7,228.00	6,625.05	8,833.00	9,190.00	9,190.00
<a href="#">10-560-4206-0000</a>	FRG BENE, UNEMPLOYMENT C...	489.00	500.27	416.00	415.94	430.00	390.80	426.04	443.00	443.00
<b>ReportGroup: 400 - Payroll Expenses Total:</b>		<b>1,303,718.18</b>	<b>1,276,393.93</b>	<b>1,354,135.91</b>	<b>1,331,210.78</b>	<b>1,388,748.91</b>	<b>1,273,476.73</b>	<b>1,377,092.72</b>	<b>1,436,147.00</b>	<b>1,436,147.00</b>
<b>ReportGroup: 410 - Supplies</b>										
<a href="#">10-560-4310-0000</a>	OFFICE SUPPLIES & EXPENSES	9,769.00	9,427.59	9,615.00	9,614.71	9,400.00	8,625.64	9,240.00	9,500.00	9,500.00
<a href="#">10-560-4360-0000</a>	FUEL	50,990.14	40,253.17	58,588.68	51,817.05	71,198.89	67,664.36	75,000.00	108,000.00	108,000.00
<a href="#">10-560-4445-0000</a>	SUPPLIES, LAW ENFORCEMENT	20,642.00	20,641.12	19,068.00	19,067.35	17,075.00	14,455.32	16,500.00	18,146.00	18,146.00

Budget - ADOPTED

For Fiscal: 2021-2022 Period Ending: 09/30/2022

									Defined Budgets	
		2019-2020	2019-2020	2020-2021	2020-2021	2021-2022	2021-2022	2021-2022	2022-2023	2022-2023
		Total Budget	Total Activity	Total Budget	Total Activity	Total Budget	YTD Activity	PJ	PROPOSED	2022-2023
<b>Budget Detail</b>										
<b>Budget Code</b>	<b>Description</b>			<b>Units</b>	<b>Price</b>	<b>Amount</b>				
2022-2023	AXON - TASER SUPPLIES			1.00	2,346.00	2,346.00				
2022-2023	MISC.			0.00	0.00	15,800.00				
<a href="#">10-560-4445-FJ05</a>	SUPPLIES, LAW ENFORCEMENT, ...	0.00	0.00	0.00	0.00	2,911.81	2,911.81	2,911.81	0.00	0.00
<a href="#">10-560-4445-SG18</a>	SUPPLIES, LAW ENFORCEMENT	0.00	0.00	0.00	0.00	12,310.20	12,723.29	12,310.20	0.00	0.00
<b>ReportGroup: 410 - Supplies Total:</b>		<b>81,401.14</b>	<b>70,321.88</b>	<b>87,271.68</b>	<b>80,499.11</b>	<b>112,895.90</b>	<b>106,380.42</b>	<b>115,962.01</b>	<b>135,646.00</b>	<b>135,646.00</b>

**ReportGroup: 420 - Other Services & Charges**

<a href="#">10-560-4620-0000</a>	COMMUNICATIONS	13,926.00	13,516.61	13,446.00	12,275.37	10,415.97	9,229.44	9,700.00	8,562.00	8,562.00
<b>Budget Detail</b>										
<b>Budget Code</b>	<b>Description</b>			<b>Units</b>	<b>Price</b>	<b>Amount</b>				
2022-2023	CAMERA DATA PLAN - LPRs			2.00	75.00	150.00				
2022-2023	CELL MINUTES			1.00	100.00	100.00				
2022-2023	CELL PHONE:ADDL			12.00	61.00	732.00				
2022-2023	CELL REIM			12.00	325.00	3,900.00				
2022-2023	INTERNET - TABLET			12.00	40.00	480.00				
2022-2023	PHONE			12.00	225.00	2,700.00				
2022-2023	VCS REPAIRS			1.00	500.00	500.00				
<a href="#">10-560-4660-0000</a>	LEGAL & BID NOTICES	20.00	0.00	20.00	0.00	20.00	0.00	0.00	20.00	20.00
<a href="#">10-560-4680-0000</a>	TRAVEL/TRAINING	8,768.00	8,570.68	10,738.00	8,811.29	5,934.00	4,476.02	3,350.00	12,000.00	12,000.00
<a href="#">10-560-4710-0000</a>	INSURANCE/BONDS	4,316.00	4,316.00	5,794.00	5,793.50	6,205.00	6,205.00	6,205.00	6,441.00	6,441.00
<a href="#">10-560-4740-0000</a>	UTILITIES	300.00	247.67	1,562.00	348.12	315.00	327.23	319.00	315.00	315.00
<a href="#">10-560-4750-0000</a>	REPAIR & MAINTENANCE	30,000.00	26,805.73	28,075.00	27,439.61	39,300.00	39,567.59	39,300.00	35,000.00	35,000.00
<a href="#">10-560-4755-0000</a>	REP & MAINT - ACCIDENT CONT	15,000.00	6,883.70	15,000.00	628.90	26,973.00	17,459.13	17,459.00	15,000.00	15,000.00
<a href="#">10-560-4759-0000</a>	REP & MAINT, FIREARMS TRAINI...	1,500.00	812.95	3,425.00	3,352.68	2,500.00	1,730.55	1,805.00	3,000.00	3,000.00
<a href="#">10-560-4760-0000</a>	SUPPORT & MAINTENANCE	42,669.22	42,669.20	85,188.19	83,470.40	95,607.40	95,607.78	95,000.00	52,400.00	52,400.00

**Budget Detail**

Budget Code	Description	Units	Price	Amount
2022-2023	AXON - TASER LICENSES & WARRANTIES	1.00	3,788.00	3,788.00
2022-2023	CASPER CONNECT SOFT (50%)	1.00	2,768.00	2,768.00
2022-2023	COMPUTER TECH	50.00	100.00	5,000.00
2022-2023	NET MOTION	1.00	1,350.00	1,350.00
2022-2023	SOUTHERN - AVL (VEH LOCATOR)	1.00	500.00	500.00
2022-2023	SOUTHERN - MDT INFOR SYS (MDIS)	1.00	1,930.00	1,930.00
2022-2023	SOUTHERN SOFTWARE - CAD	1.00	7,772.00	7,772.00
2022-2023	SOUTHERN SOFTWARE - SO/RMS	1.00	3,827.00	3,827.00

Budget - ADOPTED

For Fiscal: 2021-2022 Period Ending: 09/30/2022

		2019-2020		2020-2021		2021-2022		Defined Budgets		
		Total Budget	Total Activity	Total Budget	Total Activity	Total Budget	YTD Activity	2021-2022 PJ	2022-2023 PROPOSED	2022-2023 2022-2023
2022-2023	TSM CONSULTING - TLETS			1.00	1,500.00	1,500.00				
2022-2023	TX-WARN - HARRIS CO RADIO			1.00	19,300.00	19,300.00				
2022-2023	WARRANTY - LPR TRAILER			2.00	1,995.00	3,990.00				
2022-2023	WATCHGUARD MAINT			1.00	675.00	675.00				
<a href="#">10-560-4760-FJ05</a>	SUPPORT & MAINTENANCE, SWB	0.00	0.00	0.00	0.00	21,142.00	21,223.40	21,142.00	5,458.00	5,458.00
<b>Budget Detail</b>										
<b>Budget Code</b>	<b>Description</b>			<b>Units</b>	<b>Price</b>	<b>Amount</b>				
2022-2023	TURN KEY MOBILE WARRANTIES			1.00	3,998.00	3,998.00				
2022-2023	TURN KEY SUBSCRIPTIONS			1.00	1,460.00	1,460.00				
<a href="#">10-560-4760-SG18</a>	SUPPORT & MAINTENANCE	0.00	0.00	0.00	0.00	58,618.47	58,618.47	58,618.47	167,937.00	167,937.00
<b>Budget Detail</b>										
<b>Budget Code</b>	<b>Description</b>			<b>Units</b>	<b>Price</b>	<b>Amount</b>				
2022-2023	CELLEBRI			1.00	6,039.00	6,039.00				
2022-2023	COBWEBS			1.00	161,898.00	161,898.00				
<a href="#">10-560-4760-SG19</a>	SUPPORT & MAINTENANCE, BWC	0.00	0.00	0.00	0.00	3,512.12	3,512.12	0.00	0.00	0.00
<a href="#">10-560-4770-0000</a>	RENTAL	6,597.00	6,596.99	6,468.00	6,458.76	6,468.00	6,320.53	6,468.00	6,492.00	6,492.00
<b>Budget Detail</b>										
<b>Budget Code</b>	<b>Description</b>			<b>Units</b>	<b>Price</b>	<b>Amount</b>				
2022-2023	COPIER			12.00	141.00	1,692.00				
2022-2023	TOWER RENTAL - STEC			1.00	4,800.00	4,800.00				
<a href="#">10-560-4785-0000</a>	UNIFORMS	3,580.00	3,278.38	4,500.00	4,313.98	4,500.00	4,166.34	4,300.00	4,500.00	4,500.00
<b>ReportGroup: 420 - Other Services &amp; Charges Total:</b>		<b>126,676.22</b>	<b>113,697.91</b>	<b>174,216.19</b>	<b>152,892.61</b>	<b>281,510.96</b>	<b>268,443.60</b>	<b>263,666.47</b>	<b>317,125.00</b>	<b>317,125.00</b>
<b>ReportGroup: 430 - Capital Outlay</b>										
<a href="#">10-560-5500-0000</a>	CAPITAL OUTLAY	197,692.93	197,692.11	197,679.66	196,017.69	61,733.00	61,732.37	61,733.00	2,500.00	2,500.00
<b>Budget Detail</b>										
<b>Budget Code</b>	<b>Description</b>			<b>Units</b>	<b>Price</b>	<b>Amount</b>				
2022-2023	COMPUTER - TLETS			1.00	2,500.00	2,500.00				
<a href="#">10-560-5500-FJ05</a>	CAPITAL OUTLAY	0.00	0.00	0.00	0.00	105,618.68	110,093.83	103,618.40	0.00	0.00
<a href="#">10-560-5500-LZ22</a>	CAPITAL OUTLAY, LOCAL GRT	0.00	0.00	0.00	0.00	83,600.00	73,175.00	73,175.00	10,246.00	10,246.00
<a href="#">10-560-5500-SG18</a>	CAPITAL OUTLAY	0.00	0.00	0.00	0.00	250,378.09	250,378.09	7,522.84	25,948.00	25,948.00
<b>Budget Detail</b>										
<b>Budget Code</b>	<b>Description</b>			<b>Units</b>	<b>Price</b>	<b>Amount</b>				
2022-2023	IN CAR VIDEO			4.00	6,487.00	25,948.00				

Budget - ADOPTED

For Fiscal: 2021-2022 Period Ending: 09/30/2022

		Defined Budgets								
		2019-2020	2019-2020	2020-2021	2020-2021	2021-2022	2021-2022	2021-2022	2022-2023	2022-2023
		Total Budget	Total Activity	Total Budget	Total Activity	Total Budget	YTD Activity	PJ	PROPOSED	2022-2023
<a href="#">10-560-5500-SG19</a>	CAPITAL OUTLAY, BWC	0.00	0.00	0.00	0.00	28,096.99	28,096.96	28,096.96	0.00	0.00
<a href="#">10-560-5600-0000</a>	CAPITAL OUTLAY - INVENTORY	3,541.00	3,540.67	39,479.80	37,149.17	3,375.00	1,310.32	1,944.70	2,224.00	2,224.00
<b>Budget Detail</b>										
<b>Budget Code</b>	<b>Description</b>			<b>Units</b>	<b>Price</b>	<b>Amount</b>				
2022-2023	VESTS, BPV (50%)			4.00	556.00	2,224.00				
<a href="#">10-560-5600-FJ05</a>	CAPITAL OUTLAY - INVENTORY - ...	0.00	0.00	0.00	0.00	8,658.88	8,756.32	8,756.88	0.00	0.00
<b>ReportGroup: 430 - Capital Outlay Total:</b>		<b>201,233.93</b>	<b>201,232.78</b>	<b>237,159.46</b>	<b>233,166.86</b>	<b>541,460.64</b>	<b>533,542.89</b>	<b>284,847.78</b>	<b>40,918.00</b>	<b>40,918.00</b>
<b>Department: 560 - SHERIFF Total:</b>		<b>1,713,029.47</b>	<b>1,661,646.50</b>	<b>1,852,783.24</b>	<b>1,797,769.36</b>	<b>2,324,616.41</b>	<b>2,181,843.64</b>	<b>2,041,568.98</b>	<b>1,929,836.00</b>	<b>1,929,836.00</b>
<b>Department: 561 - CORRECTIONS</b>										
<b>ReportGroup: 400 - Payroll Expenses</b>										
<a href="#">10-561-4079-0000</a>	SALARY SUPL, SHIFT LEADER	2,000.00	1,192.26	0.00	0.00	0.00	0.00	0.00	0.00	0.00
<a href="#">10-561-4085-0000</a>	LONGEVITY	12,148.00	11,816.00	11,584.00	11,304.00	11,488.00	11,488.00	11,600.00	11,000.00	11,000.00
<a href="#">10-561-4118-0000</a>	SALARY, CORR OFFICER (DAYS)	42,824.00	39,423.35	0.00	0.00	0.00	0.00	0.00	19,500.00	19,500.00
<a href="#">10-561-4120-0000</a>	SALARY, ADMINISTRATOR	54,702.00	54,701.92	55,796.00	55,785.60	58,028.00	53,548.81	58,028.00	59,769.00	59,769.00
<a href="#">10-561-4121-0000</a>	SALARY, SERGEANT	44,849.00	38,981.18	45,746.00	45,481.69	38,035.00	34,374.97	38,349.00	49,198.00	49,198.00
<a href="#">10-561-4122-0000</a>	SALARY, SERGEANT (FY16)	44,849.00	44,848.47	45,746.00	45,732.95	47,576.00	43,908.49	47,576.00	49,198.00	49,198.00
<a href="#">10-561-4123-0000</a>	SALARY, SERGEANT (FY21)	42,971.00	38,407.17	45,746.00	45,659.04	47,576.00	43,908.48	47,576.00	49,198.00	49,198.00
<a href="#">10-561-4124-0000</a>	SALARY, SERGEANT (FY21)	42,971.00	42,970.22	45,746.00	45,659.04	47,576.00	43,908.50	47,576.00	49,198.00	49,198.00
<a href="#">10-561-4125-0000</a>	SALARY, CORRECTION OFFICER	42,971.00	29,214.22	35,690.00	35,689.40	40,589.00	37,370.87	40,588.00	46,952.00	46,952.00
<a href="#">10-561-4126-0000</a>	SALARY, CORRECTION OFFICER	36,833.00	16,527.00	38,556.00	35,594.79	42,553.00	39,264.36	42,339.00	46,952.00	46,952.00
<a href="#">10-561-4127-0000</a>	SALARY, CORRECTION OFFICER	36,471.00	35,244.53	39,007.00	32,603.77	45,235.00	41,728.68	45,235.00	46,952.00	46,952.00
<a href="#">10-561-4128-0000</a>	SALARY, CORRECTION OFFICER	42,971.00	42,970.20	43,830.00	37,657.28	45,584.00	41,142.25	44,648.00	46,952.00	46,952.00
<a href="#">10-561-4129-0000</a>	SALARY, CORRECTION OFFICER	42,971.00	42,970.20	43,830.00	43,811.04	43,070.00	39,687.60	43,049.00	46,952.00	46,952.00
<a href="#">10-561-4130-0000</a>	SALARY, CORRECTION OFFICER	42,971.00	42,970.20	43,830.00	43,811.04	45,584.00	42,073.93	45,584.00	46,952.00	46,952.00
<a href="#">10-561-4131-0000</a>	SALARY, CORRECTION OFFICER	42,971.00	42,970.20	43,830.00	43,811.05	26,009.00	22,637.69	20,885.00	46,952.00	46,952.00
<a href="#">10-561-4132-0000</a>	SALARY, CORRECTION OFFICER	42,971.00	42,718.16	9,596.00	9,595.90	24,667.00	21,232.10	24,450.00	46,952.00	46,952.00
<a href="#">10-561-4133-0000</a>	SALARY, CORRECTION OFFICER	42,971.00	42,970.21	31,607.00	23,632.87	45,235.00	41,728.68	45,584.00	46,952.00	46,952.00
<a href="#">10-561-4134-0000</a>	SALARY, CORRECTION OFFICER (...)	42,971.00	42,970.23	43,830.00	43,811.03	45,584.00	42,073.92	45,584.00	46,952.00	46,952.00
<a href="#">10-561-4135-0000</a>	SALARY, CORRECTION OFFICER	0.00	0.00	29,798.00	26,203.50	38,463.00	34,956.00	38,463.00	46,952.00	46,952.00
<a href="#">10-561-4136-0000</a>	SALARY, CORRECTION OFFICER (...)	0.00	0.00	43,830.00	40,321.59	26,338.00	21,077.43	25,689.00	46,952.00	46,952.00
<a href="#">10-561-4137-0000</a>	SALARY, TRANSPORT OFFICER (1...	42,236.00	42,234.22	43,081.00	43,076.80	44,805.00	41,356.81	44,805.00	46,150.00	46,150.00



**Budget - ADOPTED**

For Fiscal: 2021-2022 Period Ending: 09/30/2022

								Defined Budgets		
		2019-2020	2019-2020	2020-2021	2020-2021	2021-2022	2021-2022	2021-2022	2022-2023	2022-2023
		Total Budget	Total Activity	Total Budget	Total Activity	Total Budget	YTD Activity	PJ	PROPOSED	2022-2023
<a href="#">10-561-4183-0000</a>	SALARY, CORRECTION OFF, PT T...	44,897.00	44,896.91	55,987.00	55,986.30	28,433.00	24,932.14	28,433.00	2,600.00	2,600.00
<a href="#">10-561-4187-0000</a>	SALARY, TRANSPORT, PT	1,694.00	163.22	3,560.00	272.03	173.00	172.48	172.48	2,500.00	2,500.00
<a href="#">10-561-4195-0000</a>	SALARY, OVERTIME	500.00	475.80	3,213.00	1,478.54	500.00	2.20	100.00	1,500.00	1,500.00
<a href="#">10-561-4201-0000</a>	FRG BENE, SOC SEC TAXES	60,953.00	51,775.70	54,723.00	54,624.08	58,664.00	51,878.21	56,990.58	69,098.00	69,098.00
<a href="#">10-561-4202-0000</a>	FRG BENE, GROUP INS	242,044.00	242,676.22	236,798.00	239,883.22	263,790.00	234,074.95	259,147.00	299,295.00	299,295.00
<a href="#">10-561-4203-0000</a>	FRG BENE, RETIREMENT	77,685.00	72,129.10	81,892.00	73,912.67	82,380.00	73,609.55	78,873.60	86,259.00	86,259.00
<a href="#">10-561-4204-0000</a>	FRG BENE, WORK COMP	10,017.00	9,905.48	10,604.00	8,989.92	9,616.00	8,956.53	11,942.00	12,792.00	12,792.00
<a href="#">10-561-4206-0000</a>	FRG BENE, UNEMPLOYMENT C...	479.00	471.54	412.00	385.11	430.00	362.82	398.62	452.00	452.00
<b>ReportGroup: 400 - Payroll Expenses Total:</b>		<b>1,184,891.00</b>	<b>1,118,593.91</b>	<b>1,187,868.00</b>	<b>1,144,774.25</b>	<b>1,207,981.00</b>	<b>1,091,456.45</b>	<b>1,193,665.28</b>	<b>1,371,131.00</b>	<b>1,371,131.00</b>
<b>ReportGroup: 410 - Supplies</b>										
<a href="#">10-561-4310-0000</a>	OFFICE SUPPLIES & EXPENSES	3,200.00	3,540.79	4,100.00	4,033.81	4,000.00	3,956.42	4,000.00	4,000.00	4,000.00
<a href="#">10-561-4360-0000</a>	FUEL	500.00	415.51	500.00	218.14	500.00	0.00	0.00	750.00	750.00
<a href="#">10-561-4410-0000</a>	FOOD	103,293.00	103,292.03	95,291.00	95,290.03	111,051.00	107,953.03	104,437.68	110,000.00	110,000.00
<a href="#">10-561-4430-0000</a>	SUPPLIES, JANITORIAL	9,357.00	9,356.57	9,761.00	9,760.27	9,000.00	8,833.78	9,500.00	7,500.00	7,500.00
<a href="#">10-561-4435-0000</a>	SUPPLIES, KITCHEN	3,241.00	3,240.54	3,631.00	3,630.51	3,500.00	1,436.56	1,766.98	3,500.00	3,500.00
<a href="#">10-561-4440-0000</a>	SUPPLIES, LAUNDRY	2,734.00	2,733.22	2,300.00	1,363.20	3,000.00	1,154.40	1,455.00	3,000.00	3,000.00
<b>ReportGroup: 410 - Supplies Total:</b>		<b>122,325.00</b>	<b>122,578.66</b>	<b>115,583.00</b>	<b>114,295.96</b>	<b>131,051.00</b>	<b>123,334.19</b>	<b>121,159.66</b>	<b>128,750.00</b>	<b>128,750.00</b>
<b>ReportGroup: 420 - Other Services &amp; Charges</b>										
<a href="#">10-561-4500-0000</a>	CONTRACT SERVICE	14,988.00	14,987.85	3,564.00	3,563.90	74,033.00	71,131.99	60,000.00	70,000.00	70,000.00
<a href="#">10-561-4500-SG18</a>	CONTRACT SERVICE, OLS	0.00	0.00	0.00	0.00	9,691.00	9,691.00	9,691.00	0.00	0.00
<a href="#">10-561-4620-0000</a>	COMMUNICATIONS	2,786.00	2,783.09	3,358.00	3,223.97	3,374.00	2,487.57	2,797.12	3,660.00	3,660.00
<b>Budget Detail</b>										
<b>Budget Code</b>	<b>Description</b>			<b>Units</b>	<b>Price</b>	<b>Amount</b>				
2022-2023	CELL REIM			12.00	165.00	1,980.00				
2022-2023	PHONE & EPIK (FAX)			12.00	140.00	1,680.00				
<a href="#">10-561-4645-0000</a>	INMATE, MEDICAL	57,200.00	46,280.60	164,800.00	164,782.18	179,144.00	181,923.61	192,000.00	175,000.00	175,000.00
<b>Budget Detail</b>										
<b>Budget Code</b>	<b>Description</b>			<b>Units</b>	<b>Price</b>	<b>Amount</b>				
2022-2023	CONTRACT MEDICAL			12.00	12,715.00	152,580.00				
2022-2023	DENTAL			1.00	13,500.00	13,500.00				
2022-2023	MEDICAL ADD			1.00	8,920.00	8,920.00				
<a href="#">10-561-4646-0000</a>	INMATE, MISCELLANEOUS	500.00	0.00	850.00	437.36	1,500.00	1,446.81	1,000.00	2,500.00	2,500.00

**Budget - ADOPTED**

For Fiscal: 2021-2022 Period Ending: 09/30/2022

								Defined Budgets			
		2019-2020	2019-2020	2020-2021	2020-2021	2021-2022	2021-2022	2021-2022	2022-2023	2022-2023	
		Total Budget	Total Activity	Total Budget	Total Activity	Total Budget	YTD Activity	PJ	PROPOSED	2022-2023	
<a href="#">10-561-4647-0000</a>	INMATE, RX & MEDICAL SUPP	28,000.00	22,225.70	28,000.00	25,096.65	17,000.00	8,907.28	13,000.00	5,000.00	5,000.00	
<a href="#">10-561-4648-0000</a>	INMATE, TRANSPORT EXP	4,323.00	3,783.24	8,602.00	8,601.29	10,500.00	9,499.84	10,500.00	8,000.00	8,000.00	
<a href="#">10-561-4680-0000</a>	TRAVEL/TRAINING	2,092.00	2,091.57	4,866.00	4,240.06	5,800.00	6,068.36	5,717.00	5,000.00	5,000.00	
<a href="#">10-561-4710-0000</a>	INSURANCE/BONDS	400.00	384.00	400.00	379.00	400.00	392.00	392.00	412.00	412.00	
<a href="#">10-561-4740-0000</a>	UTILITIES	39,931.00	39,397.29	37,330.00	36,631.09	41,500.00	39,354.12	43,000.00	47,000.00	47,000.00	
<a href="#">10-561-4750-0000</a>	REPAIR & MAINTENANCE	34,467.00	34,466.70	39,159.00	39,158.30	37,000.00	34,586.70	38,150.00	40,000.00	40,000.00	
<a href="#">10-561-4760-0000</a>	SUPPORT & MAINTENANCE	6,539.00	6,124.74	22,653.00	5,635.83	7,178.00	6,000.55	6,300.00	7,350.00	7,350.00	
<b>Budget Detail</b>											
<b>Budget Code</b>	<b>Description</b>			<b>Units</b>	<b>Price</b>	<b>Amount</b>					
2022-2023	COMPUTER TECH			25.00	100.00	2,500.00					
2022-2023	JMS MOBILE APP SUPPORT			1.00	858.00	858.00					
2022-2023	SOUTHERN SOFTWARE			1.00	3,992.00	3,992.00					
<a href="#">10-561-4760-SG18</a>	SUPPORT & MAINTENANCE	0.00	0.00	0.00	0.00	17,100.00	17,100.00	17,100.00	22,800.00	22,800.00	
<b>Budget Detail</b>											
<b>Budget Code</b>	<b>Description</b>			<b>Units</b>	<b>Price</b>	<b>Amount</b>					
2022-2023	LEO			1.00	22,800.00	22,800.00					
<a href="#">10-561-4785-0000</a>	UNIFORMS	2,983.00	2,981.33	3,222.00	3,221.82	5,000.00	4,161.30	4,300.00	3,500.00	3,500.00	
<b>ReportGroup: 420 - Other Services &amp; Charges Total:</b>		<b>194,209.00</b>	<b>175,506.11</b>	<b>316,804.00</b>	<b>294,971.45</b>	<b>409,220.00</b>	<b>392,751.13</b>	<b>403,947.12</b>	<b>390,222.00</b>	<b>390,222.00</b>	
<b>ReportGroup: 430 - Capital Outlay</b>											
<a href="#">10-561-5500-0000</a>	CAPITAL OUTLAY	23,000.00	7,830.53	22,589.00	22,588.69	73,125.00	76,916.98	29,593.00	72,000.00	64,000.00	
<b>Budget Detail</b>											
<b>Budget Code</b>	<b>Description</b>			<b>Units</b>	<b>Price</b>	<b>Amount</b>					
2022-2023	GUTTER - REPLACE 450'			1.00	9,000.00	9,000.00					
2022-2023	VAN			1.00	55,000.00	55,000.00					
<a href="#">10-561-5600-0000</a>	CAPITAL OUTLAY - INVENTORY	7,650.00	7,120.00	3,500.00	2,915.00	4,090.00	0.00	4,090.00	0.00	0.00	
<b>ReportGroup: 430 - Capital Outlay Total:</b>		<b>30,650.00</b>	<b>14,950.53</b>	<b>26,089.00</b>	<b>25,503.69</b>	<b>77,215.00</b>	<b>76,916.98</b>	<b>33,683.00</b>	<b>72,000.00</b>	<b>64,000.00</b>	
<b>Department: 561 - CORRECTIONS Total:</b>		<b>1,532,075.00</b>	<b>1,431,629.21</b>	<b>1,646,344.00</b>	<b>1,579,545.35</b>	<b>1,825,467.00</b>	<b>1,684,458.75</b>	<b>1,752,455.06</b>	<b>1,962,103.00</b>	<b>1,954,103.00</b>	
<b>Department: 562 - LAW ENFORCEMENT CONTRACT</b>											
<b>ReportGroup: 400 - Payroll Expenses</b>											
<a href="#">10-562-4042-0000</a>	SALARY, DEPUTIES-LNRA	50,679.00	50,677.60	51,693.00	41,736.26	53,761.00	49,613.78	53,761.00	55,374.00	55,374.00	
<a href="#">10-562-4055-0000</a>	SALARY, DEPUTIES-FORMOSA (19)	52,903.00	52,900.87	53,961.00	53,839.39	56,120.00	51,791.04	56,120.00	57,804.00	57,804.00	
<a href="#">10-562-4056-0000</a>	SALARIES, DEPUTIES (SRO) (19)	52,903.00	52,902.72	53,961.00	16,693.17	0.00	0.00	0.00	0.00	0.00	
<a href="#">10-562-4085-0000</a>	LONGEVITY	888.00	888.00	1,248.00	1,248.00	296.00	296.00	296.00	560.00	560.00	

Budget - ADOPTED

For Fiscal: 2021-2022 Period Ending: 09/30/2022

		2019-2020	2019-2020	2020-2021	2020-2021	2021-2022	2021-2022	Defined Budgets		
		Total Budget	Total Activity	Total Budget	Total Activity	Total Budget	YTD Activity	2021-2022	2022-2023	2022-2023
								PJ	PROPOSED	2022-2023
<a href="#">10-562-4195-0000</a>	SALARY, OVERTIME	385.83	334.97	10,750.33	17,213.43	11,041.26	12,535.21	14,036.00	0.00	0.00
<a href="#">10-562-4201-0000</a>	FRG BENE, SOC SEC TAXES	12,040.00	11,227.89	13,128.40	9,751.03	9,273.66	8,704.53	9,996.02	8,701.00	8,701.00
<a href="#">10-562-4202-0000</a>	FRG BENE, GROUP INS	47,762.00	47,559.89	49,213.00	27,754.51	28,023.00	25,688.08	28,023.36	28,956.00	28,956.00
<a href="#">10-562-4203-0000</a>	FRG BENE, RETIREMENT	15,344.00	15,420.01	15,411.00	12,536.84	11,217.00	11,588.85	13,008.52	10,862.00	10,862.00
<a href="#">10-562-4204-0000</a>	FRG BENE, WORK COMP	1,980.00	1,956.60	2,076.00	1,755.76	1,237.00	1,151.88	1,536.00	1,630.00	1,630.00
<a href="#">10-562-4206-0000</a>	FRG BENE, UNEMPLOYMENT C...	95.00	102.20	81.00	65.24	56.00	57.04	65.54	57.00	57.00
<b>ReportGroup: 400 - Payroll Expenses Total:</b>		<b>234,979.83</b>	<b>233,970.75</b>	<b>251,522.73</b>	<b>182,593.63</b>	<b>171,024.92</b>	<b>161,426.41</b>	<b>176,842.44</b>	<b>163,944.00</b>	<b>163,944.00</b>
<b>ReportGroup: 410 - Supplies</b>										
<a href="#">10-562-4445-0000</a>	SUPPLIES, LAW ENFORCEMENT	7,957.20	7,957.20	0.00	0.00	0.00	0.00	0.00	0.00	0.00
<b>ReportGroup: 410 - Supplies Total:</b>		<b>7,957.20</b>	<b>7,957.20</b>	<b>0.00</b>	<b>0.00</b>	<b>0.00</b>	<b>0.00</b>	<b>0.00</b>	<b>0.00</b>	<b>0.00</b>
<b>ReportGroup: 420 - Other Services &amp; Charges</b>										
<a href="#">10-562-4620-0000</a>	COMMUNICATIONS	550.00	300.00	600.00	300.00	600.00	550.00	600.00	600.00	600.00
<b>Budget Detail</b>										
<b>Budget Code</b>	<b>Description</b>			<b>Units</b>	<b>Price</b>	<b>Amount</b>				
2022-2023	CELL REIM:LNRA			12.00	25.00	300.00				
2022-2023	CELL REIMB:FORMOSA			12.00	25.00	300.00				
<a href="#">10-562-4680-0000</a>	TRAVEL/TRAIING	500.00	0.00	500.00	0.00	500.00	0.00	0.00	500.00	500.00
<a href="#">10-562-4785-0000</a>	UNIFORMS	150.00	24.00	150.00	0.00	0.00	0.00	0.00	0.00	0.00
<b>ReportGroup: 420 - Other Services &amp; Charges Total:</b>		<b>1,200.00</b>	<b>324.00</b>	<b>1,250.00</b>	<b>300.00</b>	<b>1,100.00</b>	<b>550.00</b>	<b>600.00</b>	<b>1,100.00</b>	<b>1,100.00</b>
<b>Department: 562 - LAW ENFORCEMENT CONTRACT Total:</b>		<b>244,137.03</b>	<b>242,251.95</b>	<b>252,772.73</b>	<b>182,893.63</b>	<b>172,124.92</b>	<b>161,976.41</b>	<b>177,442.44</b>	<b>165,044.00</b>	<b>165,044.00</b>
<b>Department: 570 - JUVENILE PROBATION</b>										
<b>ReportGroup: 400 - Payroll Expenses</b>										
<a href="#">10-570-4021-0000</a>	CHIEF PROBATION OFFICER	0.00	0.00	0.00	0.00	0.00	0.00	3,642.00	911.00	2,023.00
<a href="#">10-570-4085-0000</a>	LONGEVITY	688.00	688.00	784.00	784.00	880.00	880.00	880.00	976.00	976.00
<a href="#">10-570-4150-0000</a>	SALARY, SECRETARY	33,256.00	27,460.20	33,921.00	33,229.92	35,278.00	29,933.00	35,278.00	36,337.00	36,337.00
<a href="#">10-570-4201-0000</a>	FRG BENE, SOC SEC TAXES	2,597.00	2,065.15	2,655.00	2,482.31	2,693.00	2,264.45	2,853.00	2,925.00	3,009.00
<a href="#">10-570-4202-0000</a>	FRG BENE, GROUP INS	12,517.00	10,794.78	12,896.00	12,895.44	13,874.00	12,705.16	15,030.00	14,342.00	14,342.00
<a href="#">10-570-4203-0000</a>	FRG BENE, RETIREMENT	3,310.00	2,732.17	3,325.00	3,257.63	3,681.00	3,120.55	2,833.00	3,651.00	3,766.00
<a href="#">10-570-4204-0000</a>	FRG BENE, WORK COMP	67.00	63.01	80.00	67.16	72.00	44.79	60.00	68.00	73.00
<a href="#">10-570-4206-0000</a>	FRG BENE, UNEMPLOYMENT C...	21.00	16.34	18.00	16.97	19.00	15.42	20.00	20.00	20.00
<b>ReportGroup: 400 - Payroll Expenses Total:</b>		<b>52,456.00</b>	<b>43,819.65</b>	<b>53,679.00</b>	<b>52,733.43</b>	<b>56,497.00</b>	<b>48,963.37</b>	<b>60,596.00</b>	<b>59,230.00</b>	<b>60,546.00</b>

Budget - ADOPTED

For Fiscal: 2021-2022 Period Ending: 09/30/2022

		2019-2020	2019-2020	2020-2021	2020-2021	2021-2022	2021-2022	Defined Budgets		
		Total Budget	Total Activity	Total Budget	Total Activity	Total Budget	YTD Activity	2021-2022	2022-2023	2022-2023
								PJ	PROPOSED	2022-2023
<b>ReportGroup: 410 - Supplies</b>										
<a href="#">10-570-4310-0000</a>	OFFICE - OPERATING	10,000.00	(3.69)	9,370.00	5,020.08	7,125.00	2,478.68	5,740.00	7,235.00	7,235.00
<b>Budget Detail</b>										
<b>Budget Code</b>	<b>Description</b>			<b>Units</b>	<b>Price</b>	<b>Amount</b>				
2022-2023	AUDIT			1.00	5,000.00	5,000.00				
2022-2023	OFFICE EXPENSE & SUPPLIES			1.00	2,235.00	2,235.00				
<b>ReportGroup: 410 - Supplies Total:</b>		<b>10,000.00</b>	<b>(3.69)</b>	<b>9,370.00</b>	<b>5,020.08</b>	<b>7,125.00</b>	<b>2,478.68</b>	<b>5,740.00</b>	<b>7,235.00</b>	<b>7,235.00</b>
<b>ReportGroup: 420 - Other Services &amp; Charges</b>										
<a href="#">10-570-4570-0000</a>	EXT CONT - COMMUNITY BASED	0.00	0.00	29,793.00	29,791.72	60,000.00	55,492.46	60,000.00	60,000.00	60,000.00
<a href="#">10-570-4571-0000</a>	EXT CONT - YOUTH SERVICES	87.00	0.00	308.00	307.60	110.00	110.00	110.00	0.00	0.00
<a href="#">10-570-4575-0000</a>	INTERCOUNTY CONT - DETENTI...	0.00	0.00	0.00	0.00	3,020.00	0.00	0.00	20,000.00	20,000.00
<a href="#">10-570-4575-SG18</a>	INTERCOUNTY CONT - DETENTI...	0.00	0.00	0.00	0.00	10,870.00	10,870.00	10,870.00	0.00	0.00
<a href="#">10-570-4620-0000</a>	COMMUNICATIONS	0.00	0.00	2,340.00	212.40	2,236.00	1,638.60	2,219.02	600.00	600.00
<b>Budget Detail</b>										
<b>Budget Code</b>	<b>Description</b>			<b>Units</b>	<b>Price</b>	<b>Amount</b>				
2022-2023	PHONE			12.00	50.00	600.00				
<a href="#">10-570-4680-0000</a>	TRAVEL/TRAINING	1,413.00	0.00	1,500.00	51.30	2,500.00	678.18	1,256.77	1,500.00	1,500.00
<a href="#">10-570-4710-0000</a>	INSURANCE/BONDS	0.00	0.00	178.00	177.50	0.00	0.00	0.00	0.00	0.00
<a href="#">10-570-4760-0000</a>	SUPPORT & MAINTENANCE	0.00	0.00	1,425.00	266.12	450.00	273.74	350.00	600.00	600.00
<a href="#">10-570-4785-0000</a>	UNIFORMS	0.00	0.00	115.00	114.75	616.00	395.25	448.00	0.00	0.00
<b>ReportGroup: 420 - Other Services &amp; Charges Total:</b>		<b>1,500.00</b>	<b>0.00</b>	<b>35,659.00</b>	<b>30,921.39</b>	<b>79,802.00</b>	<b>69,458.23</b>	<b>75,253.79</b>	<b>82,700.00</b>	<b>82,700.00</b>
<b>ReportGroup: 430 - Capital Outlay</b>										
<a href="#">10-570-5500-0000</a>	CAPITAL OUTLAY	0.00	0.00	657.00	466.89	0.00	0.00	0.00	1,500.00	1,500.00
<b>Budget Detail</b>										
<b>Budget Code</b>	<b>Description</b>			<b>Units</b>	<b>Price</b>	<b>Amount</b>				
2022-2023	COMPUTER			1.00	1,500.00	1,500.00				
<a href="#">10-570-5600-0000</a>	CAPTIAL OUTLAY - INVENTORY	553.00	0.00	814.00	813.56	0.00	0.00	0.00	0.00	0.00
<b>ReportGroup: 430 - Capital Outlay Total:</b>		<b>553.00</b>	<b>0.00</b>	<b>1,471.00</b>	<b>1,280.45</b>	<b>0.00</b>	<b>0.00</b>	<b>0.00</b>	<b>1,500.00</b>	<b>1,500.00</b>
<b>Department: 570 - JUVENILE PROBATION Total:</b>		<b>64,509.00</b>	<b>43,815.96</b>	<b>100,179.00</b>	<b>89,955.35</b>	<b>143,424.00</b>	<b>120,900.28</b>	<b>141,589.79</b>	<b>150,665.00</b>	<b>151,981.00</b>

Budget - ADOPTED

For Fiscal: 2021-2022 Period Ending: 09/30/2022

		2019-2020	2019-2020	2020-2021	2020-2021	2021-2022	2021-2022	Defined Budgets		
		Total Budget	Total Activity	Total Budget	Total Activity	Total Budget	YTD Activity	2021-2022	2022-2023	2022-2023
								PJ	PROPOSED	2022-2023
<b>Department: 578 - 24TH JUD DIST/ADULT PROB</b>										
<b>ReportGroup: 420 - Other Services &amp; Charges</b>										
<a href="#">10-578-4620-0000</a>	COMMUNICATIONS	2,752.00	2,751.59	2,867.00	2,866.14	2,913.00	2,165.36	2,461.78	1,440.00	1,440.00
<b>Budget Detail</b>										
<b>Budget Code</b>	<b>Description</b>			<b>Units</b>	<b>Price</b>	<b>Amount</b>				
2022-2023	PHONE			12.00	120.00	1,440.00				
<b>ReportGroup: 420 - Other Services &amp; Charges Total:</b>		<b>2,752.00</b>	<b>2,751.59</b>	<b>2,867.00</b>	<b>2,866.14</b>	<b>2,913.00</b>	<b>2,165.36</b>	<b>2,461.78</b>	<b>1,440.00</b>	<b>1,440.00</b>
<b>ReportGroup: 430 - Capital Outlay</b>										
<a href="#">10-578-5600-0000</a>	CAPITAL OUTLAY - INVENTORY	600.00	54.90	0.00	519.99	0.00	0.00	0.00	575.00	575.00
<b>Budget Detail</b>										
<b>Budget Code</b>	<b>Description</b>			<b>Units</b>	<b>Price</b>	<b>Amount</b>				
2022-2023	PRINTER			1.00	575.00	575.00				
<b>ReportGroup: 430 - Capital Outlay Total:</b>		<b>600.00</b>	<b>54.90</b>	<b>0.00</b>	<b>519.99</b>	<b>0.00</b>	<b>0.00</b>	<b>0.00</b>	<b>575.00</b>	<b>575.00</b>
<b>Department: 578 - 24TH JUD DIST/ADULT PROB Total:</b>		<b>3,352.00</b>	<b>2,806.49</b>	<b>2,867.00</b>	<b>3,386.13</b>	<b>2,913.00</b>	<b>2,165.36</b>	<b>2,461.78</b>	<b>2,015.00</b>	<b>2,015.00</b>
<b>Department: 581 - DPS/TROOPERS</b>										
<b>ReportGroup: 400 - Payroll Expenses</b>										
<a href="#">10-581-4180-0000</a>	SALARY, PART TIME SECRETARIES	0.00	0.00	8,450.00	1,561.80	22,505.00	12,627.00	12,883.50	23,299.00	23,299.00
<a href="#">10-581-4201-0000</a>	FRG BENE, SOC SEC TAXES	0.00	0.00	765.00	119.47	1,731.00	965.97	985.58	1,783.00	1,783.00
<a href="#">10-581-4203-0000</a>	FRG BENE, RETIREMENT	0.00	0.00	958.00	147.90	2,303.00	1,283.60	1,274.48	2,226.00	2,226.00
<a href="#">10-581-4204-0000</a>	FRG BENE, WORK COMP	0.00	0.00	25.00	4.82	45.00	27.93	18.62	40.00	40.00
<a href="#">10-581-4206-0000</a>	FRG BENE, UNEMPLOYMENT C...	0.00	0.00	5.00	0.78	12.00	6.30	6.44	12.00	12.00
<b>ReportGroup: 400 - Payroll Expenses Total:</b>		<b>0.00</b>	<b>0.00</b>	<b>10,203.00</b>	<b>1,834.77</b>	<b>26,596.00</b>	<b>14,910.80</b>	<b>15,168.62</b>	<b>27,360.00</b>	<b>27,360.00</b>
<b>ReportGroup: 410 - Supplies</b>										
<a href="#">10-581-4310-0000</a>	OFFICE SUPPLIES & EXPENSES	300.00	150.90	355.00	354.32	700.00	476.12	300.00	500.00	500.00
<a href="#">10-581-4445-0000</a>	SUPPLIES, LAW ENFORCEMENT	700.00	699.93	0.00	0.00	214.00	0.00	0.00	500.00	500.00
<b>ReportGroup: 410 - Supplies Total:</b>		<b>1,000.00</b>	<b>850.83</b>	<b>355.00</b>	<b>354.32</b>	<b>914.00</b>	<b>476.12</b>	<b>300.00</b>	<b>1,000.00</b>	<b>1,000.00</b>
<b>ReportGroup: 420 - Other Services &amp; Charges</b>										
<a href="#">10-581-4620-0000</a>	COMMUNICATIONS	50.00	0.00	0.00	0.00	0.00	0.00	0.00	0.00	0.00
<a href="#">10-581-4750-0000</a>	REPAIR AND MAINTENANCE	100.00	0.00	3,002.00	3,001.12	209.00	208.37	416.74	100.00	100.00
<b>ReportGroup: 420 - Other Services &amp; Charges Total:</b>		<b>150.00</b>	<b>0.00</b>	<b>3,002.00</b>	<b>3,001.12</b>	<b>209.00</b>	<b>208.37</b>	<b>416.74</b>	<b>100.00</b>	<b>100.00</b>
<b>Department: 581 - DPS/TROOPERS Total:</b>		<b>1,150.00</b>	<b>850.83</b>	<b>13,560.00</b>	<b>5,190.21</b>	<b>27,719.00</b>	<b>15,595.29</b>	<b>15,885.36</b>	<b>28,460.00</b>	<b>28,460.00</b>

Budget - ADOPTED

For Fiscal: 2021-2022 Period Ending: 09/30/2022

		2019-2020	2019-2020	2020-2021	2020-2021	2021-2022	2021-2022	Defined Budgets		
		Total Budget	Total Activity	Total Budget	Total Activity	Total Budget	YTD Activity	2021-2022	2022-2023	2022-2023
								PJ	PROPOSED	2022-2023
<b>Department: 582 - DPS/LICENSE &amp; WEIGHT</b>										
<b>ReportGroup: 410 - Supplies</b>										
<a href="#">10-582-4445-0000</a>	SUPPLIES, LAW ENFORCEMENT	200.00	0.00	200.00	190.12	279.00	278.97	278.97	300.00	300.00
<b>ReportGroup: 410 - Supplies Total:</b>		<b>200.00</b>	<b>0.00</b>	<b>200.00</b>	<b>190.12</b>	<b>279.00</b>	<b>278.97</b>	<b>278.97</b>	<b>300.00</b>	<b>300.00</b>
<b>ReportGroup: 420 - Other Services &amp; Charges</b>										
<a href="#">10-582-4710-0000</a>	INSURANCE/BONDS	439.00	439.00	486.00	486.00	585.00	585.00	585.00	615.00	615.00
<a href="#">10-582-4740-0000</a>	UTILITIES	600.00	380.07	465.00	464.45	447.00	416.03	378.76	600.00	600.00
<a href="#">10-582-4750-0000</a>	REPAIR AND MAINTENANCE	1,483.00	180.00	865.00	865.00	2,027.00	2,026.20	3,852.40	1,500.00	1,500.00
<a href="#">10-582-4770-0000</a>	RENTAL	0.00	0.00	38.00	0.00	1,200.00	1,200.00	1,200.00	1,200.00	1,200.00
<b>Budget Detail</b>										
<b>Budget Code</b>	<b>Description</b>			<b>Units</b>	<b>Price</b>	<b>Amount</b>				
2022-2023	RENTAL-(PORT A POTTY)			1.00	1,200.00	1,200.00				
<b>ReportGroup: 420 - Other Services &amp; Charges Total:</b>		<b>2,522.00</b>	<b>999.07</b>	<b>1,854.00</b>	<b>1,815.45</b>	<b>4,259.00</b>	<b>4,227.23</b>	<b>6,016.16</b>	<b>3,915.00</b>	<b>3,915.00</b>
<b>Department: 582 - DPS/LICENSE &amp; WEIGHT Total:</b>		<b>2,722.00</b>	<b>999.07</b>	<b>2,054.00</b>	<b>2,005.57</b>	<b>4,538.00</b>	<b>4,506.20</b>	<b>6,295.13</b>	<b>4,215.00</b>	<b>4,215.00</b>
<b>Department: 595 - SANITATION</b>										
<b>ReportGroup: 400 - Payroll Expenses</b>										
<a href="#">10-595-4085-0000</a>	LONGEVITY	3,320.00	3,320.00	2,992.00	2,992.00	3,184.00	3,184.00	3,184.00	3,536.00	3,536.00
<a href="#">10-595-4171-0000</a>	SALARY, LANDFILL	44,336.00	42,800.52	16,400.00	16,400.00	47,032.00	36,708.01	47,032.00	48,443.00	48,443.00
<a href="#">10-595-4172-0000</a>	SALARY, LANDFILL	44,336.00	43,135.21	45,223.00	45,219.20	47,032.00	43,411.22	47,032.00	48,443.00	48,443.00
<a href="#">10-595-4180-0000</a>	SALARY, PART/TIME TRANS STA	6,404.00	6,060.04	8,656.00	8,655.12	8,000.00	0.00	0.00	6,000.00	6,000.00
<a href="#">10-595-4192-0000</a>	SALARY, LANDFILL	45,427.00	44,708.73	46,336.00	46,321.65	48,190.00	44,467.21	48,190.00	50,583.00	50,583.00
<a href="#">10-595-4201-0000</a>	FRG BENE, SOC SEC TAXES	11,118.00	10,521.28	8,705.00	8,689.46	11,739.00	9,030.50	9,873.24	12,011.00	12,011.00
<a href="#">10-595-4202-0000</a>	FRG BENE, GROUP INS	39,775.00	38,835.81	37,893.00	37,892.16	51,307.00	47,031.16	51,306.72	53,024.00	53,024.00
<a href="#">10-595-4203-0000</a>	FRG BENE, RETIREMENT	14,169.00	13,626.95	11,445.00	11,444.05	15,620.00	12,969.72	13,805.36	14,994.00	14,994.00
<a href="#">10-595-4204-0000</a>	FRG BENE, WORK COMP	3,191.00	3,040.60	2,714.20	2,714.16	2,893.00	1,667.28	1,111.52	2,338.00	2,338.00
<a href="#">10-595-4206-0000</a>	FRG BENE, UNEMPLOYMENT C...	88.00	87.19	58.00	59.78	77.00	63.88	69.74	79.00	79.00
<b>ReportGroup: 400 - Payroll Expenses Total:</b>		<b>212,164.00</b>	<b>206,136.33</b>	<b>180,422.20</b>	<b>180,387.58</b>	<b>235,074.00</b>	<b>198,532.98</b>	<b>221,604.58</b>	<b>239,451.00</b>	<b>239,451.00</b>
<b>ReportGroup: 410 - Supplies</b>										
<a href="#">10-595-4310-0000</a>	OFFICE SUPPLIES & EXPENSES	2,700.00	2,422.42	3,459.00	3,458.46	3,903.00	3,652.56	3,903.00	3,800.00	3,800.00
<a href="#">10-595-4360-0000</a>	FUEL	10,385.00	10,384.22	4,068.00	4,067.40	6,000.00	2,991.34	3,020.00	4,000.00	4,000.00
<a href="#">10-595-4375-0000</a>	PARTS, SUPPLIES, REPAIRS	27,173.00	27,108.92	31,591.00	31,590.12	25,000.00	24,265.65	23,314.88	25,000.00	25,000.00
<b>ReportGroup: 410 - Supplies Total:</b>		<b>40,258.00</b>	<b>39,915.56</b>	<b>39,118.00</b>	<b>39,115.98</b>	<b>34,903.00</b>	<b>30,909.55</b>	<b>30,237.88</b>	<b>32,800.00</b>	<b>32,800.00</b>

Budget - ADOPTED

For Fiscal: 2021-2022 Period Ending: 09/30/2022

		2019-2020	2019-2020	2020-2021	2020-2021	2021-2022	2021-2022	Defined Budgets		
		Total Budget	Total Activity	Total Budget	Total Activity	Total Budget	YTD Activity	2021-2022	2022-2023	2022-2023
								PJ	PROPOSED	2022-2023
<b>ReportGroup: 420 - Other Services &amp; Charges</b>										
<a href="#">10-595-4540-0000</a>	DISPOSAL FEES	114,978.00	114,977.07	196,495.04	196,494.49	236,808.00	200,839.19	220,900.00	224,940.00	224,940.00
<b>Budget Detail</b>										
<b>Budget Code</b>	<b>Description</b>			<b>Units</b>	<b>Price</b>	<b>Amount</b>				
2022-2023	REFRIGERANT			12.00	150.00	1,800.00				
2022-2023	TDS			12.00	17,000.00	204,000.00				
2022-2023	TDS RECYCLING			4.00	1,035.00	4,140.00				
2022-2023	TIRES			1.00	15,000.00	15,000.00				
<a href="#">10-595-4620-0000</a>	COMMUNICATIONS	1,676.00	1,675.68	1,535.30	1,535.30	1,560.00	1,203.86	1,356.50	1,140.00	1,140.00
<b>Budget Detail</b>										
<b>Budget Code</b>	<b>Description</b>			<b>Units</b>	<b>Price</b>	<b>Amount</b>				
2022-2023	CELL REIMBURSEMENT			12.00	40.00	480.00				
2022-2023	INTERNET			12.00	40.00	480.00				
2022-2023	PHONE			12.00	15.00	180.00				
<a href="#">10-595-4680-0000</a>	TRAVEL/TRAINING	311.00	310.22	2,757.00	2,756.42	2,000.00	564.02	900.54	2,000.00	2,000.00
<a href="#">10-595-4710-0000</a>	INSURANCE/BONDS	3,828.00	3,828.00	4,034.00	4,034.00	4,730.00	4,730.00	4,730.00	4,950.00	4,950.00
<a href="#">10-595-4740-0000</a>	UTILITIES	2,300.00	1,934.88	2,956.00	2,955.45	2,600.00	2,579.19	2,600.00	2,700.00	2,700.00
<a href="#">10-595-4770-0000</a>	RENTAL	0.00	0.00	0.00	0.00	3,263.00	0.00	0.00	0.00	0.00
<a href="#">10-595-4785-0000</a>	UNIFORMS	133.00	867.97	739.00	738.36	1,000.00	711.39	711.39	1,000.00	1,000.00
<a href="#">10-595-4950-0000</a>	UNCLASSIFIED	400.00	400.00	400.00	400.00	400.00	400.00	400.00	400.00	400.00
<b>ReportGroup: 420 - Other Services &amp; Charges Total:</b>		<b>123,626.00</b>	<b>123,993.82</b>	<b>208,916.34</b>	<b>208,914.02</b>	<b>252,361.00</b>	<b>211,027.65</b>	<b>231,598.43</b>	<b>237,130.00</b>	<b>237,130.00</b>
<b>ReportGroup: 430 - Capital Outlay</b>										
<a href="#">10-595-5500-0000</a>	CAPITAL OUTLAY	15,467.00	15,785.11	28,671.00	28,670.07	57,500.00	54,441.83	54,441.83	32,651.00	32,651.00
<b>Budget Detail</b>										
<b>Budget Code</b>	<b>Description</b>			<b>Units</b>	<b>Price</b>	<b>Amount</b>				
2022-2023	COMPACTOR RECEIVER 40 CYD			1.00	10,200.00	10,200.00				
2022-2023	COMPACTOR,STATIONARY RECYCLE - INCLUDES ELECTRICAL			1.00	22,451.00	22,451.00				
<a href="#">10-595-5600-0000</a>	CAPITAL OUTLAY - INVENTORY	2,200.00	2,220.00	0.00	0.00	0.00	0.00	0.00	0.00	0.00
<b>ReportGroup: 430 - Capital Outlay Total:</b>		<b>17,667.00</b>	<b>18,005.11</b>	<b>28,671.00</b>	<b>28,670.07</b>	<b>57,500.00</b>	<b>54,441.83</b>	<b>54,441.83</b>	<b>32,651.00</b>	<b>32,651.00</b>
<b>Department: 595 - SANITATION Total:</b>		<b>393,715.00</b>	<b>388,050.82</b>	<b>457,127.54</b>	<b>457,087.65</b>	<b>579,838.00</b>	<b>494,912.01</b>	<b>537,882.72</b>	<b>542,032.00</b>	<b>542,032.00</b>
<b>Department: 600 - PERMITTING &amp; INSPECTIONS</b>										
<b>ReportGroup: 400 - Payroll Expenses</b>										
<a href="#">10-600-4085-0000</a>	LONGEVITY	304.00	304.00	0.00	0.00	112.00	112.00	112.00	208.00	208.00

**Budget - ADOPTED**

For Fiscal: 2021-2022 Period Ending: 09/30/2022

								Defined Budgets			
		2019-2020	2019-2020	2020-2021	2020-2021	2021-2022	2021-2022	2021-2022	2022-2023	2022-2023	
		Total Budget	Total Activity	Total Budget	Total Activity	Total Budget	YTD Activity	PJ	PROPOSED	2022-2023	
<a href="#">10-600-4175-0000</a>	SALARY, ENVIRONMENTAL OFF	36,461.00	27,575.70	39,480.00	37,620.00	41,222.00	37,627.26	42,204.00	43,471.00	43,471.00	
<a href="#">10-600-4180-0000</a>	SALARY, PART TIME	3,323.00	3,223.04	0.00	0.00	0.00	0.00	0.00	0.00	0.00	
<a href="#">10-600-4201-0000</a>	FRG BENE, SOC SEC TAXES	3,067.00	2,274.20	3,105.00	2,844.87	3,088.00	2,835.99	3,068.48	3,342.00	3,342.00	
<a href="#">10-600-4202-0000</a>	FRG BENE, GROUP INS	12,767.00	9,574.74	13,159.00	12,895.44	13,874.00	12,717.76	13,873.92	14,342.00	14,342.00	
<a href="#">10-600-4203-0000</a>	FRG BENE, RETIREMENT	3,909.00	3,017.81	3,888.00	3,599.97	4,158.00	3,835.62	4,045.68	4,172.00	4,172.00	
<a href="#">10-600-4204-0000</a>	FRG BENE, WORK COMP	81.00	77.88	82.00	69.28	75.00	46.56	31.04	66.00	66.00	
<a href="#">10-600-4206-0000</a>	FRG BENE, UNEMPLOYMENT C...	25.00	20.72	21.00	18.81	22.00	18.87	20.40	22.00	22.00	
<b>ReportGroup: 400 - Payroll Expenses Total:</b>		<b>59,937.00</b>	<b>46,068.09</b>	<b>59,735.00</b>	<b>57,048.37</b>	<b>62,551.00</b>	<b>57,194.06</b>	<b>63,355.52</b>	<b>65,623.00</b>	<b>65,623.00</b>	
<b>ReportGroup: 410 - Supplies</b>											
<a href="#">10-600-4310-0000</a>	OFFICE SUPPLIES & EXPENSE	1,454.00	1,453.51	1,974.00	759.74	1,204.00	1,000.13	549.64	1,500.00	1,500.00	
<b>ReportGroup: 410 - Supplies Total:</b>		<b>1,454.00</b>	<b>1,453.51</b>	<b>1,974.00</b>	<b>759.74</b>	<b>1,204.00</b>	<b>1,000.13</b>	<b>549.64</b>	<b>1,500.00</b>	<b>1,500.00</b>	
<b>ReportGroup: 420 - Other Services &amp; Charges</b>											
<a href="#">10-600-4560-0000</a>	FLOOD PLAIN PERMITS	4,050.00	4,050.00	1,100.00	1,100.00	0.00	0.00	0.00	0.00	0.00	
<a href="#">10-600-4620-0000</a>	COMMUNICATIONS	2,341.00	1,740.57	1,634.00	1,633.21	1,668.00	1,439.31	1,553.74	636.00	636.00	
<b>Budget Detail</b>											
<b>Budget Code</b>	<b>Description</b>			<b>Units</b>	<b>Price</b>	<b>Amount</b>					
2022-2023	CELL REIM			12.00	25.00	300.00					
2022-2023	PHONE			12.00	28.00	336.00					
<a href="#">10-600-4630-0000</a>	ORGANIZATIONAL DUES	200.00	0.00	200.00	0.00	0.00	0.00	0.00	0.00	0.00	
<a href="#">10-600-4680-0000</a>	TRAVEL/TRAINING	2,328.00	2,327.04	5,500.00	3,129.02	5,300.00	3,569.97	3,496.20	5,500.00	5,500.00	
<a href="#">10-600-4760-0000</a>	SUPPORT & MAINTENANCE	770.00	401.24	2,775.00	2,322.00	3,303.00	2,940.35	3,100.00	2,920.00	2,920.00	
<b>Budget Detail</b>											
<b>Budget Code</b>	<b>Description</b>			<b>Units</b>	<b>Price</b>	<b>Amount</b>					
2022-2023	COMPUTER TECH			5.00	100.00	500.00					
2022-2023	SAFE SOFTWARE			1.00	400.00	400.00					
2022-2023	VISTA: BACKUP			1.00	1,320.00	1,320.00					
2022-2023	VISTA: SUPP & MAINT			1.00	700.00	700.00					
<b>ReportGroup: 420 - Other Services &amp; Charges Total:</b>		<b>9,689.00</b>	<b>8,518.85</b>	<b>11,209.00</b>	<b>8,184.23</b>	<b>10,271.00</b>	<b>7,949.63</b>	<b>8,149.94</b>	<b>9,056.00</b>	<b>9,056.00</b>	
<b>ReportGroup: 430 - Capital Outlay</b>											
<a href="#">10-600-5500-0000</a>	CAPITAL OUTLAY	0.00	0.00	0.00	0.00	0.00	0.00	0.00	1,900.00	1,900.00	
<b>Budget Detail</b>											
<b>Budget Code</b>	<b>Description</b>			<b>Units</b>	<b>Price</b>	<b>Amount</b>					
2022-2023	COMPUTER W/34" DUAL SCREEN			1.00	1,900.00	1,900.00					



Budget - ADOPTED

For Fiscal: 2021-2022 Period Ending: 09/30/2022

		2019-2020		2020-2021		2021-2022		Defined Budgets		2022-2023	
		Total Budget	Total Activity	Total Budget	Total Activity	Total Budget	YTD Activity	2021-2022 PJ	PROPOSED	2022-2023	2022-2023
<a href="#">10-600-5600-0000</a>	CAPITAL OUTLAY - INVENTORY	270.00	269.55	0.00	0.00	0.00	0.00	0.00	0.00	0.00	0.00
	<b>ReportGroup: 430 - Capital Outlay Total:</b>	<b>270.00</b>	<b>269.55</b>	<b>0.00</b>	<b>0.00</b>	<b>0.00</b>	<b>0.00</b>	<b>0.00</b>	<b>1,900.00</b>	<b>1,900.00</b>	
	<b>Department: 600 - PERMITTING &amp; INSPECTIONS Total:</b>	<b>71,350.00</b>	<b>56,310.00</b>	<b>72,918.00</b>	<b>65,992.34</b>	<b>74,026.00</b>	<b>66,143.82</b>	<b>72,055.10</b>	<b>78,079.00</b>	<b>78,079.00</b>	
	<b>Department: 640 - HEALTH &amp; HUMAN SERVICES</b>										
	<b>ReportGroup: 420 - Other Services &amp; Charges</b>										
<a href="#">10-640-4555-0000</a>	ENVIRONMENTAL SERVICES	24,000.00	24,000.00	24,000.00	24,000.00	24,000.00	22,000.00	24,000.00	25,200.00	25,200.00	
<a href="#">10-640-4840-0000</a>	GULF BEND CENTER	25,594.00	25,594.00	20,475.00	20,475.20	20,475.00	20,475.00	20,475.00	25,600.00	25,600.00	
<a href="#">10-640-4841-0000</a>	SENIOR CITIZENS CENTER	25,000.00	25,000.00	25,000.00	25,000.00	25,000.00	25,000.00	25,000.00	28,000.00	28,000.00	
<a href="#">10-640-4842-0000</a>	CHILD ADVOCACY SERVICES	2,680.00	2,646.62	3,220.00	3,200.33	3,220.00	3,219.31	3,220.00	3,220.00	3,220.00	
	<b>ReportGroup: 420 - Other Services &amp; Charges Total:</b>	<b>77,274.00</b>	<b>77,240.62</b>	<b>72,695.00</b>	<b>72,675.53</b>	<b>72,695.00</b>	<b>70,694.31</b>	<b>72,695.00</b>	<b>82,020.00</b>	<b>82,020.00</b>	
	<b>Department: 640 - HEALTH &amp; HUMAN SERVICES Total:</b>	<b>77,274.00</b>	<b>77,240.62</b>	<b>72,695.00</b>	<b>72,675.53</b>	<b>72,695.00</b>	<b>70,694.31</b>	<b>72,695.00</b>	<b>82,020.00</b>	<b>82,020.00</b>	
	<b>Department: 650 - COUNTY LIBRARY</b>										
	<b>ReportGroup: 400 - Payroll Expenses</b>										
<a href="#">10-650-4002-0000</a>	SALARY, APPOINTED OFFICIAL	42,935.00	42,835.03	43,794.00	43,751.88	45,546.00	41,406.65	45,546.00	46,913.00	46,913.00	
<a href="#">10-650-4030-0000</a>	SALARY, ASSISTANT	34,269.00	33,791.77	35,974.00	29,302.94	37,413.00	31,948.85	37,413.00	38,536.00	38,536.00	
<a href="#">10-650-4085-0000</a>	LONGEVITY	1,528.00	1,528.00	1,720.00	1,720.00	1,896.00	1,896.00	1,896.00	552.00	552.00	
<a href="#">10-650-4180-0000</a>	SALARY, PART TIME SECRETARIES	15,000.00	13,693.41	16,000.00	15,900.58	15,600.00	14,694.91	15,323.00	16,068.00	16,068.00	
<a href="#">10-650-4201-0000</a>	FRG BENE, SOC SEC TAXES	7,247.00	6,802.63	7,382.00	6,728.94	7,685.00	6,826.31	7,477.02	7,809.00	7,809.00	
<a href="#">10-650-4202-0000</a>	FRG BENE, GROUP INS	25,032.00	25,031.04	25,791.00	25,790.88	27,748.00	24,279.36	25,435.52	28,684.00	28,684.00	
<a href="#">10-650-4203-0000</a>	FRG BENE, RETIREMENT	9,237.00	8,935.23	9,244.00	8,687.68	10,227.00	9,122.05	9,801.86	9,748.00	9,748.00	
<a href="#">10-650-4204-0000</a>	FRG BENE, WORK COMP	216.00	177.88	188.00	159.08	171.00	69.06	46.04	97.00	97.00	
<a href="#">10-650-4206-0000</a>	FRG BENE, UNEMPLOYMENT C...	57.00	57.79	49.00	45.26	51.00	44.98	49.60	52.00	52.00	
	<b>ReportGroup: 400 - Payroll Expenses Total:</b>	<b>135,521.00</b>	<b>132,852.78</b>	<b>140,142.00</b>	<b>132,087.24</b>	<b>146,337.00</b>	<b>130,288.17</b>	<b>142,988.04</b>	<b>148,459.00</b>	<b>148,459.00</b>	
	<b>ReportGroup: 410 - Supplies</b>										
<a href="#">10-650-4310-0000</a>	OFFICE SUPPLIES & EXPENSES	5,650.00	4,756.44	5,174.83	4,363.23	4,535.00	3,416.98	1,421.86	4,800.00	4,800.00	
<a href="#">10-650-4330-0000</a>	BOOKS, LIBRARY	35,000.00	33,957.43	34,000.00	30,976.06	34,000.00	33,264.91	36,000.00	36,000.00	36,000.00	
<a href="#">10-650-4332-0000</a>	BOOKS, GRANTS	4,021.00	2,772.66	1,232.42	1,231.73	1,232.42	982.55	1,232.42	0.00	0.00	
<a href="#">10-650-4332-FF10</a>	BOOKS & OTHER, GRANTS, TSLAC	0.00	0.00	0.00	0.00	3,132.00	2,219.30	3,132.00	0.00	0.00	
	<b>ReportGroup: 410 - Supplies Total:</b>	<b>44,671.00</b>	<b>41,486.53</b>	<b>40,407.25</b>	<b>36,571.02</b>	<b>42,899.42</b>	<b>39,883.74</b>	<b>41,786.28</b>	<b>40,800.00</b>	<b>40,800.00</b>	

Budget - ADOPTED

For Fiscal: 2021-2022 Period Ending: 09/30/2022

		2019-2020	2019-2020	2020-2021	2020-2021	2021-2022	2021-2022	Defined Budgets		
		Total Budget	Total Activity	Total Budget	Total Activity	Total Budget	YTD Activity	2021-2022	2022-2023	2022-2023
								PJ	PROPOSED	2022-2023
<b>ReportGroup: 420 - Other Services &amp; Charges</b>										
<a href="#">10-650-4620-0000</a>	COMMUNICATIONS	1,692.00	1,690.45	1,294.00	1,293.86	1,331.00	1,048.21	1,041.32	816.00	816.00
<b>Budget Detail</b>										
<b>Budget Code</b>	<b>Description</b>			<b>Units</b>	<b>Price</b>	<b>Amount</b>				
2022-2023	PHONE			12.00	68.00	816.00				
<a href="#">10-650-4675-0000</a>	PUBLICATIONS & SUBSCRIPTIONS	3,700.00	2,956.40	800.00	284.60	1,180.00	1,095.24	830.90	700.00	700.00
<a href="#">10-650-4680-0000</a>	TRAVEL/TRAINING	1,493.00	484.85	1,145.00	561.00	1,690.00	474.00	550.00	2,370.00	2,370.00
<a href="#">10-650-4760-0000</a>	SUPPORT & MAINTENANCE	6,139.00	5,805.96	8,246.00	7,135.82	8,227.00	6,248.03	8,227.00	8,392.00	8,392.00
<b>Budget Detail</b>										
<b>Budget Code</b>	<b>Description</b>			<b>Units</b>	<b>Price</b>	<b>Amount</b>				
2022-2023	BIBLIONIX LICENSE			1.00	1,900.00	1,900.00				
2022-2023	COMPUTER TECH			24.00	100.00	2,400.00				
2022-2023	CONTENT MGR			1.00	150.00	150.00				
2022-2023	COPIER MAINT			1.00	400.00	400.00				
2022-2023	CYBRARIAN			1.00	675.00	675.00				
2022-2023	MICROFICHE MAINT			1.00	1,385.00	1,385.00				
2022-2023	OVERDRIVE INC			1.00	1,000.00	1,000.00				
2022-2023	TEX-SHARE			1.00	382.00	382.00				
2022-2023	WEB HOSTING			1.00	100.00	100.00				
<b>ReportGroup: 420 - Other Services &amp; Charges Total:</b>		<b>13,024.00</b>	<b>10,937.66</b>	<b>11,485.00</b>	<b>9,275.28</b>	<b>12,428.00</b>	<b>8,865.48</b>	<b>10,649.22</b>	<b>12,278.00</b>	<b>12,278.00</b>
<b>ReportGroup: 430 - Capital Outlay</b>										
<a href="#">10-650-5500-0000</a>	CAPITAL OUTLAY	3,629.00	3,629.00	1,183.00	1,182.57	2,635.00	2,634.94	2,635.00	3,000.00	3,000.00
<b>Budget Detail</b>										
<b>Budget Code</b>	<b>Description</b>			<b>Units</b>	<b>Price</b>	<b>Amount</b>				
2022-2023	COMPUTER - PUBLIC			2.00	1,500.00	3,000.00				
<a href="#">10-650-5600-0000</a>	CAPITAL OUTLY - INVENTORY	353.00	0.00	3,585.00	3,584.17	0.00	0.00	0.00	0.00	0.00
<b>ReportGroup: 430 - Capital Outlay Total:</b>		<b>3,982.00</b>	<b>3,629.00</b>	<b>4,768.00</b>	<b>4,766.74</b>	<b>2,635.00</b>	<b>2,634.94</b>	<b>2,635.00</b>	<b>3,000.00</b>	<b>3,000.00</b>
<b>Department: 650 - COUNTY LIBRARY Total:</b>		<b>197,198.00</b>	<b>188,905.97</b>	<b>196,802.25</b>	<b>182,700.28</b>	<b>204,299.42</b>	<b>181,672.33</b>	<b>198,058.54</b>	<b>204,537.00</b>	<b>204,537.00</b>
<b>Department: 660 - PARKS</b>										
<b>ReportGroup: 420 - Other Services &amp; Charges</b>										
<a href="#">10-660-4710-0000</a>	INSURANCE/BONDS	1,854.00	1,854.00	2,063.00	2,063.00	2,387.00	2,387.00	2,387.00	2,506.00	2,506.00
<a href="#">10-660-4740-0000</a>	UTILITIES	380.00	377.33	483.00	480.73	500.00	488.33	500.00	500.00	500.00
<a href="#">10-660-4750-0000</a>	REPAIRS & MAINTENANCE	3,337.00	3,336.64	2,719.00	2,501.17	2,738.00	1,440.00	1,440.00	3,000.00	3,000.00

Budget - ADOPTED

For Fiscal: 2021-2022 Period Ending: 09/30/2022

		2019-2020	2019-2020	2020-2021	2020-2021	2021-2022	2021-2022	Defined Budgets		
		Total Budget	Total Activity	Total Budget	Total Activity	Total Budget	YTD Activity	2021-2022	2022-2023	2022-2023
								PJ	PROPOSED	2022-2023
<b>Budget Detail</b>										
<b>Budget Code</b>	<b>Description</b>			<b>Units</b>	<b>Price</b>	<b>Amount</b>				
2022-2023	MISCELLANEOUS REPAIRS			1.00	1,560.00	1,560.00				
2022-2023	SEPTIC MAINT - MAURITZ			1.00	1,440.00	1,440.00				
<b>ReportGroup: 420 - Other Services &amp; Charges Total:</b>		<b>5,571.00</b>	<b>5,567.97</b>	<b>5,265.00</b>	<b>5,044.90</b>	<b>5,625.00</b>	<b>4,315.33</b>	<b>4,327.00</b>	<b>6,006.00</b>	<b>6,006.00</b>
<b>Department: 660 - PARKS Total:</b>		<b>5,571.00</b>	<b>5,567.97</b>	<b>5,265.00</b>	<b>5,044.90</b>	<b>5,625.00</b>	<b>4,315.33</b>	<b>4,327.00</b>	<b>6,006.00</b>	<b>6,006.00</b>
<b>Department: 665 - AG EXTENSION SERVICE</b>										
<b>ReportGroup: 400 - Payroll Expenses</b>										
<a href="#">10-665-4073-0000</a>	SALARY, SUPL EXTENSION AGT	10,890.00	10,889.84	11,108.00	11,107.98	11,553.00	10,664.16	11,553.00	11,900.00	11,900.00
<a href="#">10-665-4074-0000</a>	SALARY, SUPL EXTENSION AGT	10,890.00	10,889.84	11,108.00	11,107.98	11,553.00	10,664.16	11,553.00	11,900.00	11,900.00
<a href="#">10-665-4085-0000</a>	LONGEVITY	112.00	112.00	208.00	208.00	304.00	304.00	304.00	0.00	0.00
<a href="#">10-665-4150-0000</a>	SALARY, SECRETARIES	36,331.00	30,160.06	37,517.00	32,814.37	39,018.00	30,095.91	39,018.00	40,189.00	40,189.00
<a href="#">10-665-4201-0000</a>	FRG BENE, SOC SEC TAXES	4,489.00	3,893.62	4,586.00	4,039.07	4,776.00	3,724.03	4,228.48	4,896.00	4,896.00
<a href="#">10-665-4202-0000</a>	FRG BENE, GROUP INS	12,516.00	12,515.52	12,896.00	12,895.44	13,874.00	13,049.52	13,873.92	18,949.00	18,949.00
<a href="#">10-665-4203-0000</a>	FRG BENE, RETIREMENT	3,598.00	2,946.85	3,614.00	3,161.15	4,003.00	3,077.96	3,464.46	3,839.00	3,839.00
<a href="#">10-665-4204-0000</a>	FRG BENE, WORK COMP	73.00	81.24	87.00	72.96	79.00	48.69	32.46	69.00	69.00
<a href="#">10-665-4206-0000</a>	FRG BENE, UNEMPLOYMENT C...	36.00	32.67	30.00	27.42	20.00	25.79	29.00	32.00	32.00
<b>ReportGroup: 400 - Payroll Expenses Total:</b>		<b>78,935.00</b>	<b>71,521.64</b>	<b>81,154.00</b>	<b>75,434.37</b>	<b>85,180.00</b>	<b>71,654.22</b>	<b>84,056.32</b>	<b>91,774.00</b>	<b>91,774.00</b>
<b>ReportGroup: 410 - Supplies</b>										
<a href="#">10-665-4310-0000</a>	OFFICE SUPPLIES & EXPENSE	2,323.95	2,323.65	3,948.00	2,275.21	2,250.00	2,137.28	2,234.98	3,000.00	3,000.00
<b>ReportGroup: 410 - Supplies Total:</b>		<b>2,323.95</b>	<b>2,323.65</b>	<b>3,948.00</b>	<b>2,275.21</b>	<b>2,250.00</b>	<b>2,137.28</b>	<b>2,234.98</b>	<b>3,000.00</b>	<b>3,000.00</b>
<b>ReportGroup: 420 - Other Services &amp; Charges</b>										
<a href="#">10-665-4620-0000</a>	COMMUNICATIONS	3,249.00	3,249.31	2,843.00	2,797.72	2,951.00	2,177.02	2,220.70	1,656.00	1,656.00
<b>Budget Detail</b>										
<b>Budget Code</b>	<b>Description</b>			<b>Units</b>	<b>Price</b>	<b>Amount</b>				
2022-2023	CELL REIM			12.00	50.00	600.00				
2022-2023	PHONE			12.00	88.00	1,056.00				
<a href="#">10-665-4680-0000</a>	TRAVEL/TRAINING	87.00	0.00	200.00	0.00	200.00	0.00	0.00	200.00	200.00
<a href="#">10-665-4684-0000</a>	TRAVEL, EXTENSION AGENT	4,198.00	2,371.86	5,000.00	3,397.28	5,479.00	5,123.36	4,800.00	5,000.00	5,000.00
<a href="#">10-665-4685-0000</a>	TRAVEL, EXTENSION AGENT	5,000.00	3,697.73	5,000.00	4,659.27	5,500.00	4,483.94	5,000.00	6,000.00	6,000.00
<a href="#">10-665-4760-0000</a>	SUPPORT & MAINTENANCE	802.00	801.18	242.00	241.82	530.00	504.11	530.00	530.00	530.00
<a href="#">10-665-4770-0000</a>	RENTAL	3,000.00	2,995.44	3,000.00	2,995.44	3,000.00	2,745.82	3,000.00	3,000.00	3,000.00
<b>ReportGroup: 420 - Other Services &amp; Charges Total:</b>		<b>16,336.00</b>	<b>13,115.52</b>	<b>16,285.00</b>	<b>14,091.53</b>	<b>17,660.00</b>	<b>15,034.25</b>	<b>15,550.70</b>	<b>16,386.00</b>	<b>16,386.00</b>

Budget - ADOPTED

For Fiscal: 2021-2022 Period Ending: 09/30/2022

		2019-2020	2019-2020	2020-2021	2020-2021	2021-2022	2021-2022	Defined Budgets		
		Total Budget	Total Activity	Total Budget	Total Activity	Total Budget	YTD Activity	2021-2022	2022-2023	2022-2023
								PJ	PROPOSED	2022-2023
<b>ReportGroup: 430 - Capital Outlay</b>										
<a href="#">10-665-5600-0000</a>	CAPITAL OUTLAY - INVENTORY	1,726.05	1,726.04	1,100.00	869.00	1,191.00	1,191.00	1,570.00	1,300.00	1,300.00
<b>Budget Detail</b>										
<b>Budget Code</b>	<b>Description</b>			<b>Units</b>	<b>Price</b>	<b>Amount</b>				
2022-2023	COMPUTER - COST SHARE			1.00	900.00	900.00				
2022-2023	PRINTER			1.00	400.00	400.00				
<b>ReportGroup: 430 - Capital Outlay Total:</b>		<b>1,726.05</b>	<b>1,726.04</b>	<b>1,100.00</b>	<b>869.00</b>	<b>1,191.00</b>	<b>1,191.00</b>	<b>1,570.00</b>	<b>1,300.00</b>	<b>1,300.00</b>
<b>Department: 665 - AG EXTENSION SERVICE Total:</b>		<b>99,321.00</b>	<b>88,686.85</b>	<b>102,487.00</b>	<b>92,670.11</b>	<b>106,281.00</b>	<b>90,016.75</b>	<b>103,412.00</b>	<b>112,460.00</b>	<b>112,460.00</b>
<b>Department: 670 - U S SOIL CONSERVATION SV</b>										
<b>ReportGroup: 420 - Other Services &amp; Charges</b>										
<a href="#">10-670-4846-0000</a>	JC SOIL & WATER CONSERVATION	2,500.00	2,500.00	3,000.00	3,000.00	3,000.00	3,000.00	3,000.00	3,500.00	3,000.00
<b>ReportGroup: 420 - Other Services &amp; Charges Total:</b>		<b>2,500.00</b>	<b>2,500.00</b>	<b>3,000.00</b>	<b>3,000.00</b>	<b>3,000.00</b>	<b>3,000.00</b>	<b>3,000.00</b>	<b>3,500.00</b>	<b>3,000.00</b>
<b>Department: 670 - U S SOIL CONSERVATION SV Total:</b>		<b>2,500.00</b>	<b>2,500.00</b>	<b>3,000.00</b>	<b>3,000.00</b>	<b>3,000.00</b>	<b>3,000.00</b>	<b>3,000.00</b>	<b>3,500.00</b>	<b>3,000.00</b>
<b>Department: 680 - DEBT SERVICE</b>										
<b>ReportGroup: 460 - Debt Service</b>										
<a href="#">10-680-6300-0000</a>	PRINCIPAL, OTHER INDEBTEDNE...	0.00	0.00	0.00	0.00	3,680.00	3,680.00	3,680.00	2,507.00	2,507.00
<b>Budget Detail</b>										
<b>Budget Code</b>	<b>Description</b>			<b>Units</b>	<b>Price</b>	<b>Amount</b>				
2022-2023	AXON - TASER NOTE (SO)			1.00	2,507.00	2,507.00				
<b>ReportGroup: 460 - Debt Service Total:</b>		<b>0.00</b>	<b>0.00</b>	<b>0.00</b>	<b>0.00</b>	<b>3,680.00</b>	<b>3,680.00</b>	<b>3,680.00</b>	<b>2,507.00</b>	<b>2,507.00</b>
<b>Department: 680 - DEBT SERVICE Total:</b>		<b>0.00</b>	<b>0.00</b>	<b>0.00</b>	<b>0.00</b>	<b>3,680.00</b>	<b>3,680.00</b>	<b>3,680.00</b>	<b>2,507.00</b>	<b>2,507.00</b>
<b>Department: 695 - DISASTER</b>										
<b>ReportGroup: 410 - Supplies</b>										
<a href="#">10-695-4350-0000</a>	SUPPLIES & PARTS	0.00	0.00	0.00	56.63	0.00	0.00	0.00	0.00	0.00
<b>ReportGroup: 410 - Supplies Total:</b>		<b>0.00</b>	<b>0.00</b>	<b>0.00</b>	<b>56.63</b>	<b>0.00</b>	<b>0.00</b>	<b>0.00</b>	<b>0.00</b>	<b>0.00</b>
<b>ReportGroup: 420 - Other Services &amp; Charges</b>										
<a href="#">10-695-4760-0000</a>	SUPPORT & MAINTENANCE	0.00	74.25	0.00	0.00	0.00	0.00	0.00	0.00	0.00
<b>ReportGroup: 420 - Other Services &amp; Charges Total:</b>		<b>0.00</b>	<b>74.25</b>	<b>0.00</b>	<b>0.00</b>	<b>0.00</b>	<b>0.00</b>	<b>0.00</b>	<b>0.00</b>	<b>0.00</b>
<b>ReportGroup: 430 - Capital Outlay</b>										
<a href="#">10-695-5500-0000</a>	CAPITAL OUTLAY	0.00	(1,091.29)	0.00	0.00	0.00	0.00	0.00	0.00	0.00
<b>ReportGroup: 430 - Capital Outlay Total:</b>		<b>0.00</b>	<b>(1,091.29)</b>	<b>0.00</b>	<b>0.00</b>	<b>0.00</b>	<b>0.00</b>	<b>0.00</b>	<b>0.00</b>	<b>0.00</b>
<b>Department: 695 - DISASTER Total:</b>		<b>0.00</b>	<b>(1,017.04)</b>	<b>0.00</b>	<b>56.63</b>	<b>0.00</b>	<b>0.00</b>	<b>0.00</b>	<b>0.00</b>	<b>0.00</b>

Budget - ADOPTED

For Fiscal: 2021-2022 Period Ending: 09/30/2022

		2019-2020		2020-2021		2021-2022		Defined Budgets		
		Total Budget	Total Activity	Total Budget	Total Activity	Total Budget	YTD Activity	2021-2022 PJ	2022-2023 PROPOSED	2022-2023 2022-2023
<b>Department: 700 - TRANSFERS OUT</b>										
<b>ReportGroup: 490 - Other</b>										
<a href="#">10-700-7012-0000</a>	TRS TO PERMANENT IMPROVEM...	199,080.00	199,080.00	174,296.00	174,296.00	45,000.00	45,000.00	45,000.00	544,196.00	574,196.00
<a href="#">10-700-7036-0000</a>	TRS TO HISTORICAL COMMISSION	1,090.00	1,090.00	1,181.00	1,181.00	1,303.00	1,303.00	1,303.00	1,429.00	1,429.00
<a href="#">10-700-7039-0000</a>	TRS TO BRIDGE REPLACEMENT	50,000.00	50,000.00	50,000.00	50,000.00	50,000.00	50,000.00	50,000.00	50,000.00	50,000.00
<a href="#">10-700-7040-0000</a>	TRS TO GEN R&B	0.00	0.00	532.01	619,722.00	0.00	0.00	0.00	0.00	0.00
<a href="#">10-700-7041-0000</a>	TRS TO R&B #1	428,997.00	428,997.00	443,854.75	443,854.75	458,744.00	458,744.00	458,744.00	466,741.00	466,741.00
<a href="#">10-700-7042-0000</a>	TRS TO R&B #2	461,317.00	461,317.00	467,875.00	467,875.00	479,088.00	479,088.00	479,088.00	477,480.00	477,480.00
<a href="#">10-700-7043-0000</a>	TRS TO R&B #3	360,929.00	360,929.00	360,280.00	360,280.00	378,828.00	378,828.00	378,828.00	381,240.00	381,240.00
<a href="#">10-700-7044-0000</a>	TRS TO R&B #4	598,337.00	598,337.00	589,964.00	589,964.00	610,666.00	610,666.00	610,666.00	622,833.00	622,833.00
<a href="#">10-700-7050-0000</a>	TRS TO EQUIP REPLACEMENT #1	20,000.00	20,000.00	20,000.00	20,000.00	20,000.00	20,000.00	20,000.00	20,000.00	20,000.00
<a href="#">10-700-7051-0000</a>	TRS TO EQUIP REPLACEMENT #2	20,000.00	20,000.00	20,000.00	20,000.00	20,000.00	20,000.00	20,000.00	20,000.00	20,000.00
<a href="#">10-700-7052-0000</a>	TRS TO EQUIP REPLACEMENT #3	20,000.00	20,000.00	20,000.00	20,000.00	20,000.00	20,000.00	20,000.00	20,000.00	20,000.00
<a href="#">10-700-7053-0000</a>	TRS TO EQUIP REPLACEMENT #4	20,000.00	20,000.00	20,000.00	20,000.00	20,000.00	20,000.00	20,000.00	20,000.00	20,000.00
<a href="#">10-700-7080-0000</a>	TRS TO AIRPORT	135,134.00	135,134.00	0.00	0.00	0.00	0.00	0.00	0.00	0.00
<b>ReportGroup: 490 - Other Total:</b>		<b>2,314,884.00</b>	<b>2,314,884.00</b>	<b>2,167,982.76</b>	<b>2,787,172.75</b>	<b>2,103,629.00</b>	<b>2,103,629.00</b>	<b>2,103,629.00</b>	<b>2,623,919.00</b>	<b>2,653,919.00</b>
<b>Department: 700 - TRANSFERS OUT Total:</b>		<b>2,314,884.00</b>	<b>2,314,884.00</b>	<b>2,167,982.76</b>	<b>2,787,172.75</b>	<b>2,103,629.00</b>	<b>2,103,629.00</b>	<b>2,103,629.00</b>	<b>2,623,919.00</b>	<b>2,653,919.00</b>
<b>Expense Total:</b>		<b>11,403,030.58</b>	<b>10,943,123.61</b>	<b>11,850,082.84</b>	<b>11,844,286.86</b>	<b>12,812,804.41</b>	<b>11,783,721.81</b>	<b>12,206,294.47</b>	<b>13,209,938.00</b>	<b>13,233,570.00</b>
<b>Fund: 10 - GENERAL Surplus (Deficit):</b>		<b>(49,207.03)</b>	<b>641,431.82</b>	<b>107,992.00</b>	<b>317,528.37</b>	<b>(31,300.42)</b>	<b>938,327.49</b>	<b>399,685.13</b>	<b>404,323.00</b>	<b>0.00</b>

Budget - ADOPTED

For Fiscal: 2021-2022 Period Ending: 09/30/2022

		2019-2020	2019-2020	2020-2021	2020-2021	2021-2022	2021-2022	Defined Budgets		
		Total Budget	Total Activity	Total Budget	Total Activity	Total Budget	YTD Activity	2021-2022	2022-2023	
								PJ	PROPOSED	
									2022-2023	
									2022-2023	
<b>Fund: 12 - PERMANENT IMPROVEMENT</b>										
<b>Revenue</b>										
<b>Department: 360 - INTEREST</b>										
<b>ReportGroup: 350 - Miscellaneous Revenue</b>										
<a href="#">12-360-3600-0000</a>	INTEREST	20,000.00	12,804.37	4,800.00	1,210.95	1,000.00	5,144.41	8,144.00	5,500.00	5,500.00
<b>ReportGroup: 350 - Miscellaneous Revenue Total:</b>		<b>20,000.00</b>	<b>12,804.37</b>	<b>4,800.00</b>	<b>1,210.95</b>	<b>1,000.00</b>	<b>5,144.41</b>	<b>8,144.00</b>	<b>5,500.00</b>	<b>5,500.00</b>
<b>Department: 360 - INTEREST Total:</b>		<b>20,000.00</b>	<b>12,804.37</b>	<b>4,800.00</b>	<b>1,210.95</b>	<b>1,000.00</b>	<b>5,144.41</b>	<b>8,144.00</b>	<b>5,500.00</b>	<b>5,500.00</b>
<b>Department: 367 - CONTRIBUTIONS &amp; DONATIONS</b>										
<b>ReportGroup: 350 - Miscellaneous Revenue</b>										
<a href="#">12-367-3670-0000</a>	CONTRIBUTIONS & DONATIONS	0.00	0.00	0.00	0.00	0.00	50,000.00	50,000.00	0.00	0.00
<b>ReportGroup: 350 - Miscellaneous Revenue Total:</b>		<b>0.00</b>	<b>0.00</b>	<b>0.00</b>	<b>0.00</b>	<b>0.00</b>	<b>50,000.00</b>	<b>50,000.00</b>	<b>0.00</b>	<b>0.00</b>
<b>Department: 367 - CONTRIBUTIONS &amp; DONATIONS Total:</b>		<b>0.00</b>	<b>0.00</b>	<b>0.00</b>	<b>0.00</b>	<b>0.00</b>	<b>50,000.00</b>	<b>50,000.00</b>	<b>0.00</b>	<b>0.00</b>
<b>Department: 390 - OTHER FINANCING SOURCES</b>										
<b>ReportGroup: 390 - Other revenue</b>										
<a href="#">12-390-3910-0000</a>	TRS FROM GENERAL	199,080.00	199,080.00	174,296.00	174,296.00	45,000.00	45,000.00	45,000.00	544,196.00	574,196.00
<b>ReportGroup: 390 - Other revenue Total:</b>		<b>199,080.00</b>	<b>199,080.00</b>	<b>174,296.00</b>	<b>174,296.00</b>	<b>45,000.00</b>	<b>45,000.00</b>	<b>45,000.00</b>	<b>544,196.00</b>	<b>574,196.00</b>
<b>Department: 390 - OTHER FINANCING SOURCES Total:</b>		<b>199,080.00</b>	<b>199,080.00</b>	<b>174,296.00</b>	<b>174,296.00</b>	<b>45,000.00</b>	<b>45,000.00</b>	<b>45,000.00</b>	<b>544,196.00</b>	<b>574,196.00</b>
<b>Revenue Total:</b>		<b>219,080.00</b>	<b>211,884.37</b>	<b>179,096.00</b>	<b>175,506.95</b>	<b>46,000.00</b>	<b>100,144.41</b>	<b>103,144.00</b>	<b>549,696.00</b>	<b>579,696.00</b>
<b>Expense</b>										
<b>Department: 516 - PERMANENT IMPROVEMENT</b>										
<b>ReportGroup: 420 - Other Services &amp; Charges</b>										
<a href="#">12-516-4750-0000</a>	REPAIR & MAINTENANCE	17,350.00	17,350.00	34,200.00	21,025.85	43,177.00	36,899.30	38,000.00	20,000.00	20,000.00
<b>Budget Detail</b>										
<b>Budget Code</b>	<b>Description</b>			<b>Units</b>	<b>Price</b>	<b>Amount</b>				
2022-2023	CRTHSE: LED LIGHTING			1.00	2,000.00	2,000.00				
2022-2023	MISC REPAIRS			1.00	7,800.00	7,800.00				
2022-2023	SB: GUTTERS			1.00	3,000.00	3,000.00				
2022-2023	SB: LED LIGHTING			1.00	2,000.00	2,000.00				
2022-2023	SB: SEWERLINE REPLACEMENT			1.00	5,200.00	5,200.00				
<b>ReportGroup: 420 - Other Services &amp; Charges Total:</b>		<b>17,350.00</b>	<b>17,350.00</b>	<b>34,200.00</b>	<b>21,025.85</b>	<b>43,177.00</b>	<b>36,899.30</b>	<b>38,000.00</b>	<b>20,000.00</b>	<b>20,000.00</b>

Budget - ADOPTED

For Fiscal: 2021-2022 Period Ending: 09/30/2022

		2019-2020	2019-2020	2020-2021	2020-2021	2021-2022	2021-2022	Defined Budgets		
		Total Budget	Total Activity	Total Budget	Total Activity	Total Budget	YTD Activity	2021-2022	2022-2023	2022-2023
								PJ	PROPOSED	2022-2023
<b>ReportGroup: 430 - Capital Outlay</b>										
<a href="#">12-516-5500-0000</a>	CAPITAL OUTLAY	315,000.00	0.00	490,000.00	0.00	420,823.00	50,337.16	100,000.00	942,200.00	972,200.00
<b>Budget Detail</b>										
<b>Budget Code</b>	<b>Description</b>			<b>Units</b>	<b>Price</b>	<b>Amount</b>				
2022-2023	COURTHOUSE: PACKAGE UNIT - DA			1.00	13,700.00	13,700.00				
2022-2023	CRTHSE: STRUCTUAL ENGINEER - IMPACT GLASS			1.00	25,000.00	25,000.00				
2022-2023	MUSEUM: OLD JAIL RENOVATION			1.00	887,000.00	887,000.00				
2022-2023	PARKING LOT: PAVE & STRIPE			1.00	16,500.00	16,500.00				
2022-2023	SB: A/C PACKAGE UNITS - AUDITORIUM			2.00	15,000.00	30,000.00				
<b>ReportGroup: 430 - Capital Outlay Total:</b>		<b>315,000.00</b>	<b>0.00</b>	<b>490,000.00</b>	<b>0.00</b>	<b>420,823.00</b>	<b>50,337.16</b>	<b>100,000.00</b>	<b>942,200.00</b>	<b>972,200.00</b>
<b>Department: 516 - PERMANENT IMPROVEMENT Total:</b>		<b>332,350.00</b>	<b>17,350.00</b>	<b>524,200.00</b>	<b>21,025.85</b>	<b>464,000.00</b>	<b>87,236.46</b>	<b>138,000.00</b>	<b>962,200.00</b>	<b>992,200.00</b>
<b>Expense Total:</b>		<b>332,350.00</b>	<b>17,350.00</b>	<b>524,200.00</b>	<b>21,025.85</b>	<b>464,000.00</b>	<b>87,236.46</b>	<b>138,000.00</b>	<b>962,200.00</b>	<b>992,200.00</b>
<b>Fund: 12 - PERMANENT IMPROVEMENT Surplus (Deficit):</b>		<b>(113,270.00)</b>	<b>194,534.37</b>	<b>(345,104.00)</b>	<b>154,481.10</b>	<b>(418,000.00)</b>	<b>12,907.95</b>	<b>(34,856.00)</b>	<b>(412,504.00)</b>	<b>(412,504.00)</b>

Budget - ADOPTED

For Fiscal: 2021-2022 Period Ending: 09/30/2022

		2019-2020	2019-2020	2020-2021	2020-2021	2021-2022	2021-2022	Defined Budgets		
		Total Budget	Total Activity	Total Budget	Total Activity	Total Budget	YTD Activity	2021-2022	2022-2023	2022-2023
								PJ	PROPOSED	2022-2023
<b>Fund: 15 - COMMISSARY TELEPHONE</b>										
<b>Revenue</b>										
Department: 342 - CHARGES FOR SERVICES										
ReportGroup: 330 - Charges for Services										
<a href="#">15-342-3265-0000</a>	TELEPHONE SALES/COMMISSIO...	45,000.00	52,674.67	47,500.00	46,171.24	45,000.00	47,110.42	51,217.00	50,000.00	50,000.00
<b>ReportGroup: 330 - Charges for Services Total:</b>		<b>45,000.00</b>	<b>52,674.67</b>	<b>47,500.00</b>	<b>46,171.24</b>	<b>45,000.00</b>	<b>47,110.42</b>	<b>51,217.00</b>	<b>50,000.00</b>	<b>50,000.00</b>
<b>Department: 342 - CHARGES FOR SERVICES Total:</b>		<b>45,000.00</b>	<b>52,674.67</b>	<b>47,500.00</b>	<b>46,171.24</b>	<b>45,000.00</b>	<b>47,110.42</b>	<b>51,217.00</b>	<b>50,000.00</b>	<b>50,000.00</b>
<b>Revenue Total:</b>		<b>45,000.00</b>	<b>52,674.67</b>	<b>47,500.00</b>	<b>46,171.24</b>	<b>45,000.00</b>	<b>47,110.42</b>	<b>51,217.00</b>	<b>50,000.00</b>	<b>50,000.00</b>
<b>Expense</b>										
Department: 563 - COMMISSIONS, TELEPHONE										
ReportGroup: 400 - Payroll Expenses										
<a href="#">15-563-4071-0000</a>	UNIFORM ALLOWANCE	4,500.00	4,428.30	4,500.00	4,200.94	3,900.00	3,874.80	3,900.00	4,200.00	4,200.00
<a href="#">15-563-4201-0000</a>	FRG BENE, SOC SEC TAXES	345.00	338.76	345.00	295.82	299.00	270.38	292.80	322.00	322.00
<a href="#">15-563-4203-0000</a>	FRG BENE, RETIREMENT	439.00	518.38	432.00	402.23	398.00	393.63	416.38	402.00	402.00
<a href="#">15-563-4204-0000</a>	FRG BENE, WORK COMP	57.00	55.80	59.00	53.04	44.00	43.77	29.18	61.00	61.00
<a href="#">15-563-4206-0000</a>	FRG BENE, UNEMPLOYMENT C...	2.70	2.21	3.00	2.04	3.00	1.84	1.88	3.00	3.00
<b>ReportGroup: 400 - Payroll Expenses Total:</b>		<b>5,343.70</b>	<b>5,343.45</b>	<b>5,339.00</b>	<b>4,954.07</b>	<b>4,644.00</b>	<b>4,584.42</b>	<b>4,640.24</b>	<b>4,988.00</b>	<b>4,988.00</b>
<b>ReportGroup: 410 - Supplies</b>										
<a href="#">15-563-4310-0000</a>	OFFICE SUPPLIES & EXPENSES	600.00	72.70	700.00	698.53	600.00	469.10	600.00	600.00	600.00
<a href="#">15-563-4445-0000</a>	SUPPLIES, LAW ENFORCEMENT	5,000.00	4,116.89	6,286.00	6,285.96	7,120.00	8,671.28	8,671.28	5,000.00	5,000.00
<b>ReportGroup: 410 - Supplies Total:</b>		<b>5,600.00</b>	<b>4,189.59</b>	<b>6,986.00</b>	<b>6,984.49</b>	<b>7,720.00</b>	<b>9,140.38</b>	<b>9,271.28</b>	<b>5,600.00</b>	<b>5,600.00</b>
<b>ReportGroup: 420 - Other Services &amp; Charges</b>										
<a href="#">15-563-4685-0000</a>	UNIFORMS	350.00	0.00	179.00	0.00	350.00	0.00	0.00	350.00	350.00
<a href="#">15-563-4950-0000</a>	UNCLASSIFIED	9,207.00	1,299.00	11,272.00	759.50	7,480.00	0.00	0.00	20,000.00	20,000.00
<b>ReportGroup: 420 - Other Services &amp; Charges Total:</b>		<b>9,557.00</b>	<b>1,299.00</b>	<b>11,451.00</b>	<b>759.50</b>	<b>7,830.00</b>	<b>0.00</b>	<b>0.00</b>	<b>20,350.00</b>	<b>20,350.00</b>
<b>ReportGroup: 430 - Capital Outlay</b>										
<a href="#">15-563-5500-0000</a>	CAPITAL OUTLAY	43,793.00	43,543.77	0.00	0.00	46,000.00	14,645.00	14,825.00	50,000.00	50,000.00

**Budget Detail**

Budget Code	Description	Units	Price	Amount
2022-2023	TAHOE	1.00	50,000.00	50,000.00



Budget - ADOPTED

For Fiscal: 2021-2022 Period Ending: 09/30/2022

	2019-2020 Total Budget	2019-2020 Total Activity	2020-2021 Total Budget	2020-2021 Total Activity	2021-2022 Total Budget	2021-2022 YTD Activity	Defined Budgets		2022-2023 PROPOSED	2022-2023 2022-2023
							2021-2022 PJ			
<a href="#">15-563-5600-0000</a> CAPITAL OUTLAY - INVENTORY	0.00	0.00	513.00	512.46	400.00	379.98	380.00		0.00	0.00
<b>ReportGroup: 430 - Capital Outlay Total:</b>	<b>43,793.00</b>	<b>43,543.77</b>	<b>513.00</b>	<b>512.46</b>	<b>46,400.00</b>	<b>15,024.98</b>	<b>15,205.00</b>		<b>50,000.00</b>	<b>50,000.00</b>
<b>Department: 563 - COMMISSIONS, TELEPHONE Total:</b>	<b>64,293.70</b>	<b>54,375.81</b>	<b>24,289.00</b>	<b>13,210.52</b>	<b>66,594.00</b>	<b>28,749.78</b>	<b>29,116.52</b>		<b>80,938.00</b>	<b>80,938.00</b>
<b>Expense Total:</b>	<b>64,293.70</b>	<b>54,375.81</b>	<b>24,289.00</b>	<b>13,210.52</b>	<b>66,594.00</b>	<b>28,749.78</b>	<b>29,116.52</b>		<b>80,938.00</b>	<b>80,938.00</b>
<b>Fund: 15 - COMMISSARY TELEPHONE Surplus (Deficit):</b>	<b>(19,293.70)</b>	<b>(1,701.14)</b>	<b>23,211.00</b>	<b>32,960.72</b>	<b>(21,594.00)</b>	<b>18,360.64</b>	<b>22,100.48</b>		<b>(30,938.00)</b>	<b>(30,938.00)</b>

Budget - ADOPTED

For Fiscal: 2021-2022 Period Ending: 09/30/2022

		2019-2020	2019-2020	2020-2021	2020-2021	2021-2022	2021-2022	Defined Budgets		
		Total Budget	Total Activity	Total Budget	Total Activity	Total Budget	YTD Activity	2021-2022	2022-2023	2022-2023
								PJ	PROPOSED	2022-2023
<b>Fund: 17 - DISTRICT ATTORNEY-HOT CHK</b>										
<b>Revenue</b>										
<b>Department: 340 - CHARGES FOR SERVICES</b>										
<b>ReportGroup: 330 - Charges for Services</b>										
<a href="#">17-340-3460-0000</a>	HOT CHECK FEES, DIST ATTY	400.00	125.71	250.00	150.00	250.00	125.00	125.00	0.00	0.00
<b>ReportGroup: 330 - Charges for Services Total:</b>		<b>400.00</b>	<b>125.71</b>	<b>250.00</b>	<b>150.00</b>	<b>250.00</b>	<b>125.00</b>	<b>125.00</b>	<b>0.00</b>	<b>0.00</b>
<b>Department: 340 - CHARGES FOR SERVICES Total:</b>		<b>400.00</b>	<b>125.71</b>	<b>250.00</b>	<b>150.00</b>	<b>250.00</b>	<b>125.00</b>	<b>125.00</b>	<b>0.00</b>	<b>0.00</b>
<b>Revenue Total:</b>		<b>400.00</b>	<b>125.71</b>	<b>250.00</b>	<b>150.00</b>	<b>250.00</b>	<b>125.00</b>	<b>125.00</b>	<b>0.00</b>	<b>0.00</b>
<b>Expense</b>										
<b>Department: 437 - CRIMINAL DISTRICT ATTORNEY</b>										
<b>ReportGroup: 400 - Payroll Expenses</b>										
<a href="#">17-437-4180-0000</a>	SALARY, PART TIME SECRETARIES	3,000.00	0.00	3,000.00	0.00	3,000.00	1,829.53	1,829.53	1,500.00	1,500.00
<a href="#">17-437-4201-0000</a>	FRG BENE, SOC SEC TAXES	230.00	0.00	230.00	0.00	230.00	139.96	139.96	115.00	115.00
<a href="#">17-437-4203-0000</a>	FRG BENE, RETIREMENT	293.00	0.00	288.00	0.00	306.00	173.26	173.26	144.00	144.00
<a href="#">17-437-4204-0000</a>	FRG BENE, WORK COMP	6.00	3.30	6.00	0.00	6.00	2.48	1.24	3.00	3.00
<a href="#">17-437-4206-0000</a>	FRG BENE, UNEMPLOYMENT C...	2.00	(3.30)	2.00	0.00	2.00	0.91	0.91	1.00	1.00
<b>ReportGroup: 400 - Payroll Expenses Total:</b>		<b>3,531.00</b>	<b>0.00</b>	<b>3,526.00</b>	<b>0.00</b>	<b>3,544.00</b>	<b>2,146.14</b>	<b>2,144.90</b>	<b>1,763.00</b>	<b>1,763.00</b>
<b>ReportGroup: 420 - Other Services &amp; Charges</b>										
<a href="#">17-437-4950-0000</a>	UNCLASSIFIED	0.00	0.00	0.00	0.00	0.00	0.00	0.00	200.00	200.00
<b>ReportGroup: 420 - Other Services &amp; Charges Total:</b>		<b>0.00</b>	<b>0.00</b>	<b>0.00</b>	<b>0.00</b>	<b>0.00</b>	<b>0.00</b>	<b>0.00</b>	<b>200.00</b>	<b>200.00</b>
<b>Department: 437 - CRIMINAL DISTRICT ATTORNEY Total:</b>		<b>3,531.00</b>	<b>0.00</b>	<b>3,526.00</b>	<b>0.00</b>	<b>3,544.00</b>	<b>2,146.14</b>	<b>2,144.90</b>	<b>1,963.00</b>	<b>1,963.00</b>
<b>Expense Total:</b>		<b>3,531.00</b>	<b>0.00</b>	<b>3,526.00</b>	<b>0.00</b>	<b>3,544.00</b>	<b>2,146.14</b>	<b>2,144.90</b>	<b>1,963.00</b>	<b>1,963.00</b>
<b>Fund: 17 - DISTRICT ATTORNEY-HOT CHK Surplus (Deficit):</b>		<b>(3,131.00)</b>	<b>125.71</b>	<b>(3,276.00)</b>	<b>150.00</b>	<b>(3,294.00)</b>	<b>(2,021.14)</b>	<b>(2,019.90)</b>	<b>(1,963.00)</b>	<b>(1,963.00)</b>

Budget - ADOPTED

For Fiscal: 2021-2022 Period Ending: 09/30/2022

		2019-2020	2019-2020	2020-2021	2020-2021	2021-2022	2021-2022	Defined Budgets		
		Total Budget	Total Activity	Total Budget	Total Activity	Total Budget	YTD Activity	2021-2022	2022-2023	2022-2023
								PJ	PROPOSED	2022-2023
<b>Fund: 18 - ELECTIONS ADMINISTRATION</b>										
<b>Revenue</b>										
<b>Department: 000 - Department 000</b>										
<b>ReportGroup: 320 - Intergovernmental Revenue</b>										
<a href="#">18-000-3114-0000</a>	HAVA - CARES	14,320.42	0.00	0.00	0.00	0.00	0.00	0.00	0.00	0.00
<b>ReportGroup: 320 - Intergovernmental Revenue Total:</b>		<b>14,320.42</b>	<b>0.00</b>	<b>0.00</b>	<b>0.00</b>	<b>0.00</b>	<b>0.00</b>	<b>0.00</b>	<b>0.00</b>	<b>0.00</b>
<b>Department: 000 - Department 000 Total:</b>		<b>14,320.42</b>	<b>0.00</b>	<b>0.00</b>	<b>0.00</b>	<b>0.00</b>	<b>0.00</b>	<b>0.00</b>	<b>0.00</b>	<b>0.00</b>
<b>Department: 330 - FEDERAL GRANTS</b>										
<b>ReportGroup: 320 - Intergovernmental Revenue</b>										
<a href="#">18-330-3111-0000</a>	HAVA - SECURITY	120,000.00	120,000.00	0.00	0.00	0.00	0.00	0.00	0.00	0.00
<a href="#">18-330-3114-0000</a>	HAVA - CARES	0.00	14,320.42	0.00	0.00	0.00	0.00	0.00	0.00	0.00
<b>ReportGroup: 320 - Intergovernmental Revenue Total:</b>		<b>120,000.00</b>	<b>134,320.42</b>	<b>0.00</b>	<b>0.00</b>	<b>0.00</b>	<b>0.00</b>	<b>0.00</b>	<b>0.00</b>	<b>0.00</b>
<b>Department: 330 - FEDERAL GRANTS Total:</b>		<b>120,000.00</b>	<b>134,320.42</b>	<b>0.00</b>	<b>0.00</b>	<b>0.00</b>	<b>0.00</b>	<b>0.00</b>	<b>0.00</b>	<b>0.00</b>
<b>Department: 340 - CHARGES FOR SERVICES</b>										
<b>ReportGroup: 330 - Charges for Services</b>										
<a href="#">18-340-3440-0000</a>	ELECTION ADMIN FEE-CO CLK	1,500.00	0.00	2,400.00	1,606.90	5,156.54	4,995.18	4,995.00	1,000.00	1,000.00
<b>ReportGroup: 330 - Charges for Services Total:</b>		<b>1,500.00</b>	<b>0.00</b>	<b>2,400.00</b>	<b>1,606.90</b>	<b>5,156.54</b>	<b>4,995.18</b>	<b>4,995.00</b>	<b>1,000.00</b>	<b>1,000.00</b>
<b>Department: 340 - CHARGES FOR SERVICES Total:</b>		<b>1,500.00</b>	<b>0.00</b>	<b>2,400.00</b>	<b>1,606.90</b>	<b>5,156.54</b>	<b>4,995.18</b>	<b>4,995.00</b>	<b>1,000.00</b>	<b>1,000.00</b>
<b>Department: 360 - INTEREST</b>										
<b>ReportGroup: 350 - Miscellaneous Revenue</b>										
<a href="#">18-360-3600-0000</a>	INTEREST	0.00	41.95	0.00	293.98	100.00	277.08	300.00	15.00	15.00
<b>ReportGroup: 350 - Miscellaneous Revenue Total:</b>		<b>0.00</b>	<b>41.95</b>	<b>0.00</b>	<b>293.98</b>	<b>100.00</b>	<b>277.08</b>	<b>300.00</b>	<b>15.00</b>	<b>15.00</b>
<b>Department: 360 - INTEREST Total:</b>		<b>0.00</b>	<b>41.95</b>	<b>0.00</b>	<b>293.98</b>	<b>100.00</b>	<b>277.08</b>	<b>300.00</b>	<b>15.00</b>	<b>15.00</b>
<b>Department: 367 - CONTRIBUTIONS &amp; DONATIONS</b>										
<b>ReportGroup: 350 - Miscellaneous Revenue</b>										
<a href="#">18-367-3670-0000</a>	CONTRIBUTIONS & DONATIONS	0.00	0.00	10,030.01	0.00	0.00	0.00	0.00	0.00	0.00
<b>ReportGroup: 350 - Miscellaneous Revenue Total:</b>		<b>0.00</b>	<b>0.00</b>	<b>10,030.01</b>	<b>0.00</b>	<b>0.00</b>	<b>0.00</b>	<b>0.00</b>	<b>0.00</b>	<b>0.00</b>
<b>Department: 367 - CONTRIBUTIONS &amp; DONATIONS Total:</b>		<b>0.00</b>	<b>0.00</b>	<b>10,030.01</b>	<b>0.00</b>	<b>0.00</b>	<b>0.00</b>	<b>0.00</b>	<b>0.00</b>	<b>0.00</b>
<b>Revenue Total:</b>		<b>135,820.42</b>	<b>134,362.37</b>	<b>12,430.01</b>	<b>1,900.88</b>	<b>5,256.54</b>	<b>5,272.26</b>	<b>5,295.00</b>	<b>1,015.00</b>	<b>1,015.00</b>
<b>Expense</b>										
<b>Department: 403 - COUNTY CLERK</b>										
<b>ReportGroup: 400 - Payroll Expenses</b>										
<a href="#">18-403-4180-0000</a>	SALARY, PART TIME SECRETARIES	0.00	0.00	0.00	0.00	3,393.05	3,393.05	3,393.05	0.00	0.00
<a href="#">18-403-4195-0000</a>	SALARY, OVERTIME	0.00	0.00	1,372.00	1,371.24	0.00	0.00	0.00	0.00	0.00

Budget - ADOPTED

For Fiscal: 2021-2022 Period Ending: 09/30/2022

		2019-2020		2020-2021		2021-2022		Defined Budgets		2022-2023	
		Total Budget	Total Activity	Total Budget	Total Activity	Total Budget	YTD Activity	2021-2022 PJ	PROPOSED	2022-2023	2022-2023
<a href="#">18-403-4201-0000</a>	FRG BENE, SOC SEC TAXES	0.00	0.00	105.00	104.90	263.49	263.49	263.49	0.00	0.00	
<a href="#">18-403-4203-0000</a>	FRG BENE, RETIREMENT	0.00	0.00	130.00	129.86	0.00	0.00	0.00	0.00	0.00	
<a href="#">18-403-4206-0000</a>	FRG BENE, UNEMPLOYMENT C...	0.00	0.00	0.00	0.68	0.00	0.00	0.00	0.00	0.00	
<b>ReportGroup: 400 - Payroll Expenses Total:</b>		<b>0.00</b>	<b>0.00</b>	<b>1,607.00</b>	<b>1,606.68</b>	<b>3,656.54</b>	<b>3,656.54</b>	<b>3,656.54</b>	<b>0.00</b>	<b>0.00</b>	
<b>ReportGroup: 410 - Supplies</b>											
<a href="#">18-403-4310-0000</a>	OFFICE SUPPLIES & EXPENSES	0.00	0.00	65.00	65.00	100.00	0.00	0.00	100.00	100.00	
<b>ReportGroup: 410 - Supplies Total:</b>		<b>0.00</b>	<b>0.00</b>	<b>65.00</b>	<b>65.00</b>	<b>100.00</b>	<b>0.00</b>	<b>0.00</b>	<b>100.00</b>	<b>100.00</b>	
<b>ReportGroup: 420 - Other Services &amp; Charges</b>											
<a href="#">18-403-4680-0000</a>	TRAVEL/TRAINING	0.00	0.00	1,935.00	0.00	2,100.00	0.00	0.00	2,100.00	2,100.00	
<a href="#">18-403-4950-0000</a>	UNCLASSIFIED	0.00	0.00	2,858.00	0.00	4,000.00	0.00	0.00	4,500.00	4,500.00	
<b>ReportGroup: 420 - Other Services &amp; Charges Total:</b>		<b>0.00</b>	<b>0.00</b>	<b>4,793.00</b>	<b>0.00</b>	<b>6,100.00</b>	<b>0.00</b>	<b>0.00</b>	<b>6,600.00</b>	<b>6,600.00</b>	
<b>ReportGroup: 430 - Capital Outlay</b>											
<a href="#">18-403-5500-0000</a>	CAPITAL OUTLAY	5,555.00	0.00	0.00	0.00	0.00	0.00	0.00	0.00	0.00	
<b>ReportGroup: 430 - Capital Outlay Total:</b>		<b>5,555.00</b>	<b>0.00</b>	<b>0.00</b>	<b>0.00</b>	<b>0.00</b>	<b>0.00</b>	<b>0.00</b>	<b>0.00</b>	<b>0.00</b>	
<b>Department: 403 - COUNTY CLERK Total:</b>		<b>5,555.00</b>	<b>0.00</b>	<b>6,465.00</b>	<b>1,671.68</b>	<b>9,856.54</b>	<b>3,656.54</b>	<b>3,656.54</b>	<b>6,700.00</b>	<b>6,700.00</b>	
<b>Department: 493 - ELECTIONS, PUBLIC HEALTH</b>											
<b>ReportGroup: 400 - Payroll Expenses</b>											
<a href="#">18-493-4000-0000</a>	SALARIES/WAGES	0.00	415.00	2,976.68	2,976.68	0.00	0.00	0.00	0.00	0.00	
<a href="#">18-493-4201-0000</a>	FRG BENE, SOC SEC TAXES	0.00	0.00	123.09	123.09	0.00	0.00	0.00	0.00	0.00	
<a href="#">18-493-4203-0000</a>	FRG BENE, RETIREMENT	0.00	0.00	156.95	156.95	0.00	0.00	0.00	0.00	0.00	
<a href="#">18-493-4206-0000</a>	FRG BENE, UNEMPLOYMENT C...	0.00	0.00	0.79	0.79	0.00	0.00	0.00	0.00	0.00	
<b>ReportGroup: 400 - Payroll Expenses Total:</b>		<b>0.00</b>	<b>415.00</b>	<b>3,257.51</b>	<b>3,257.51</b>	<b>0.00</b>	<b>0.00</b>	<b>0.00</b>	<b>0.00</b>	<b>0.00</b>	
<b>ReportGroup: 410 - Supplies</b>											
<a href="#">18-493-4350-0000</a>	SUPPLIES & PARTS	8,500.00	6,240.92	1,372.00	386.66	0.00	0.00	0.00	0.00	0.00	
<b>ReportGroup: 410 - Supplies Total:</b>		<b>8,500.00</b>	<b>6,240.92</b>	<b>1,372.00</b>	<b>386.66</b>	<b>0.00</b>	<b>0.00</b>	<b>0.00</b>	<b>0.00</b>	<b>0.00</b>	
<b>ReportGroup: 420 - Other Services &amp; Charges</b>											
<a href="#">18-493-4689-0000</a>	TRAINING, VOTER EDUCATION	0.00	251.99	742.49	0.00	0.00	0.00	0.00	0.00	0.00	
<a href="#">18-493-4760-0000</a>	SUPPORT & MAINTENANCE	2,000.00	45.84	0.00	0.00	0.00	0.00	0.00	0.00	0.00	
<b>ReportGroup: 420 - Other Services &amp; Charges Total:</b>		<b>2,000.00</b>	<b>297.83</b>	<b>742.49</b>	<b>0.00</b>	<b>0.00</b>	<b>0.00</b>	<b>0.00</b>	<b>0.00</b>	<b>0.00</b>	
<b>ReportGroup: 430 - Capital Outlay</b>											
<a href="#">18-493-5500-0000</a>	CAPTIAL OUTLAY	3,225.00	3,225.00	10,030.01	0.00	0.00	0.00	0.00	0.00	0.00	

Budget - ADOPTED

For Fiscal: 2021-2022 Period Ending: 09/30/2022

		2019-2020		2020-2021		2021-2022		Defined Budgets		
		Total Budget	Total Activity	Total Budget	Total Activity	Total Budget	YTD Activity	2021-2022 PJ	2022-2023 PROPOSED	2022-2023 2022-2023
<a href="#">18-493-5600-0000</a>	CAPTIAL OUTLAY - INVENTORY	595.42	482.30	0.00	0.00	0.00	0.00	0.00	0.00	0.00
	<b>ReportGroup: 430 - Capital Outlay Total:</b>	<b>3,820.42</b>	<b>3,707.30</b>	<b>10,030.01</b>	<b>0.00</b>	<b>0.00</b>	<b>0.00</b>	<b>0.00</b>	<b>0.00</b>	<b>0.00</b>
	<b>Department: 493 - ELECTIONS, PUBLIC HEALTH Total:</b>	<b>14,320.42</b>	<b>10,661.05</b>	<b>15,402.01</b>	<b>3,644.17</b>	<b>0.00</b>	<b>0.00</b>	<b>0.00</b>	<b>0.00</b>	<b>0.00</b>
	<b>Department: 494 - ELECTIONS, SECURITY</b>									
	<b>ReportGroup: 420 - Other Services &amp; Charges</b>									
<a href="#">18-494-4550-0000</a>	PROFESSIONAL FEES	0.00	0.00	17,395.00	17,395.00	67,482.00	0.00	0.00	67,298.00	67,298.00
<a href="#">18-494-4760-0000</a>	SUPPORT & MAINTENANCE	25,000.00	5,325.08	77,400.00	7,904.39	1,000.00	184.12	184.00	1,000.00	1,000.00
	<b>ReportGroup: 420 - Other Services &amp; Charges Total:</b>	<b>25,000.00</b>	<b>5,325.08</b>	<b>94,795.00</b>	<b>25,299.39</b>	<b>68,482.00</b>	<b>184.12</b>	<b>184.00</b>	<b>68,298.00</b>	<b>68,298.00</b>
	<b>ReportGroup: 430 - Capital Outlay</b>									
<a href="#">18-494-5500-0000</a>	CAPITAL OUTLAY	50,000.00	13,566.65	5,765.00	5,765.00	0.00	0.00	0.00	0.00	0.00
<a href="#">18-494-5600-0000</a>	CAPITAL OUTLAY - INVENTORY	45,000.00	1,114.58	700.00	699.20	0.00	0.00	0.00	0.00	0.00
	<b>ReportGroup: 430 - Capital Outlay Total:</b>	<b>95,000.00</b>	<b>14,681.23</b>	<b>6,465.00</b>	<b>6,464.20</b>	<b>0.00</b>	<b>0.00</b>	<b>0.00</b>	<b>0.00</b>	<b>0.00</b>
	<b>Department: 494 - ELECTIONS, SECURITY Total:</b>	<b>120,000.00</b>	<b>20,006.31</b>	<b>101,260.00</b>	<b>31,763.59</b>	<b>68,482.00</b>	<b>184.12</b>	<b>184.00</b>	<b>68,298.00</b>	<b>68,298.00</b>
	<b>Expense Total:</b>	<b>139,875.42</b>	<b>30,667.36</b>	<b>123,127.01</b>	<b>37,079.44</b>	<b>78,338.54</b>	<b>3,840.66</b>	<b>3,840.54</b>	<b>74,998.00</b>	<b>74,998.00</b>
	<b>Fund: 18 - ELECTIONS ADMINISTRATION Surplus (Deficit):</b>	<b>(4,055.00)</b>	<b>103,695.01</b>	<b>(110,697.00)</b>	<b>(35,178.56)</b>	<b>(73,082.00)</b>	<b>1,431.60</b>	<b>1,454.46</b>	<b>(73,983.00)</b>	<b>(73,983.00)</b>

Budget - ADOPTED

For Fiscal: 2021-2022 Period Ending: 09/30/2022

		2019-2020	2019-2020	2020-2021	2020-2021	2021-2022	2021-2022	Defined Budgets		
		Total Budget	Total Activity	Total Budget	Total Activity	Total Budget	YTD Activity	2021-2022	2022-2023	
								PJ	PROPOSED	
								2022-2023	2022-2023	
<b>Fund: 19 - FORFEITURE-DIST ATTORNEY</b>										
<b>Revenue</b>										
<b>Department: 352 - FORFEITURES</b>										
<b>ReportGroup: 340 - Fines &amp; Forfeitures</b>										
<a href="#">19-352-3520-0000</a>	FORFEITURES RECEIVED	2,500.00	16,654.32	2,000.00	1,335.71	2,000.00	7,710.93	7,710.00	1,000.00	1,000.00
<b>ReportGroup: 340 - Fines &amp; Forfeitures Total:</b>		<b>2,500.00</b>	<b>16,654.32</b>	<b>2,000.00</b>	<b>1,335.71</b>	<b>2,000.00</b>	<b>7,710.93</b>	<b>7,710.00</b>	<b>1,000.00</b>	<b>1,000.00</b>
<b>Department: 352 - FORFEITURES Total:</b>		<b>2,500.00</b>	<b>16,654.32</b>	<b>2,000.00</b>	<b>1,335.71</b>	<b>2,000.00</b>	<b>7,710.93</b>	<b>7,710.00</b>	<b>1,000.00</b>	<b>1,000.00</b>
<b>Department: 360 - INTEREST</b>										
<b>ReportGroup: 350 - Miscellaneous Revenue</b>										
<a href="#">19-360-3600-0000</a>	INTEREST	4,500.00	3,563.73	1,100.00	281.29	150.00	887.94	1,387.00	1,000.00	1,000.00
<b>ReportGroup: 350 - Miscellaneous Revenue Total:</b>		<b>4,500.00</b>	<b>3,563.73</b>	<b>1,100.00</b>	<b>281.29</b>	<b>150.00</b>	<b>887.94</b>	<b>1,387.00</b>	<b>1,000.00</b>	<b>1,000.00</b>
<b>Department: 360 - INTEREST Total:</b>		<b>4,500.00</b>	<b>3,563.73</b>	<b>1,100.00</b>	<b>281.29</b>	<b>150.00</b>	<b>887.94</b>	<b>1,387.00</b>	<b>1,000.00</b>	<b>1,000.00</b>
<b>Revenue Total:</b>		<b>7,000.00</b>	<b>20,218.05</b>	<b>3,100.00</b>	<b>1,617.00</b>	<b>2,150.00</b>	<b>8,598.87</b>	<b>9,097.00</b>	<b>2,000.00</b>	<b>2,000.00</b>
<b>Expense</b>										
<b>Department: 437 - CRIMINAL DISTRICT ATTORNY</b>										
<b>ReportGroup: 400 - Payroll Expenses</b>										
<a href="#">19-437-4041-0000</a>	SALARY, INVESTIGATOR	8,924.00	8,923.98	8,924.00	8,923.98	9,000.00	7,207.83	9,000.00	9,000.00	9,000.00
<a href="#">19-437-4079-0000</a>	SALARY, SUPPLEMENT	0.00	0.00	6,000.00	5,999.76	33,688.00	30,908.40	33,688.00	36,136.00	36,861.00
<a href="#">19-437-4180-0000</a>	SALARY, PART TIME SECRETARIES	8,400.00	6,996.01	8,400.00	6,542.98	7,436.00	6,356.82	7,020.64	8,998.00	8,998.00
<a href="#">19-437-4201-0000</a>	FRG BENE, SOC SEC TAXES	1,326.00	1,086.66	1,785.00	1,638.54	3,857.00	3,398.84	3,448.46	4,142.00	4,656.00
<a href="#">19-437-4202-0000</a>	FRG BENE, GROUP INS	2,253.00	1,829.52	2,165.00	2,165.00	2,803.00	2,569.58	2,803.20	2,803.00	2,803.00
<a href="#">19-437-4203-0000</a>	FRG BENE, RETIREMENT	1,690.00	1,380.65	2,235.00	2,053.49	5,167.00	4,542.34	4,505.70	5,170.00	5,813.00
<a href="#">19-437-4204-0000</a>	FRG BENE, WORK COMP	129.00	129.12	146.00	129.26	131.00	112.08	74.72	586.00	683.00
<a href="#">19-437-4206-0000</a>	FRG BENE, UNEMPLOYMENT C...	11.00	5.54	12.00	10.86	26.00	22.31	22.64	28.00	31.00
<b>ReportGroup: 400 - Payroll Expenses Total:</b>		<b>22,733.00</b>	<b>20,351.48</b>	<b>29,667.00</b>	<b>27,463.87</b>	<b>62,108.00</b>	<b>55,118.20</b>	<b>60,563.36</b>	<b>66,863.00</b>	<b>68,845.00</b>
<b>ReportGroup: 410 - Supplies</b>										
<a href="#">19-437-4310-0000</a>	OFFICE SUPPLIES & EXPENSES	2,000.00	19.54	100.00	14.70	0.00	0.00	0.00	0.00	0.00
<a href="#">19-437-4360-0000</a>	FUEL	500.00	175.79	500.00	88.74	413.00	195.27	300.00	500.00	500.00
<b>ReportGroup: 410 - Supplies Total:</b>		<b>2,500.00</b>	<b>195.33</b>	<b>600.00</b>	<b>103.44</b>	<b>413.00</b>	<b>195.27</b>	<b>300.00</b>	<b>500.00</b>	<b>500.00</b>
<b>ReportGroup: 420 - Other Services &amp; Charges</b>										
<a href="#">19-437-4650-0000</a>	INVESTIGATION	1,200.00	1,175.00	1,200.00	726.50	300.00	300.00	600.00	1,200.00	1,200.00
<a href="#">19-437-4680-0000</a>	TRAVEL/TRAINING	3,000.00	0.00	0.00	0.00	0.00	0.00	0.00	0.00	0.00

Budget - ADOPTED

For Fiscal: 2021-2022 Period Ending: 09/30/2022

		2019-2020		2020-2021		2021-2022		Defined Budgets		
		Total Budget	Total Activity	Total Budget	Total Activity	Total Budget	YTD Activity	2021-2022 PJ	2022-2023 PROPOSED	2022-2023 2022-2023
<a href="#">19-437-4750-0000</a>	REPAIRS & MAINTENANCE	1,000.00	113.50	900.00	320.54	0.00	0.00	0.00	900.00	900.00
<b>ReportGroup: 420 - Other Services &amp; Charges Total:</b>		<b>5,200.00</b>	<b>1,288.50</b>	<b>2,100.00</b>	<b>1,047.04</b>	<b>300.00</b>	<b>300.00</b>	<b>600.00</b>	<b>2,100.00</b>	<b>2,100.00</b>
<b>ReportGroup: 430 - Capital Outlay</b>										
<a href="#">19-437-5500-0000</a>	CAPITAL OUTLAY	0.00	0.00	8,999.00	8,999.00	0.00	0.00	0.00	0.00	0.00
<b>ReportGroup: 430 - Capital Outlay Total:</b>		<b>0.00</b>	<b>0.00</b>	<b>8,999.00</b>	<b>8,999.00</b>	<b>0.00</b>	<b>0.00</b>	<b>0.00</b>	<b>0.00</b>	<b>0.00</b>
<b>Department: 437 - CRIMINAL DISTRICT ATTORNEY Total:</b>		<b>30,433.00</b>	<b>21,835.31</b>	<b>41,366.00</b>	<b>37,613.35</b>	<b>62,821.00</b>	<b>55,613.47</b>	<b>61,463.36</b>	<b>69,463.00</b>	<b>71,445.00</b>
<b>Expense Total:</b>		<b>30,433.00</b>	<b>21,835.31</b>	<b>41,366.00</b>	<b>37,613.35</b>	<b>62,821.00</b>	<b>55,613.47</b>	<b>61,463.36</b>	<b>69,463.00</b>	<b>71,445.00</b>
<b>Fund: 19 - FORFEITURE-DIST ATTORNEY Surplus (Deficit):</b>		<b>(23,433.00)</b>	<b>(1,617.26)</b>	<b>(38,266.00)</b>	<b>(35,996.35)</b>	<b>(60,671.00)</b>	<b>(47,014.60)</b>	<b>(52,366.36)</b>	<b>(67,463.00)</b>	<b>(69,445.00)</b>

Budget - ADOPTED

For Fiscal: 2021-2022 Period Ending: 09/30/2022

		2019-2020	2019-2020	2020-2021	2020-2021	2021-2022	2021-2022	Defined Budgets		
		Total Budget	Total Activity	Total Budget	Total Activity	Total Budget	YTD Activity	2021-2022	2022-2023	2022-2023
								PJ	PROPOSED	2022-2023
<b>Fund: 21 - FORFEITURE-SHERIFF</b>										
<b>Revenue</b>										
<b>Department: 352 - FORFEITURES</b>										
<b>ReportGroup: 340 - Fines &amp; Forfeitures</b>										
<a href="#">21-352-3520-0000</a>	FORFEITURES RECEIVED	0.00	6,229.36	0.00	2,246.38	0.00	0.00	0.00	0.00	0.00
<b>ReportGroup: 340 - Fines &amp; Forfeitures Total:</b>		<b>0.00</b>	<b>6,229.36</b>	<b>0.00</b>	<b>2,246.38</b>	<b>0.00</b>	<b>0.00</b>	<b>0.00</b>	<b>0.00</b>	<b>0.00</b>
<b>Department: 352 - FORFEITURES Total:</b>		<b>0.00</b>	<b>6,229.36</b>	<b>0.00</b>	<b>2,246.38</b>	<b>0.00</b>	<b>0.00</b>	<b>0.00</b>	<b>0.00</b>	<b>0.00</b>
<b>Department: 360 - INTEREST</b>										
<b>ReportGroup: 350 - Miscellaneous Revenue</b>										
<a href="#">21-360-3600-0000</a>	INTEREST	800.00	694.74	220.00	57.47	20.00	216.16	386.00	200.00	200.00
<b>ReportGroup: 350 - Miscellaneous Revenue Total:</b>		<b>800.00</b>	<b>694.74</b>	<b>220.00</b>	<b>57.47</b>	<b>20.00</b>	<b>216.16</b>	<b>386.00</b>	<b>200.00</b>	<b>200.00</b>
<b>Department: 360 - INTEREST Total:</b>		<b>800.00</b>	<b>694.74</b>	<b>220.00</b>	<b>57.47</b>	<b>20.00</b>	<b>216.16</b>	<b>386.00</b>	<b>200.00</b>	<b>200.00</b>
<b>Department: 364 - SALES &amp; COMPENSATED LOSSES</b>										
<b>ReportGroup: 350 - Miscellaneous Revenue</b>										
<a href="#">21-364-3640-0000</a>	SALE OF FIXED ASSETS	0.00	5,668.00	0.00	0.00	0.00	0.00	0.00	0.00	0.00
<b>ReportGroup: 350 - Miscellaneous Revenue Total:</b>		<b>0.00</b>	<b>5,668.00</b>	<b>0.00</b>	<b>0.00</b>	<b>0.00</b>	<b>0.00</b>	<b>0.00</b>	<b>0.00</b>	<b>0.00</b>
<b>Department: 364 - SALES &amp; COMPENSATED LOSSES Total:</b>		<b>0.00</b>	<b>5,668.00</b>	<b>0.00</b>	<b>0.00</b>	<b>0.00</b>	<b>0.00</b>	<b>0.00</b>	<b>0.00</b>	<b>0.00</b>
<b>Revenue Total:</b>		<b>800.00</b>	<b>12,592.10</b>	<b>220.00</b>	<b>2,303.85</b>	<b>20.00</b>	<b>216.16</b>	<b>386.00</b>	<b>200.00</b>	<b>200.00</b>
<b>Expense</b>										
<b>Department: 560 - SHERIFF</b>										
<b>ReportGroup: 400 - Payroll Expenses</b>										
<a href="#">21-560-4079-0000</a>	SALARY, SUPPLEMENT	1,703.00	1,703.00	1,703.00	703.00	663.00	612.00	663.00	0.00	0.00
<a href="#">21-560-4201-0000</a>	FRG BENE, SOC SEC TAXES	131.00	122.32	131.00	47.84	51.00	41.02	44.38	0.00	0.00
<a href="#">21-560-4202-0000</a>	FRG BENE, GROUP HEALTH	0.00	0.00	0.00	0.00	0.00	65.24	0.00	0.00	0.00
<a href="#">21-560-4203-0000</a>	FRG BENE, RETIREMENT	167.00	165.94	164.00	67.36	68.00	62.21	65.76	0.00	0.00
<a href="#">21-560-4204-0000</a>	FRG BENE, WORK COMP	11.00	10.52	11.00	9.65	8.00	6.90	9.20	0.00	0.00
<a href="#">21-560-4206-0000</a>	FRG BENE, UNEMPLOYMENT C...	2.00	0.85	1.00	0.32	1.00	0.31	0.36	0.00	0.00
<b>ReportGroup: 400 - Payroll Expenses Total:</b>		<b>2,014.00</b>	<b>2,002.63</b>	<b>2,010.00</b>	<b>828.17</b>	<b>791.00</b>	<b>787.68</b>	<b>782.70</b>	<b>0.00</b>	<b>0.00</b>
<b>ReportGroup: 410 - Supplies</b>										
<a href="#">21-560-4445-0000</a>	SUPPLIES, LAW ENFORCEMENT	1,030.00	1,029.72	1,030.00	0.00	1,000.00	0.00	0.00	1,000.00	1,000.00
<b>ReportGroup: 410 - Supplies Total:</b>		<b>1,030.00</b>	<b>1,029.72</b>	<b>1,030.00</b>	<b>0.00</b>	<b>1,000.00</b>	<b>0.00</b>	<b>0.00</b>	<b>1,000.00</b>	<b>1,000.00</b>
<b>ReportGroup: 420 - Other Services &amp; Charges</b>										
<a href="#">21-560-4650-0000</a>	INVESTIGATION	1,946.00	0.00	2,000.00	16.54	2,000.00	0.00	0.00	2,000.00	2,000.00



Budget - ADOPTED

For Fiscal: 2021-2022 Period Ending: 09/30/2022

		2019-2020		2020-2021		2021-2022		Defined Budgets		
		Total Budget	Total Activity	Total Budget	Total Activity	Total Budget	YTD Activity	2021-2022 PJ	2022-2023 PROPOSED	2022-2023 2022-2023
<a href="#">21-560-4950-0000</a>	UNCLASSIFIED	500.00	500.00	2,000.00	2,000.00	2,000.00	0.00	0.00	10,000.00	10,000.00
<b>ReportGroup: 420 - Other Services &amp; Charges Total:</b>		<b>2,446.00</b>	<b>500.00</b>	<b>4,000.00</b>	<b>2,016.54</b>	<b>4,000.00</b>	<b>0.00</b>	<b>0.00</b>	<b>12,000.00</b>	<b>12,000.00</b>
<b>ReportGroup: 430 - Capital Outlay</b>										
<a href="#">21-560-5500-0000</a>	CAPITAL OUTLAY	0.00	5,668.00	0.00	0.00	0.00	0.00	0.00	0.00	0.00
<a href="#">21-560-5600-0000</a>	CAPITAL OUTLAY - INVENTORY	1,174.00	1,174.00	0.00	0.00	0.00	0.00	0.00	0.00	0.00
<b>ReportGroup: 430 - Capital Outlay Total:</b>		<b>1,174.00</b>	<b>6,842.00</b>	<b>0.00</b>	<b>0.00</b>	<b>0.00</b>	<b>0.00</b>	<b>0.00</b>	<b>0.00</b>	<b>0.00</b>
<b>Department: 560 - SHERIFF Total:</b>		<b>6,664.00</b>	<b>10,374.35</b>	<b>7,040.00</b>	<b>2,844.71</b>	<b>5,791.00</b>	<b>787.68</b>	<b>782.70</b>	<b>13,000.00</b>	<b>13,000.00</b>
<b>Expense Total:</b>		<b>6,664.00</b>	<b>10,374.35</b>	<b>7,040.00</b>	<b>2,844.71</b>	<b>5,791.00</b>	<b>787.68</b>	<b>782.70</b>	<b>13,000.00</b>	<b>13,000.00</b>
<b>Fund: 21 - FORFEITURE-SHERIFF Surplus (Deficit):</b>		<b>(5,864.00)</b>	<b>2,217.75</b>	<b>(6,820.00)</b>	<b>(540.86)</b>	<b>(5,771.00)</b>	<b>(571.52)</b>	<b>(396.70)</b>	<b>(12,800.00)</b>	<b>(12,800.00)</b>

Budget - ADOPTED

For Fiscal: 2021-2022 Period Ending: 09/30/2022

		2019-2020	2019-2020	2020-2021	2020-2021	2021-2022	2021-2022	Defined Budgets		
		Total Budget	Total Activity	Total Budget	Total Activity	Total Budget	YTD Activity	2021-2022	2022-2023	2022-2023
								PJ	PROPOSED	2022-2023
<b>Fund: 23 - TECHNOLOGY FUND</b>										
<b>Revenue</b>										
<b>Department: 340 - CHARGES FOR SERVICES</b>										
<b>ReportGroup: 330 - Charges for Services</b>										
<a href="#">23-340-3440-0000</a>	COUNTY CLERK	450.00	431.42	400.00	523.20	425.00	363.50	375.00	300.00	300.00
<a href="#">23-340-3470-0000</a>	DISTRICT CLERK	300.00	219.02	200.00	383.04	300.00	328.55	361.00	300.00	300.00
<a href="#">23-340-3481-0000</a>	JP #1	4,200.00	4,126.35	4,200.00	3,925.16	4,200.00	2,451.78	2,608.02	2,000.00	2,000.00
<a href="#">23-340-3482-0000</a>	JP #2	4,000.00	4,264.65	4,500.00	3,856.55	4,000.00	2,623.72	2,889.86	2,000.00	2,000.00
<b>ReportGroup: 330 - Charges for Services Total:</b>		<b>8,950.00</b>	<b>9,041.44</b>	<b>9,300.00</b>	<b>8,687.95</b>	<b>8,925.00</b>	<b>5,767.55</b>	<b>6,233.88</b>	<b>4,600.00</b>	<b>4,600.00</b>
<b>Department: 340 - CHARGES FOR SERVICES Total:</b>		<b>8,950.00</b>	<b>9,041.44</b>	<b>9,300.00</b>	<b>8,687.95</b>	<b>8,925.00</b>	<b>5,767.55</b>	<b>6,233.88</b>	<b>4,600.00</b>	<b>4,600.00</b>
<b>Revenue Total:</b>		<b>8,950.00</b>	<b>9,041.44</b>	<b>9,300.00</b>	<b>8,687.95</b>	<b>8,925.00</b>	<b>5,767.55</b>	<b>6,233.88</b>	<b>4,600.00</b>	<b>4,600.00</b>
<b>Expense</b>										
<b>Department: 403 - COUNTY CLERK</b>										
<b>ReportGroup: 420 - Other Services &amp; Charges</b>										
<a href="#">23-403-4760-0000</a>	SUPPORT & MAINTENANCE	1,200.00	1,200.00	400.00	0.00	850.00	0.00	0.00	1,200.00	1,200.00
<b>ReportGroup: 420 - Other Services &amp; Charges Total:</b>		<b>1,200.00</b>	<b>1,200.00</b>	<b>400.00</b>	<b>0.00</b>	<b>850.00</b>	<b>0.00</b>	<b>0.00</b>	<b>1,200.00</b>	<b>1,200.00</b>
<b>Department: 403 - COUNTY CLERK Total:</b>		<b>1,200.00</b>	<b>1,200.00</b>	<b>400.00</b>	<b>0.00</b>	<b>850.00</b>	<b>0.00</b>	<b>0.00</b>	<b>1,200.00</b>	<b>1,200.00</b>
<b>Department: 450 - DISTRICT CLERK</b>										
<b>ReportGroup: 420 - Other Services &amp; Charges</b>										
<a href="#">23-450-4760-0000</a>	SUPPORT & MAINTENANCE	747.00	639.40	0.00	0.00	500.00	0.00	0.00	1,000.00	1,000.00
<b>ReportGroup: 420 - Other Services &amp; Charges Total:</b>		<b>747.00</b>	<b>639.40</b>	<b>0.00</b>	<b>0.00</b>	<b>500.00</b>	<b>0.00</b>	<b>0.00</b>	<b>1,000.00</b>	<b>1,000.00</b>
<b>Department: 450 - DISTRICT CLERK Total:</b>		<b>747.00</b>	<b>639.40</b>	<b>0.00</b>	<b>0.00</b>	<b>500.00</b>	<b>0.00</b>	<b>0.00</b>	<b>1,000.00</b>	<b>1,000.00</b>
<b>Department: 454 - Department 454</b>										
<b>ReportGroup: 420 - Other Services &amp; Charges</b>										
<a href="#">23-454-4760-0000</a>	SUPPORT & MAINTENANCE	9,100.00	7,100.00	9,100.00	7,174.19	9,200.00	7,349.33	7,349.33	6,000.00	6,000.00
<b>Budget Detail</b>										
<b>Budget Code</b>	<b>Description</b>			<b>Units</b>	<b>Price</b>	<b>Amount</b>				
2022-2023	NETDATA: JP CASE MGT			1.00	3,000.00	3,000.00				
2022-2023	NETDATA: JP CASE MGT			1.00	3,000.00	3,000.00				
<a href="#">23-454-4950-0000</a>	UNCLASSIFIED	0.00	0.00	2,900.00	0.00	3,000.00	0.00	0.00	0.00	0.00
<b>ReportGroup: 420 - Other Services &amp; Charges Total:</b>		<b>9,100.00</b>	<b>7,100.00</b>	<b>12,000.00</b>	<b>7,174.19</b>	<b>12,200.00</b>	<b>7,349.33</b>	<b>7,349.33</b>	<b>6,000.00</b>	<b>6,000.00</b>
<b>Department: 454 - Department 454 Total:</b>		<b>9,100.00</b>	<b>7,100.00</b>	<b>12,000.00</b>	<b>7,174.19</b>	<b>12,200.00</b>	<b>7,349.33</b>	<b>7,349.33</b>	<b>6,000.00</b>	<b>6,000.00</b>
<b>Expense Total:</b>		<b>11,047.00</b>	<b>8,939.40</b>	<b>12,400.00</b>	<b>7,174.19</b>	<b>13,550.00</b>	<b>7,349.33</b>	<b>7,349.33</b>	<b>8,200.00</b>	<b>8,200.00</b>
<b>Fund: 23 - TECHNOLOGY FUND Surplus (Deficit):</b>		<b>(2,097.00)</b>	<b>102.04</b>	<b>(3,100.00)</b>	<b>1,513.76</b>	<b>(4,625.00)</b>	<b>(1,581.78)</b>	<b>(1,115.45)</b>	<b>(3,600.00)</b>	<b>(3,600.00)</b>

Budget - ADOPTED

For Fiscal: 2021-2022 Period Ending: 09/30/2022

		2019-2020	2019-2020	2020-2021	2020-2021	2021-2022	2021-2022	Defined Budgets		
		Total Budget	Total Activity	Total Budget	Total Activity	Total Budget	YTD Activity	2021-2022	2022-2023	2022-2023
								PJ	PROPOSED	2022-2023
<b>Fund: 24 - JUV PROB DISCRETIONARY</b>										
<b>Revenue</b>										
<b>Department: 340 - CHARGES FOR SERVICES</b>										
<b>ReportGroup: 330 - Charges for Services</b>										
<a href="#">24-340-3495-0000</a>	JUVENILE PROBATION FEES	1,500.00	1,100.00	1,200.00	635.00	1,000.00	897.50	850.00	0.00	0.00
	<b>ReportGroup: 330 - Charges for Services Total:</b>	<b>1,500.00</b>	<b>1,100.00</b>	<b>1,200.00</b>	<b>635.00</b>	<b>1,000.00</b>	<b>897.50</b>	<b>850.00</b>	<b>0.00</b>	<b>0.00</b>
	<b>Department: 340 - CHARGES FOR SERVICES Total:</b>	<b>1,500.00</b>	<b>1,100.00</b>	<b>1,200.00</b>	<b>635.00</b>	<b>1,000.00</b>	<b>897.50</b>	<b>850.00</b>	<b>0.00</b>	<b>0.00</b>
	<b>Revenue Total:</b>	<b>1,500.00</b>	<b>1,100.00</b>	<b>1,200.00</b>	<b>635.00</b>	<b>1,000.00</b>	<b>897.50</b>	<b>850.00</b>	<b>0.00</b>	<b>0.00</b>
<b>Expense</b>										
<b>Department: 570 - JUVENILE PROBATION</b>										
<b>ReportGroup: 410 - Supplies</b>										
<a href="#">24-570-4310-0000</a>	OFFICE SUPPLIES & EXPENSES	2,500.00	0.00	3,000.00	0.00	4,000.00	2,500.00	4,000.00	1,483.00	1,483.00
	<b>ReportGroup: 410 - Supplies Total:</b>	<b>2,500.00</b>	<b>0.00</b>	<b>3,000.00</b>	<b>0.00</b>	<b>4,000.00</b>	<b>2,500.00</b>	<b>4,000.00</b>	<b>1,483.00</b>	<b>1,483.00</b>
	<b>Department: 570 - JUVENILE PROBATION Total:</b>	<b>2,500.00</b>	<b>0.00</b>	<b>3,000.00</b>	<b>0.00</b>	<b>4,000.00</b>	<b>2,500.00</b>	<b>4,000.00</b>	<b>1,483.00</b>	<b>1,483.00</b>
	<b>Expense Total:</b>	<b>2,500.00</b>	<b>0.00</b>	<b>3,000.00</b>	<b>0.00</b>	<b>4,000.00</b>	<b>2,500.00</b>	<b>4,000.00</b>	<b>1,483.00</b>	<b>1,483.00</b>
	<b>Fund: 24 - JUV PROB DISCRETIONARY Surplus (Deficit):</b>	<b>(1,000.00)</b>	<b>1,100.00</b>	<b>(1,800.00)</b>	<b>635.00</b>	<b>(3,000.00)</b>	<b>(1,602.50)</b>	<b>(3,150.00)</b>	<b>(1,483.00)</b>	<b>(1,483.00)</b>

Budget - ADOPTED

For Fiscal: 2021-2022 Period Ending: 09/30/2022

		2019-2020	2019-2020	2020-2021	2020-2021	2021-2022	2021-2022	Defined Budgets		
		Total Budget	Total Activity	Total Budget	Total Activity	Total Budget	YTD Activity	2021-2022	2022-2023	2022-2023
								PJ	PROPOSED	2022-2023
<b>Fund: 25 - JUVENILE PROBATION GRANTS</b>										
<b>Revenue</b>										
<b>Department: 333 - STATE GRANTS</b>										
<b>ReportGroup: 320 - Intergovernmental Revenue</b>										
<a href="#">25-333-3270-0000</a>	STATE AID - TJJ-D-A	136,232.00	118,901.40	126,866.60	129,471.00	134,928.00	134,928.00	134,928.00	0.00	0.00
<a href="#">25-333-3274-0000</a>	REGIONAL DIVERSIONARY (REIM)	32,025.78	32,025.78	73,913.79	73,913.79	114,860.16	114,860.16	137,608.00	0.00	0.00
<a href="#">25-333-3276-0000</a>	PREVENTION & INTERV - S	39,546.00	29,165.97	0.00	0.00	0.00	0.00	0.00	0.00	0.00
<a href="#">25-333-3277-0000</a>	REGIONAL ALTERNATIVE - R	1,240.00	0.00	3,831.60	1,227.20	1,404.92	1,341.06	1,341.06	0.00	0.00
<b>ReportGroup: 320 - Intergovernmental Revenue Total:</b>		<b>209,043.78</b>	<b>180,093.15</b>	<b>204,611.99</b>	<b>204,611.99</b>	<b>251,193.08</b>	<b>251,129.22</b>	<b>273,877.06</b>	<b>0.00</b>	<b>0.00</b>
<b>Department: 333 - STATE GRANTS Total:</b>		<b>209,043.78</b>	<b>180,093.15</b>	<b>204,611.99</b>	<b>204,611.99</b>	<b>251,193.08</b>	<b>251,129.22</b>	<b>273,877.06</b>	<b>0.00</b>	<b>0.00</b>
<b>Department: 360 - INTEREST</b>										
<b>ReportGroup: 350 - Miscellaneous Revenue</b>										
<a href="#">25-360-3600-0000</a>	INTEREST	100.00	433.56	100.00	33.40	25.00	22.03	22.03	0.00	0.00
<b>ReportGroup: 350 - Miscellaneous Revenue Total:</b>		<b>100.00</b>	<b>433.56</b>	<b>100.00</b>	<b>33.40</b>	<b>25.00</b>	<b>22.03</b>	<b>22.03</b>	<b>0.00</b>	<b>0.00</b>
<b>Department: 360 - INTEREST Total:</b>		<b>100.00</b>	<b>433.56</b>	<b>100.00</b>	<b>33.40</b>	<b>25.00</b>	<b>22.03</b>	<b>22.03</b>	<b>0.00</b>	<b>0.00</b>
<b>Revenue Total:</b>		<b>209,143.78</b>	<b>180,526.71</b>	<b>204,711.99</b>	<b>204,645.39</b>	<b>251,218.08</b>	<b>251,151.25</b>	<b>273,899.09</b>	<b>0.00</b>	<b>0.00</b>
<b>Expense</b>										
<b>Department: 571 - BASIC PROBATION &amp; SUPERV</b>										
<b>ReportGroup: 400 - Payroll Expenses</b>										
<a href="#">25-571-4021-0000</a>	CHIEF PROBATION OFFICER	22,695.70	22,297.46	22,720.31	22,755.48	23,601.00	21,844.09	21,844.09	0.00	0.00
<a href="#">25-571-4085-0000</a>	LONGEVITY	332.00	332.00	380.00	380.00	428.00	428.00	428.00	0.00	0.00
<a href="#">25-571-4150-0000</a>	SALARY, SECRETARIES	4,019.84	4,019.84	0.00	0.00	1,356.80	1,356.79	1,356.79	0.00	0.00
<a href="#">25-571-4201-0000</a>	FRG BENE, SOC SEC TAXES	2,043.50	2,020.35	1,657.64	1,770.45	2,058.20	1,809.41	1,809.41	0.00	0.00
<a href="#">25-571-4202-0000</a>	FRG BENE, GROUP INS	8,105.90	7,978.49	6,448.00	6,448.19	6,898.00	6,366.34	6,366.34	0.00	0.00
<a href="#">25-571-4203-0000</a>	FRG BENE, RETIREMENT	2,619.33	2,597.77	2,293.00	2,215.28	2,428.00	2,402.80	2,403.00	0.00	0.00
<a href="#">25-571-4204-0000</a>	FRG BENE, WORK COMP	154.32	157.31	155.00	130.64	140.00	82.41	82.41	0.00	0.00
<a href="#">25-571-4206-0000</a>	FRG BENE, UNEMPLOYMENT C...	16.51	18.26	12.00	12.02	13.00	12.10	12.54	0.00	0.00
<b>ReportGroup: 400 - Payroll Expenses Total:</b>		<b>39,987.10</b>	<b>39,421.48</b>	<b>33,665.95</b>	<b>33,712.06</b>	<b>36,923.00</b>	<b>34,301.94</b>	<b>34,302.58</b>	<b>0.00</b>	<b>0.00</b>
<b>ReportGroup: 410 - Supplies</b>										
<a href="#">25-571-4310-0000</a>	OFFICE SUPPLIES & EXPENSES	6,700.00	6,604.58	3,962.00	3,962.00	260.00	260.00	260.00	0.00	0.00
<b>ReportGroup: 410 - Supplies Total:</b>		<b>6,700.00</b>	<b>6,604.58</b>	<b>3,962.00</b>	<b>3,962.00</b>	<b>260.00</b>	<b>260.00</b>	<b>260.00</b>	<b>0.00</b>	<b>0.00</b>
<b>ReportGroup: 420 - Other Services &amp; Charges</b>										
<a href="#">25-571-4571-0000</a>	EXT CONT - YOUTH SERVICES	0.00	86.25	0.00	0.00	0.00	0.00	0.00	0.00	0.00

Budget - ADOPTED

For Fiscal: 2021-2022 Period Ending: 09/30/2022

		2019-2020		2020-2021		2021-2022		Defined Budgets		
		Total Budget	Total Activity	Total Budget	Total Activity	Total Budget	YTD Activity	2021-2022 PJ	2022-2023 PROPOSED	2022-2023 2022-2023
<a href="#">25-571-4680-0000</a>	TRAVEL/TRAINING	118.30	118.30	75.00	75.00	0.00	0.00	0.00	0.00	0.00
<b>ReportGroup: 420 - Other Services &amp; Charges Total:</b>		<b>118.30</b>	<b>204.55</b>	<b>75.00</b>	<b>75.00</b>	<b>0.00</b>	<b>0.00</b>	<b>0.00</b>	<b>0.00</b>	<b>0.00</b>
<b>Department: 571 - BASIC PROBATION &amp; SUPERV Total:</b>		<b>46,805.40</b>	<b>46,230.61</b>	<b>37,702.95</b>	<b>37,749.06</b>	<b>37,183.00</b>	<b>34,561.94</b>	<b>34,562.58</b>	<b>0.00</b>	<b>0.00</b>
<b>Department: 572 - COMMUNITY PROGRAMS</b>										
<b>ReportGroup: 400 - Payroll Expenses</b>										
<a href="#">25-572-4021-0000</a>	CHIEF PROBATION OFFICER	23,091.00	22,297.74	22,719.69	22,754.91	23,570.10	21,843.53	21,843.53	0.00	0.00
<a href="#">25-572-4085-0000</a>	LONGEVITY	332.00	332.00	380.00	380.00	428.00	428.00	428.00	0.00	0.00
<a href="#">25-572-4201-0000</a>	FRG BENE, SOC SEC TAXES	1,792.00	1,731.08	1,653.93	1,769.10	1,841.00	1,708.09	1,708.09	0.00	0.00
<a href="#">25-572-4202-0000</a>	FRG BENE, GROUP INS	6,258.00	6,257.77	6,448.00	6,447.25	6,898.00	6,364.02	6,364.02	0.00	0.00
<a href="#">25-572-4203-0000</a>	FRG BENE, RETIREMENT	2,284.00	2,202.09	2,293.00	2,214.62	2,428.00	2,260.44	2,260.44	0.00	0.00
<a href="#">25-572-4204-0000</a>	FRG BENE, WORK COMP	132.00	145.56	155.00	130.64	140.00	82.41	82.41	0.00	0.00
<a href="#">25-572-4206-0000</a>	FRG BENE, UNEMPLOYMENT C...	15.00	14.16	12.00	11.24	13.00	10.85	10.85	0.00	0.00
<b>ReportGroup: 400 - Payroll Expenses Total:</b>		<b>33,904.00</b>	<b>32,980.40</b>	<b>33,661.62</b>	<b>33,707.76</b>	<b>35,318.10</b>	<b>32,697.34</b>	<b>32,697.34</b>	<b>0.00</b>	<b>0.00</b>
<b>ReportGroup: 410 - Supplies</b>										
<a href="#">25-572-4310-0000</a>	OFFICE SUPPLIES & EXPENSES	0.00	0.00	3,365.48	3,347.48	3,494.28	3,494.28	3,494.28	0.00	0.00
<b>ReportGroup: 410 - Supplies Total:</b>		<b>0.00</b>	<b>0.00</b>	<b>3,365.48</b>	<b>3,347.48</b>	<b>3,494.28</b>	<b>3,494.28</b>	<b>3,494.28</b>	<b>0.00</b>	<b>0.00</b>
<b>ReportGroup: 420 - Other Services &amp; Charges</b>										
<a href="#">25-572-4571-0000</a>	EXT CONT - YOUTH SERVICES	5,768.00	1,457.91	28.74	28.74	0.00	0.00	0.00	0.00	0.00
<a href="#">25-572-4572-0000</a>	EXT CONT - MENTAL HEALTH	1,265.00	0.00	0.00	0.00	0.00	0.00	0.00	0.00	0.00
<a href="#">25-572-4680-0000</a>	TRAVEL/TRAINING	0.00	0.00	0.00	0.00	578.59	578.59	578.59	0.00	0.00
<b>ReportGroup: 420 - Other Services &amp; Charges Total:</b>		<b>7,033.00</b>	<b>1,457.91</b>	<b>28.74</b>	<b>28.74</b>	<b>578.59</b>	<b>578.59</b>	<b>578.59</b>	<b>0.00</b>	<b>0.00</b>
<b>Department: 572 - COMMUNITY PROGRAMS Total:</b>		<b>40,937.00</b>	<b>34,438.31</b>	<b>37,055.84</b>	<b>37,083.98</b>	<b>39,390.97</b>	<b>36,770.21</b>	<b>36,770.21</b>	<b>0.00</b>	<b>0.00</b>
<b>Department: 573 - REGIONALIZATION - R</b>										
<b>ReportGroup: 420 - Other Services &amp; Charges</b>										
<a href="#">25-573-4571-0000</a>	EXT CONT - YOUTH SERVICES	1,240.00	1,240.00	1,277.20	1,277.20	1,404.92	0.00	1,341.06	0.00	0.00
<b>ReportGroup: 420 - Other Services &amp; Charges Total:</b>		<b>1,240.00</b>	<b>1,240.00</b>	<b>1,277.20</b>	<b>1,277.20</b>	<b>1,404.92</b>	<b>0.00</b>	<b>1,341.06</b>	<b>0.00</b>	<b>0.00</b>
<b>Department: 573 - REGIONALIZATION - R Total:</b>		<b>1,240.00</b>	<b>1,240.00</b>	<b>1,277.20</b>	<b>1,277.20</b>	<b>1,404.92</b>	<b>0.00</b>	<b>1,341.06</b>	<b>0.00</b>	<b>0.00</b>
<b>Department: 574 - DIVERSIONARY (REIMB)</b>										
<b>ReportGroup: 420 - Other Services &amp; Charges</b>										
<a href="#">25-574-4578-0000</a>	EXT CONT - SECURE ADJ (REIM)	32,025.78	32,025.78	73,913.79	73,976.97	114,860.16	132,065.75	137,608.00	0.00	0.00
<b>ReportGroup: 420 - Other Services &amp; Charges Total:</b>		<b>32,025.78</b>	<b>32,025.78</b>	<b>73,913.79</b>	<b>73,976.97</b>	<b>114,860.16</b>	<b>132,065.75</b>	<b>137,608.00</b>	<b>0.00</b>	<b>0.00</b>
<b>Department: 574 - DIVERSIONARY (REIMB) Total:</b>		<b>32,025.78</b>	<b>32,025.78</b>	<b>73,913.79</b>	<b>73,976.97</b>	<b>114,860.16</b>	<b>132,065.75</b>	<b>137,608.00</b>	<b>0.00</b>	<b>0.00</b>

Budget - ADOPTED

For Fiscal: 2021-2022 Period Ending: 09/30/2022

		2019-2020	2019-2020	2020-2021	2020-2021	2021-2022	2021-2022	Defined Budgets		
		Total Budget	Total Activity	Total Budget	Total Activity	Total Budget	YTD Activity	2021-2022	2022-2023	2022-2023
								PJ	PROPOSED	2022-2023
<b>Department: 575 - TITLE IVE</b>										
<b>ReportGroup: 410 - Supplies</b>										
<a href="#">25-575-4310-0000</a>	OFFICE SUPPLIES & EXPENSES	1,200.00	57.85	1,500.00	18.00	1,000.00	0.00	0.00	1,000.00	1,000.00
<b>ReportGroup: 410 - Supplies Total:</b>		<b>1,200.00</b>	<b>57.85</b>	<b>1,500.00</b>	<b>18.00</b>	<b>1,000.00</b>	<b>0.00</b>	<b>0.00</b>	<b>1,000.00</b>	<b>1,000.00</b>
<b>Department: 575 - TITLE IVE Total:</b>		<b>1,200.00</b>	<b>57.85</b>	<b>1,500.00</b>	<b>18.00</b>	<b>1,000.00</b>	<b>0.00</b>	<b>0.00</b>	<b>1,000.00</b>	<b>1,000.00</b>
<b>Department: 576 - PREVENTION &amp; INTERVENTIO</b>										
<b>ReportGroup: 420 - Other Services &amp; Charges</b>										
<a href="#">25-576-4570-0000</a>	EXT CONT - COMMUNITY BASED	39,546.00	29,165.97	0.00	0.00	0.00	0.00	0.00	0.00	0.00
<b>ReportGroup: 420 - Other Services &amp; Charges Total:</b>		<b>39,546.00</b>	<b>29,165.97</b>	<b>0.00</b>	<b>0.00</b>	<b>0.00</b>	<b>0.00</b>	<b>0.00</b>	<b>0.00</b>	<b>0.00</b>
<b>Department: 576 - PREVENTION &amp; INTERVENTIO Total:</b>		<b>39,546.00</b>	<b>29,165.97</b>	<b>0.00</b>	<b>0.00</b>	<b>0.00</b>	<b>0.00</b>	<b>0.00</b>	<b>0.00</b>	<b>0.00</b>
<b>Department: 577 - PRE &amp; POST ADJUDICATION</b>										
<b>ReportGroup: 400 - Payroll Expenses</b>										
<a href="#">25-577-4187-0000</a>	SAL, TRANSPORT (DETENTION)	1,500.00	0.00	0.00	0.00	0.00	0.00	0.00	0.00	0.00
<a href="#">25-577-4201-0000</a>	FRG BENE, SOC SEC TAXES	115.00	0.00	(94.35)	0.00	0.00	0.00	0.00	0.00	0.00
<a href="#">25-577-4203-0000</a>	FRG BENE, RETIREMENT	147.00	0.00	94.00	0.00	0.00	0.00	0.00	0.00	0.00
<a href="#">25-577-4204-0000</a>	FRG BENE, WORK COMP	19.00	18.60	4.00	(4.65)	0.00	0.00	0.00	0.00	0.00
<a href="#">25-577-4206-0000</a>	FRG BENE, UNEMPLOYMENT	1.00	0.00	1.00	0.00	0.00	0.00	0.00	0.00	0.00
<b>ReportGroup: 400 - Payroll Expenses Total:</b>		<b>1,782.00</b>	<b>18.60</b>	<b>4.65</b>	<b>(4.65)</b>	<b>0.00</b>	<b>0.00</b>	<b>0.00</b>	<b>0.00</b>	<b>0.00</b>
<b>ReportGroup: 420 - Other Services &amp; Charges</b>										
<a href="#">25-577-4575-0000</a>	INTERCOUNTY - DETENTION	13,507.60	8,834.00	22,845.79	22,520.63	35,229.00	30,779.00	35,229.00	0.00	0.00
<a href="#">25-577-4680-0000</a>	TRAVEL - TRANSPORT EXP	200.00	0.00	56.63	56.63	45.03	45.03	45.03	0.00	0.00
<b>ReportGroup: 420 - Other Services &amp; Charges Total:</b>		<b>13,707.60</b>	<b>8,834.00</b>	<b>22,902.42</b>	<b>22,577.26</b>	<b>35,274.03</b>	<b>30,824.03</b>	<b>35,274.03</b>	<b>0.00</b>	<b>0.00</b>
<b>Department: 577 - PRE &amp; POST ADJUDICATION Total:</b>		<b>15,489.60</b>	<b>8,852.60</b>	<b>22,907.07</b>	<b>22,572.61</b>	<b>35,274.03</b>	<b>30,824.03</b>	<b>35,274.03</b>	<b>0.00</b>	<b>0.00</b>
<b>Department: 579 - COMMITMENT DIVERSION</b>										
<b>ReportGroup: 420 - Other Services &amp; Charges</b>										
<a href="#">25-579-4570-0000</a>	EXT CONT - COMMUNITY BASED	24,000.00	21,000.00	24,804.00	26,613.81	20,700.00	18,700.00	18,700.00	0.00	0.00
<a href="#">25-579-4578-0000</a>	EXT CONT - SECURE ADJ	0.00	0.00	1,186.14	1,186.14	0.00	0.00	0.00	0.00	0.00
<b>ReportGroup: 420 - Other Services &amp; Charges Total:</b>		<b>24,000.00</b>	<b>21,000.00</b>	<b>25,990.14</b>	<b>27,799.95</b>	<b>20,700.00</b>	<b>18,700.00</b>	<b>18,700.00</b>	<b>0.00</b>	<b>0.00</b>
<b>Department: 579 - COMMITMENT DIVERSION Total:</b>		<b>24,000.00</b>	<b>21,000.00</b>	<b>25,990.14</b>	<b>27,799.95</b>	<b>20,700.00</b>	<b>18,700.00</b>	<b>18,700.00</b>	<b>0.00</b>	<b>0.00</b>
<b>Department: 580 - MENTAL HEALTH</b>										
<b>ReportGroup: 420 - Other Services &amp; Charges</b>										
<a href="#">25-580-4570-0000</a>	EXT CONT - COMMUNITY BASED	9,000.00	6,750.00	4,050.00	4,050.00	180.00	180.00	180.00	0.00	0.00

Budget - ADOPTED

For Fiscal: 2021-2022 Period Ending: 09/30/2022

	2019-2020 Total Budget	2019-2020 Total Activity	2020-2021 Total Budget	2020-2021 Total Activity	2021-2022 Total Budget	2021-2022 YTD Activity	Defined Budgets		2022-2023 PROPOSED	2022-2023 2022-2023
							2021-2022 PJ			
<a href="#">25-580-4572-0000</a> EXT CONT - MENTAL HEALTH	0.00	0.00	2,225.00	2,225.00	2,200.00	2,200.00	2,200.00		0.00	0.00
ReportGroup: 420 - Other Services & Charges Total:	9,000.00	6,750.00	6,275.00	6,275.00	2,380.00	2,380.00	2,380.00		0.00	0.00
Department: 580 - MENTAL HEALTH Total:	9,000.00	6,750.00	6,275.00	6,275.00	2,380.00	2,380.00	2,380.00		0.00	0.00
Expense Total:	210,243.78	179,761.12	206,621.99	206,752.77	252,193.08	255,301.93	266,635.88		1,000.00	1,000.00
Fund: 25 - JUVENILE PROBATION GRANTS Surplus (Deficit):	(1,100.00)	765.59	(1,910.00)	(2,107.38)	(975.00)	(4,150.68)	7,263.21		(1,000.00)	(1,000.00)

Budget - ADOPTED

For Fiscal: 2021-2022 Period Ending: 09/30/2022

		2019-2020	2019-2020	2020-2021	2020-2021	2021-2022	2021-2022	Defined Budgets		
		Total Budget	Total Activity	Total Budget	Total Activity	Total Budget	YTD Activity	2021-2022	2022-2023	2022-2023
								PJ	PROPOSED	2022-2023
<b>Fund: 26 - LAW LIBRARY</b>										
<b>Revenue</b>										
<b>Department: 340 - CHARGES FOR SERVICES</b>										
<b>ReportGroup: 330 - Charges for Services</b>										
<a href="#">26-340-3440-0000</a>	COUNTY CLERK	3,000.00	3,010.00	2,500.00	2,695.00	2,400.00	490.00	600.00	300.00	300.00
<a href="#">26-340-3440-CIVL</a>	COUNTY CLERK	0.00	0.00	0.00	0.00	0.00	1,750.00	1,850.00	2,000.00	2,000.00
<a href="#">26-340-3470-0000</a>	DISTRICT CLERK	6,000.00	6,755.00	6,300.00	5,047.00	5,000.00	1,648.00	1,890.00	945.00	945.00
<a href="#">26-340-3470-CIVL</a>	DISTRICT CLERK	0.00	0.00	0.00	0.00	0.00	3,000.81	3,300.00	4,200.00	4,200.00
<b>ReportGroup: 330 - Charges for Services Total:</b>		<b>9,000.00</b>	<b>9,765.00</b>	<b>8,800.00</b>	<b>7,742.00</b>	<b>7,400.00</b>	<b>6,888.81</b>	<b>7,640.00</b>	<b>7,445.00</b>	<b>7,445.00</b>
<b>Department: 340 - CHARGES FOR SERVICES Total:</b>		<b>9,000.00</b>	<b>9,765.00</b>	<b>8,800.00</b>	<b>7,742.00</b>	<b>7,400.00</b>	<b>6,888.81</b>	<b>7,640.00</b>	<b>7,445.00</b>	<b>7,445.00</b>
<b>Revenue Total:</b>		<b>9,000.00</b>	<b>9,765.00</b>	<b>8,800.00</b>	<b>7,742.00</b>	<b>7,400.00</b>	<b>6,888.81</b>	<b>7,640.00</b>	<b>7,445.00</b>	<b>7,445.00</b>
<b>Expense</b>										
<b>Department: 655 - LAW LIBRARY</b>										
<b>ReportGroup: 410 - Supplies</b>										
<a href="#">26-655-4333-0000</a>	BOOKS, LAW	7,400.00	6,575.36	7,600.00	9,114.83	9,000.00	10,015.28	10,829.00	12,703.00	12,703.00
<b>Budget Detail</b>										
<b>Budget Code</b>	<b>Description</b>			<b>Units</b>	<b>Price</b>	<b>Amount</b>				
2022-2023	JUDGES SUB & BOOKS			1.00	2,503.00	2,503.00				
2022-2023	LAW LIBRARY SUB & BOOKS			1.00	7,700.00	7,700.00				
2022-2023	MISC. UPDATES/BOOKS			1.00	2,500.00	2,500.00				
<b>ReportGroup: 410 - Supplies Total:</b>		<b>7,400.00</b>	<b>6,575.36</b>	<b>7,600.00</b>	<b>9,114.83</b>	<b>9,000.00</b>	<b>10,015.28</b>	<b>10,829.00</b>	<b>12,703.00</b>	<b>12,703.00</b>
<b>Department: 655 - LAW LIBRARY Total:</b>		<b>7,400.00</b>	<b>6,575.36</b>	<b>7,600.00</b>	<b>9,114.83</b>	<b>9,000.00</b>	<b>10,015.28</b>	<b>10,829.00</b>	<b>12,703.00</b>	<b>12,703.00</b>
<b>Expense Total:</b>		<b>7,400.00</b>	<b>6,575.36</b>	<b>7,600.00</b>	<b>9,114.83</b>	<b>9,000.00</b>	<b>10,015.28</b>	<b>10,829.00</b>	<b>12,703.00</b>	<b>12,703.00</b>
<b>Fund: 26 - LAW LIBRARY Surplus (Deficit):</b>		<b>1,600.00</b>	<b>3,189.64</b>	<b>1,200.00</b>	<b>(1,372.83)</b>	<b>(1,600.00)</b>	<b>(3,126.47)</b>	<b>(3,189.00)</b>	<b>(5,258.00)</b>	<b>(5,258.00)</b>



Budget - ADOPTED

For Fiscal: 2021-2022 Period Ending: 09/30/2022

	2019-2020 Total Budget	2019-2020 Total Activity	2020-2021 Total Budget	2020-2021 Total Activity	2021-2022 Total Budget	2021-2022 YTD Activity	Defined Budgets		2022-2023 PROPOSED	2022-2023 2022-2023
							2021-2022 PJ			
<b>Fund: 27 - LEOSE-LAW ENF OFFICERS ED</b>										
<b>Revenue</b>										
<b>Department: 334 - SHARED REVENUES</b>										
<b>ReportGroup: 320 - Intergovernmental Revenue</b>										
<a href="#">27-334-3331-0000</a>	LEOSE, SHERIFF	2,574.77	2,574.77	2,367.86	2,367.86	2,139.13	2,139.13	2,139.13	2,139.13	2,139.13
<a href="#">27-334-3332-0000</a>	LEOSE, CONSTABLE #1	685.17	685.17	642.52	642.52	554.65	554.65	554.65	554.65	554.65
<a href="#">27-334-3333-0000</a>	LEOSE, CONSTABLE #2	685.17	685.17	642.52	642.52	554.65	554.65	554.65	554.65	554.65
	<b>ReportGroup: 320 - Intergovernmental Revenue Total:</b>	<b>3,945.11</b>	<b>3,945.11</b>	<b>3,652.90</b>	<b>3,652.90</b>	<b>3,248.43</b>	<b>3,248.43</b>	<b>3,248.43</b>	<b>3,248.43</b>	<b>3,248.43</b>
	<b>Department: 334 - SHARED REVENUES Total:</b>	<b>3,945.11</b>	<b>3,945.11</b>	<b>3,652.90</b>	<b>3,652.90</b>	<b>3,248.43</b>	<b>3,248.43</b>	<b>3,248.43</b>	<b>3,248.43</b>	<b>3,248.43</b>
	<b>Revenue Total:</b>	<b>3,945.11</b>	<b>3,945.11</b>	<b>3,652.90</b>	<b>3,652.90</b>	<b>3,248.43</b>	<b>3,248.43</b>	<b>3,248.43</b>	<b>3,248.43</b>	<b>3,248.43</b>
<b>Expense</b>										
<b>Department: 551 - CONSTABLE PRECINCT NO 1</b>										
<b>ReportGroup: 420 - Other Services &amp; Charges</b>										
<a href="#">27-551-4680-0000</a>	TRAINING, CONSTABLE #1	2,010.69	735.00	1,918.21	1,396.15	856.71	656.13	656.13	975.23	975.23
	<b>ReportGroup: 420 - Other Services &amp; Charges Total:</b>	<b>2,010.69</b>	<b>735.00</b>	<b>1,918.21</b>	<b>1,396.15</b>	<b>856.71</b>	<b>656.13</b>	<b>656.13</b>	<b>975.23</b>	<b>975.23</b>
	<b>Department: 551 - CONSTABLE PRECINCT NO 1 Total:</b>	<b>2,010.69</b>	<b>735.00</b>	<b>1,918.21</b>	<b>1,396.15</b>	<b>856.71</b>	<b>656.13</b>	<b>656.13</b>	<b>975.23</b>	<b>975.23</b>
<b>Department: 552 - CONSTABLE PRECINCT NO 2</b>										
<b>ReportGroup: 420 - Other Services &amp; Charges</b>										
<a href="#">27-552-4680-0000</a>	TRAINING, CONSTABLE #2	2,534.41	400.00	2,776.93	110.00	3,221.13	742.11	742.11	3,034.12	3,034.12
	<b>ReportGroup: 420 - Other Services &amp; Charges Total:</b>	<b>2,534.41</b>	<b>400.00</b>	<b>2,776.93</b>	<b>110.00</b>	<b>3,221.13</b>	<b>742.11</b>	<b>742.11</b>	<b>3,034.12</b>	<b>3,034.12</b>
	<b>Department: 552 - CONSTABLE PRECINCT NO 2 Total:</b>	<b>2,534.41</b>	<b>400.00</b>	<b>2,776.93</b>	<b>110.00</b>	<b>3,221.13</b>	<b>742.11</b>	<b>742.11</b>	<b>3,034.12</b>	<b>3,034.12</b>
<b>Department: 560 - SHERIFF</b>										
<b>ReportGroup: 420 - Other Services &amp; Charges</b>										
<a href="#">27-560-4680-0000</a>	TRAINING, SHERIFF	2,574.77	1,711.75	3,230.88	3,055.06	2,139.13	2,139.13	2,139.13	2,216.39	2,216.39
	<b>ReportGroup: 420 - Other Services &amp; Charges Total:</b>	<b>2,574.77</b>	<b>1,711.75</b>	<b>3,230.88</b>	<b>3,055.06</b>	<b>2,139.13</b>	<b>2,139.13</b>	<b>2,139.13</b>	<b>2,216.39</b>	<b>2,216.39</b>
	<b>Department: 560 - SHERIFF Total:</b>	<b>2,574.77</b>	<b>1,711.75</b>	<b>3,230.88</b>	<b>3,055.06</b>	<b>2,139.13</b>	<b>2,139.13</b>	<b>2,139.13</b>	<b>2,216.39</b>	<b>2,216.39</b>
	<b>Expense Total:</b>	<b>7,119.87</b>	<b>2,846.75</b>	<b>7,926.02</b>	<b>4,561.21</b>	<b>6,216.97</b>	<b>3,537.37</b>	<b>3,537.37</b>	<b>6,225.74</b>	<b>6,225.74</b>
	<b>Fund: 27 - LEOSE-LAW ENF OFFICERS ED Surplus (Deficit):</b>	<b>(3,174.76)</b>	<b>1,098.36</b>	<b>(4,273.12)</b>	<b>(908.31)</b>	<b>(2,968.54)</b>	<b>(288.94)</b>	<b>(288.94)</b>	<b>(2,977.31)</b>	<b>(2,977.31)</b>

Budget - ADOPTED

For Fiscal: 2021-2022 Period Ending: 09/30/2022

		2019-2020	2019-2020	2020-2021	2020-2021	2021-2022	2021-2022	Defined Budgets		
		Total Budget	Total Activity	Total Budget	Total Activity	Total Budget	YTD Activity	2021-2022	2022-2023	2022-2023
								PJ	PROPOSED	2022-2023
<b>Fund: 28 - LIBRARY-MEMORIAL FUND</b>										
<b>Revenue</b>										
<b>Department: 360 - INTEREST</b>										
<b>ReportGroup: 350 - Miscellaneous Revenue</b>										
<a href="#">28-360-3600-0000</a>	INTEREST	1,100.00	697.02	250.00	57.13	44.00	234.23	150.00	520.00	520.00
<b>Budget Detail</b>										
<b>Budget Code</b>	<b>Description</b>			<b>Units</b>	<b>Price</b>	<b>Amount</b>				
2022-2023	BRACKENRIDGE TRUST INT			1.00	(500.00)	(500.00)				
2022-2023	OTHER INTEREST			1.00	(20.00)	(20.00)				
<b>ReportGroup: 350 - Miscellaneous Revenue Total:</b>		<b>1,100.00</b>	<b>697.02</b>	<b>250.00</b>	<b>57.13</b>	<b>44.00</b>	<b>234.23</b>	<b>150.00</b>	<b>520.00</b>	<b>520.00</b>
<b>Department: 360 - INTEREST Total:</b>		<b>1,100.00</b>	<b>697.02</b>	<b>250.00</b>	<b>57.13</b>	<b>44.00</b>	<b>234.23</b>	<b>150.00</b>	<b>520.00</b>	<b>520.00</b>
<b>Department: 367 - CONTRIBUTIONS &amp; DONATIONS</b>										
<b>ReportGroup: 350 - Miscellaneous Revenue</b>										
<a href="#">28-367-3670-0000</a>	CONTRIBUTIONS & DONATIONS	750.00	774.00	700.00	1,040.00	1,916.91	1,973.91	2,000.00	1,000.00	1,000.00
<a href="#">28-367-3672-0000</a>	SUMMER READING	4,400.00	4,000.00	4,400.00	4,930.00	4,918.00	4,688.00	4,688.00	4,500.00	4,500.00
<b>ReportGroup: 350 - Miscellaneous Revenue Total:</b>		<b>5,150.00</b>	<b>4,774.00</b>	<b>5,100.00</b>	<b>5,970.00</b>	<b>6,834.91</b>	<b>6,661.91</b>	<b>6,688.00</b>	<b>5,500.00</b>	<b>5,500.00</b>
<b>Department: 367 - CONTRIBUTIONS &amp; DONATIONS Total:</b>		<b>5,150.00</b>	<b>4,774.00</b>	<b>5,100.00</b>	<b>5,970.00</b>	<b>6,834.91</b>	<b>6,661.91</b>	<b>6,688.00</b>	<b>5,500.00</b>	<b>5,500.00</b>
<b>Revenue Total:</b>		<b>6,250.00</b>	<b>5,471.02</b>	<b>5,350.00</b>	<b>6,027.13</b>	<b>6,878.91</b>	<b>6,896.14</b>	<b>6,838.00</b>	<b>6,020.00</b>	<b>6,020.00</b>
<b>Expense</b>										
<b>Department: 650 - COUNTY LIBRARY</b>										
<b>ReportGroup: 410 - Supplies</b>										
<a href="#">28-650-4310-0000</a>	OFFICE SUPPLIES & EXPENSES	150.00	97.57	150.00	147.56	150.00	0.00	0.00	150.00	150.00
<a href="#">28-650-4330-0000</a>	BOOKS, LIBRARY	2,400.00	784.96	2,400.00	751.50	2,400.00	982.56	1,053.20	2,400.00	2,400.00
<a href="#">28-650-4331-0000</a>	BOOKS, CHILDRENS'	1,050.00	1,030.26	1,050.00	1,043.73	2,266.91	2,172.08	2,266.00	1,050.00	1,050.00
<b>Budget Detail</b>										
<b>Budget Code</b>	<b>Description</b>			<b>Units</b>	<b>Price</b>	<b>Amount</b>				
2022-2023	BRACKENRIDGE PURCH			1.00	100.00	100.00				
2022-2023	OTHER FUNDS			1.00	950.00	950.00				
<b>ReportGroup: 410 - Supplies Total:</b>		<b>3,600.00</b>	<b>1,912.79</b>	<b>3,600.00</b>	<b>1,942.79</b>	<b>4,816.91</b>	<b>3,154.64</b>	<b>3,319.20</b>	<b>3,600.00</b>	<b>3,600.00</b>
<b>Department: 650 - COUNTY LIBRARY Total:</b>		<b>3,600.00</b>	<b>1,912.79</b>	<b>3,600.00</b>	<b>1,942.79</b>	<b>4,816.91</b>	<b>3,154.64</b>	<b>3,319.20</b>	<b>3,600.00</b>	<b>3,600.00</b>
<b>Department: 651 - SUMMER READING</b>										
<b>ReportGroup: 410 - Supplies</b>										
<a href="#">28-651-4331-0000</a>	BOOKS, CHILDRENS'	2,500.00	2,382.10	1,400.00	1,284.62	1,400.00	1,373.95	1,374.00	1,500.00	1,500.00
<b>ReportGroup: 410 - Supplies Total:</b>		<b>2,500.00</b>	<b>2,382.10</b>	<b>1,400.00</b>	<b>1,284.62</b>	<b>1,400.00</b>	<b>1,373.95</b>	<b>1,374.00</b>	<b>1,500.00</b>	<b>1,500.00</b>

Budget - ADOPTED

For Fiscal: 2021-2022 Period Ending: 09/30/2022

	2019-2020 Total Budget	2019-2020 Total Activity	2020-2021 Total Budget	2020-2021 Total Activity	2021-2022 Total Budget	2021-2022 YTD Activity	Defined Budgets		2022-2023 PROPOSED	2022-2023 2022-2023
							2021-2022 PJ			
<b>ReportGroup: 420 - Other Services &amp; Charges</b>										
<a href="#">28-651-4550-0000</a> PROFESSIONAL FEES	300.00	0.00	1,700.00	925.00	2,118.00	1,545.00	1,545.00		2,000.00	2,000.00
<a href="#">28-651-4950-0000</a> UNCLASSIFIED	2,200.00	1,926.86	1,700.00	1,583.40	1,700.00	1,203.15	1,500.00		2,000.00	2,000.00
<b>ReportGroup: 420 - Other Services &amp; Charges Total:</b>	<b>2,500.00</b>	<b>1,926.86</b>	<b>3,400.00</b>	<b>2,508.40</b>	<b>3,818.00</b>	<b>2,748.15</b>	<b>3,045.00</b>		<b>4,000.00</b>	<b>4,000.00</b>
<b>Department: 651 - SUMMER READING Total:</b>	<b>5,000.00</b>	<b>4,308.96</b>	<b>4,800.00</b>	<b>3,793.02</b>	<b>5,218.00</b>	<b>4,122.10</b>	<b>4,419.00</b>		<b>5,500.00</b>	<b>5,500.00</b>
<b>Expense Total:</b>	<b>8,600.00</b>	<b>6,221.75</b>	<b>8,400.00</b>	<b>5,735.81</b>	<b>10,034.91</b>	<b>7,276.74</b>	<b>7,738.20</b>		<b>9,100.00</b>	<b>9,100.00</b>
<b>Fund: 28 - LIBRARY-MEMORIAL FUND Surplus (Deficit):</b>	<b>(2,350.00)</b>	<b>(750.73)</b>	<b>(3,050.00)</b>	<b>291.32</b>	<b>(3,156.00)</b>	<b>(380.60)</b>	<b>(900.20)</b>		<b>(3,080.00)</b>	<b>(3,080.00)</b>

**Budget - ADOPTED**

For Fiscal: 2021-2022 Period Ending: 09/30/2022

		2019-2020	2019-2020	2020-2021	2020-2021	2021-2022	2021-2022	Defined Budgets		
		Total Budget	Total Activity	Total Budget	Total Activity	Total Budget	YTD Activity	2021-2022	2022-2023	
								PJ	PROPOSED	
								2022-2023	2022-2023	
<b>Fund: 29 - RECORDS MGT- COUNTY CLERK</b>										
<b>Revenue</b>										
<b>Department: 340 - CHARGES FOR SERVICES</b>										
<b>ReportGroup: 330 - Charges for Services</b>										
<a href="#">29-340-3440-0000</a>	COUNTY CLERK	33,000.00	37,981.23	32,000.00	45,883.31	40,000.00	42,602.04	47,820.70	40,000.00	40,000.00
<a href="#">29-340-3440-CIVL</a>	COUNTY CLERK	0.00	0.00	0.00	0.00	0.00	920.00	960.00	1,000.00	1,000.00
<a href="#">29-340-3441-0000</a>	CO CLERK, RECORDS PRESERVAT...	900.00	860.00	800.00	790.00	800.00	150.00	180.00	100.00	100.00
<a href="#">29-340-3443-0000</a>	COUNTY CLERK, ARCHIVE FEE	33,000.00	37,741.00	32,000.00	43,700.00	40,000.00	40,430.00	45,700.00	40,000.00	40,000.00
<b>ReportGroup: 330 - Charges for Services Total:</b>		<b>66,900.00</b>	<b>76,582.23</b>	<b>64,800.00</b>	<b>90,373.31</b>	<b>80,800.00</b>	<b>84,102.04</b>	<b>94,660.70</b>	<b>81,100.00</b>	<b>81,100.00</b>
<b>Department: 340 - CHARGES FOR SERVICES Total:</b>		<b>66,900.00</b>	<b>76,582.23</b>	<b>64,800.00</b>	<b>90,373.31</b>	<b>80,800.00</b>	<b>84,102.04</b>	<b>94,660.70</b>	<b>81,100.00</b>	<b>81,100.00</b>
<b>Department: 360 - INTEREST</b>										
<b>ReportGroup: 350 - Miscellaneous Revenue</b>										
<a href="#">29-360-3600-0000</a>	INTEREST	800.00	1,554.32	660.00	133.01	120.00	682.78	1,082.00	1,000.00	1,000.00
<b>ReportGroup: 350 - Miscellaneous Revenue Total:</b>		<b>800.00</b>	<b>1,554.32</b>	<b>660.00</b>	<b>133.01</b>	<b>120.00</b>	<b>682.78</b>	<b>1,082.00</b>	<b>1,000.00</b>	<b>1,000.00</b>
<b>Department: 360 - INTEREST Total:</b>		<b>800.00</b>	<b>1,554.32</b>	<b>660.00</b>	<b>133.01</b>	<b>120.00</b>	<b>682.78</b>	<b>1,082.00</b>	<b>1,000.00</b>	<b>1,000.00</b>
<b>Revenue Total:</b>		<b>67,700.00</b>	<b>78,136.55</b>	<b>65,460.00</b>	<b>90,506.32</b>	<b>80,920.00</b>	<b>84,784.82</b>	<b>95,742.70</b>	<b>82,100.00</b>	<b>82,100.00</b>
<b>Expense</b>										
<b>Department: 403 - COUNTY CLERK</b>										
<b>ReportGroup: 400 - Payroll Expenses</b>										
<a href="#">29-403-4040-0000</a>	SALARY, DEPUTIES	17,284.00	10,780.06	17,630.00	11,007.39	18,336.00	10,574.52	18,336.00	18,887.00	18,887.00
<a href="#">29-403-4085-0000</a>	LONGEVITY	54.88	54.88	102.00	101.92	149.00	148.96	149.00	196.00	196.00
<a href="#">29-403-4180-0000</a>	SALARY, PART TIME SECRETARIES	2,000.00	0.00	2,000.00	0.00	2,000.00	0.00	0.00	20,280.00	20,280.00
<a href="#">29-403-4201-0000</a>	FRG BENE, SOC SEC TAXES	1,480.00	786.45	1,510.00	807.58	1,568.00	781.65	856.98	3,012.00	3,012.00
<a href="#">29-403-4202-0000</a>	FRG BENE, GROUP INS	6,133.00	6,132.57	6,319.00	6,318.72	6,798.00	6,231.74	6,798.26	7,028.00	7,028.00
<a href="#">29-403-4203-0000</a>	FRG BENE, RETIREMENT	1,886.00	1,054.72	1,890.00	1,063.43	2,086.00	1,088.97	1,164.88	3,760.00	3,760.00
<a href="#">29-403-4204-0000</a>	FRG BENE, WORK COMP	38.00	42.60	45.00	38.16	41.00	25.35	16.90	67.00	67.00
<a href="#">29-403-4206-0000</a>	FRG BENE, UNEMPLOYMENT C...	12.00	6.81	9.00	5.39	11.00	5.22	5.68	20.00	20.00
<b>ReportGroup: 400 - Payroll Expenses Total:</b>		<b>28,887.88</b>	<b>18,858.09</b>	<b>29,505.00</b>	<b>19,342.59</b>	<b>30,989.00</b>	<b>18,856.41</b>	<b>27,327.70</b>	<b>53,250.00</b>	<b>53,250.00</b>
<b>ReportGroup: 410 - Supplies</b>										
<a href="#">29-403-4310-0000</a>	OFFICE SUPPLIES & EXPENSES	500.00	0.00	1,064.00	1,063.50	1,000.00	0.00	0.00	1,000.00	1,000.00
<b>ReportGroup: 410 - Supplies Total:</b>		<b>500.00</b>	<b>0.00</b>	<b>1,064.00</b>	<b>1,063.50</b>	<b>1,000.00</b>	<b>0.00</b>	<b>0.00</b>	<b>1,000.00</b>	<b>1,000.00</b>
<b>ReportGroup: 420 - Other Services &amp; Charges</b>										
<a href="#">29-403-4565-0000</a>	MICROFILMING/SCANNING	300.00	300.00	46,000.00	35,439.35	35,000.00	0.00	0.00	21,760.00	21,760.00

Budget - ADOPTED

For Fiscal: 2021-2022 Period Ending: 09/30/2022

		2019-2020	2019-2020	2020-2021	2020-2021	2021-2022	2021-2022	Defined Budgets		
		Total Budget	Total Activity	Total Budget	Total Activity	Total Budget	YTD Activity	2021-2022	2022-2023	2022-2023
								PJ	PROPOSED	2022-2023
<a href="#">29-403-4760-0000</a>	SUPPORT & MAINTENANCE	14,405.00	14,404.67	11,405.00	11,404.67	11,505.00	11,504.67	11,505.00	12,060.00	12,060.00
<b>Budget Detail</b>										
<b>Budget Code</b>	<b>Description</b>			<b>Units</b>	<b>Price</b>	<b>Amount</b>				
2022-2023	NET DATA-REAL VISION IMAGING			1.00	1,934.00	1,934.00				
2022-2023	TYLER: HOSTED			1.00	10,126.00	10,126.00				
<a href="#">29-403-4761-0000</a>	BOOKS, BINDING & JACKETS	5,000.00	0.00	5,000.00	0.00	5,000.00	0.00	0.00	5,000.00	5,000.00
<a href="#">29-403-4950-0000</a>	UNCLASSIFIED	7,000.00	0.00	9,936.00	0.00	20,000.00	0.00	0.00	20,000.00	20,000.00
<b>ReportGroup: 420 - Other Services &amp; Charges Total:</b>		<b>26,705.00</b>	<b>14,704.67</b>	<b>72,341.00</b>	<b>46,844.02</b>	<b>71,505.00</b>	<b>11,504.67</b>	<b>11,505.00</b>	<b>58,820.00</b>	<b>58,820.00</b>
<b>ReportGroup: 430 - Capital Outlay</b>										
<a href="#">29-403-5500-0000</a>	CAPITAL OUTLAY	33,262.00	33,026.93	0.00	0.00	0.00	0.00	0.00	1,500.00	1,500.00
<b>Budget Detail</b>										
<b>Budget Code</b>	<b>Description</b>			<b>Units</b>	<b>Price</b>	<b>Amount</b>				
2022-2023	FILING CABINET - FIREPROOF			1.00	1,500.00	1,500.00				
<b>ReportGroup: 430 - Capital Outlay Total:</b>		<b>33,262.00</b>	<b>33,026.93</b>	<b>0.00</b>	<b>0.00</b>	<b>0.00</b>	<b>0.00</b>	<b>0.00</b>	<b>1,500.00</b>	<b>1,500.00</b>
<b>Department: 403 - COUNTY CLERK Total:</b>		<b>89,354.88</b>	<b>66,589.69</b>	<b>102,910.00</b>	<b>67,250.11</b>	<b>103,494.00</b>	<b>30,361.08</b>	<b>38,832.70</b>	<b>114,570.00</b>	<b>114,570.00</b>
<b>Expense Total:</b>		<b>89,354.88</b>	<b>66,589.69</b>	<b>102,910.00</b>	<b>67,250.11</b>	<b>103,494.00</b>	<b>30,361.08</b>	<b>38,832.70</b>	<b>114,570.00</b>	<b>114,570.00</b>
<b>Fund: 29 - RECORDS MGT- COUNTY CLERK Surplus (Deficit):</b>		<b>(21,654.88)</b>	<b>11,546.86</b>	<b>(37,450.00)</b>	<b>23,256.21</b>	<b>(22,574.00)</b>	<b>54,423.74</b>	<b>56,910.00</b>	<b>(32,470.00)</b>	<b>(32,470.00)</b>

Budget - ADOPTED

For Fiscal: 2021-2022 Period Ending: 09/30/2022

		2019-2020	2019-2020	2020-2021	2020-2021	2021-2022	2021-2022	Defined Budgets		
		Total Budget	Total Activity	Total Budget	Total Activity	Total Budget	YTD Activity	2021-2022	2022-2023	2022-2023
								PJ	PROPOSED	2022-2023
<b>Fund: 30 - RECORDS MGT - COUNTY</b>										
<b>Revenue</b>										
<b>Department: 340 - CHARGES FOR SERVICES</b>										
<b>ReportGroup: 330 - Charges for Services</b>										
<a href="#">30-340-3440-0000</a>	FEES, COUNTY CLERK	3,700.00	2,595.30	2,500.00	1,261.38	800.00	282.90	300.00	100.00	100.00
<a href="#">30-340-3470-0000</a>	FEES, DISTRICT CLERK	3,100.00	2,392.51	2,300.00	2,429.68	1,000.00	1,020.77	1,100.00	500.00	500.00
	<b>ReportGroup: 330 - Charges for Services Total:</b>	<b>6,800.00</b>	<b>4,987.81</b>	<b>4,800.00</b>	<b>3,691.06</b>	<b>1,800.00</b>	<b>1,303.67</b>	<b>1,400.00</b>	<b>600.00</b>	<b>600.00</b>
	<b>Department: 340 - CHARGES FOR SERVICES Total:</b>	<b>6,800.00</b>	<b>4,987.81</b>	<b>4,800.00</b>	<b>3,691.06</b>	<b>1,800.00</b>	<b>1,303.67</b>	<b>1,400.00</b>	<b>600.00</b>	<b>600.00</b>
<b>Department: 360 - INTEREST</b>										
<b>ReportGroup: 350 - Miscellaneous Revenue</b>										
<a href="#">30-360-3600-0000</a>	INTEREST	0.00	25.46	0.00	1.90	0.00	7.88	8.00	0.00	0.00
	<b>ReportGroup: 350 - Miscellaneous Revenue Total:</b>	<b>0.00</b>	<b>25.46</b>	<b>0.00</b>	<b>1.90</b>	<b>0.00</b>	<b>7.88</b>	<b>8.00</b>	<b>0.00</b>	<b>0.00</b>
	<b>Department: 360 - INTEREST Total:</b>	<b>0.00</b>	<b>25.46</b>	<b>0.00</b>	<b>1.90</b>	<b>0.00</b>	<b>7.88</b>	<b>8.00</b>	<b>0.00</b>	<b>0.00</b>
	<b>Revenue Total:</b>	<b>6,800.00</b>	<b>5,013.27</b>	<b>4,800.00</b>	<b>3,692.96</b>	<b>1,800.00</b>	<b>1,311.55</b>	<b>1,408.00</b>	<b>600.00</b>	<b>600.00</b>
<b>Expense</b>										
<b>Department: 408 - RECORDS MANAGEMENT</b>										
<b>ReportGroup: 420 - Other Services &amp; Charges</b>										
<a href="#">30-408-4565-0000</a>	MICROFILMING/SCANNING	300.00	300.00	300.00	300.00	300.00	0.00	0.00	0.00	0.00
<a href="#">30-408-4760-0000</a>	SUPPORT & MAINTENANCE	11,827.00	7,416.67	0.00	0.00	0.00	0.00	0.00	0.00	0.00
<a href="#">30-408-4950-0000</a>	UNCLASSIFIED	0.00	0.00	5,000.00	0.00	7,300.00	0.00	0.00	8,000.00	8,000.00
	<b>ReportGroup: 420 - Other Services &amp; Charges Total:</b>	<b>12,127.00</b>	<b>7,716.67</b>	<b>5,300.00</b>	<b>300.00</b>	<b>7,600.00</b>	<b>0.00</b>	<b>0.00</b>	<b>8,000.00</b>	<b>8,000.00</b>
	<b>Department: 408 - RECORDS MANAGEMENT Total:</b>	<b>12,127.00</b>	<b>7,716.67</b>	<b>5,300.00</b>	<b>300.00</b>	<b>7,600.00</b>	<b>0.00</b>	<b>0.00</b>	<b>8,000.00</b>	<b>8,000.00</b>
	<b>Expense Total:</b>	<b>12,127.00</b>	<b>7,716.67</b>	<b>5,300.00</b>	<b>300.00</b>	<b>7,600.00</b>	<b>0.00</b>	<b>0.00</b>	<b>8,000.00</b>	<b>8,000.00</b>
	<b>Fund: 30 - RECORDS MGT - COUNTY Surplus (Deficit):</b>	<b>(5,327.00)</b>	<b>(2,703.40)</b>	<b>(500.00)</b>	<b>3,392.96</b>	<b>(5,800.00)</b>	<b>1,311.55</b>	<b>1,408.00</b>	<b>(7,400.00)</b>	<b>(7,400.00)</b>

Budget - ADOPTED

For Fiscal: 2021-2022 Period Ending: 09/30/2022

		2019-2020	2019-2020	2020-2021	2020-2021	2021-2022	2021-2022	Defined Budgets		
		Total Budget	Total Activity	Total Budget	Total Activity	Total Budget	YTD Activity	2021-2022	2022-2023	2022-2023
								PJ	PROPOSED	2022-2023
<b>Fund: 31 - RECORDS MGT - DIST CLERK</b>										
<b>Revenue</b>										
<b>Department: 340 - CHARGES FOR SERVICES</b>										
<b>ReportGroup: 330 - Charges for Services</b>										
<a href="#">31-340-3470-0000</a>	DISTRICT CLERK	1,300.00	1,751.42	1,400.00	2,564.26	1,900.00	2,000.17	2,035.74	2,000.00	2,000.00
<a href="#">31-340-3470-CIVL</a>	DISTRICT CLERK	0.00	0.00	0.00	0.00	0.00	3,110.00	3,000.00	3,100.00	3,100.00
<a href="#">31-340-3472-0000</a>	RECORDS PRESERVATION, DIST C...	2,300.00	2,510.00	2,400.00	2,580.00	2,300.00	810.00	810.00	400.00	400.00
<a href="#">31-340-3473-0000</a>	ARCHIVE FEE, DISTRICT CLERK	2,200.00	2,235.00	2,200.00	2,345.00	2,100.00	765.00	860.00	400.00	400.00
<b>ReportGroup: 330 - Charges for Services Total:</b>		<b>5,800.00</b>	<b>6,496.42</b>	<b>6,000.00</b>	<b>7,489.26</b>	<b>6,300.00</b>	<b>6,685.17</b>	<b>6,705.74</b>	<b>5,900.00</b>	<b>5,900.00</b>
<b>Department: 340 - CHARGES FOR SERVICES Total:</b>		<b>5,800.00</b>	<b>6,496.42</b>	<b>6,000.00</b>	<b>7,489.26</b>	<b>6,300.00</b>	<b>6,685.17</b>	<b>6,705.74</b>	<b>5,900.00</b>	<b>5,900.00</b>
<b>Revenue Total:</b>		<b>5,800.00</b>	<b>6,496.42</b>	<b>6,000.00</b>	<b>7,489.26</b>	<b>6,300.00</b>	<b>6,685.17</b>	<b>6,705.74</b>	<b>5,900.00</b>	<b>5,900.00</b>
<b>Expense</b>										
<b>Department: 450 - DISTRICT CLERK</b>										
<b>ReportGroup: 410 - Supplies</b>										
<a href="#">31-450-4310-0000</a>	OFFICE SUPPLIES & EXPENSES	1,154.00	1,153.36	889.00	798.16	2,000.00	1,987.65	1,987.65	1,500.00	1,500.00
<b>ReportGroup: 410 - Supplies Total:</b>		<b>1,154.00</b>	<b>1,153.36</b>	<b>889.00</b>	<b>798.16</b>	<b>2,000.00</b>	<b>1,987.65</b>	<b>1,987.65</b>	<b>1,500.00</b>	<b>1,500.00</b>
<b>ReportGroup: 420 - Other Services &amp; Charges</b>										
<a href="#">31-450-4565-0000</a>	MICROFILMING/SCANNING	300.00	300.00	300.00	300.00	300.00	0.00	300.00	300.00	300.00
<a href="#">31-450-4760-0000</a>	SUPPORT & MAINTENANCE	5,908.00	5,906.97	5,581.00	5,580.27	6,000.00	5,943.99	6,000.00	6,594.00	6,594.00
<b>Budget Detail</b>										
<b>Budget Code</b>	<b>Description</b>			<b>Units</b>	<b>Price</b>	<b>Amount</b>				
2022-2023	E-FILE MAINT			1.00	2,875.00	2,875.00				
2022-2023	HOV SERV CONT-MICROFILM MACH			1.00	1,785.00	1,785.00				
2022-2023	NET DATA - REAL VISION IMAGING			1.00	1,934.00	1,934.00				
<a href="#">31-450-4950-0000</a>	UNCLASSIFIED	646.00	0.00	0.00	0.00	0.00	0.00	0.00	1,000.00	1,000.00
<b>ReportGroup: 420 - Other Services &amp; Charges Total:</b>		<b>6,854.00</b>	<b>6,206.97</b>	<b>5,881.00</b>	<b>5,880.27</b>	<b>6,300.00</b>	<b>5,943.99</b>	<b>6,300.00</b>	<b>7,894.00</b>	<b>7,894.00</b>
<b>Department: 450 - DISTRICT CLERK Total:</b>		<b>8,008.00</b>	<b>7,360.33</b>	<b>6,770.00</b>	<b>6,678.43</b>	<b>8,300.00</b>	<b>7,931.64</b>	<b>8,287.65</b>	<b>9,394.00</b>	<b>9,394.00</b>
<b>Expense Total:</b>		<b>8,008.00</b>	<b>7,360.33</b>	<b>6,770.00</b>	<b>6,678.43</b>	<b>8,300.00</b>	<b>7,931.64</b>	<b>8,287.65</b>	<b>9,394.00</b>	<b>9,394.00</b>
<b>Fund: 31 - RECORDS MGT - DIST CLERK Surplus (Deficit):</b>		<b>(2,208.00)</b>	<b>(863.91)</b>	<b>(770.00)</b>	<b>810.83</b>	<b>(2,000.00)</b>	<b>(1,246.47)</b>	<b>(1,581.91)</b>	<b>(3,494.00)</b>	<b>(3,494.00)</b>

Budget - ADOPTED

For Fiscal: 2021-2022 Period Ending: 09/30/2022

		2019-2020	2019-2020	2020-2021	2020-2021	2021-2022	2021-2022	Defined Budgets		
		Total Budget	Total Activity	Total Budget	Total Activity	Total Budget	YTD Activity	2021-2022	2022-2023	2022-2023
								PJ	PROPOSED	2022-2023
<b>Fund: 32 - SECURITY FUND</b>										
<b>Revenue</b>										
<b>Department: 340 - CHARGES FOR SERVICES</b>										
<b>ReportGroup: 330 - Charges for Services</b>										
<a href="#">32-340-3440-0000</a>	COUNTY CLERK	3,900.00	4,733.75	3,900.00	5,889.86	4,500.00	4,965.83	5,500.00	5,000.00	5,000.00
<a href="#">32-340-3440-CIVL</a>	COUNTY CLERK	0.00	0.00	0.00	0.00	0.00	1,000.00	1,000.00	1,200.00	1,200.00
<a href="#">32-340-3470-0000</a>	DISTRICT CLERK	1,500.00	1,507.29	1,500.00	1,913.98	1,500.00	1,087.76	1,194.22	750.00	750.00
<a href="#">32-340-3470-CIVL</a>	DISTRICT CLERK	0.00	0.00	0.00	0.00	0.00	1,840.00	1,800.00	2,500.00	2,500.00
<a href="#">32-340-3481-0000</a>	JP #1	3,200.00	3,357.51	3,500.00	3,447.13	3,500.00	2,157.68	2,305.44	2,000.00	2,000.00
<a href="#">32-340-3482-0000</a>	JP #2	3,200.00	3,463.45	3,500.00	3,356.32	3,300.00	2,273.88	2,420.00	2,000.00	2,000.00
<a href="#">32-340-3483-0000</a>	JP #1 ADDITIONAL FEE	950.00	662.31	400.00	263.67	200.00	168.96	190.00	100.00	100.00
<a href="#">32-340-3484-0000</a>	JP #2 ADDITIONAL FEE	800.00	663.91	400.00	276.74	200.00	217.82	240.00	100.00	100.00
<b>ReportGroup: 330 - Charges for Services Total:</b>		<b>13,550.00</b>	<b>14,388.22</b>	<b>13,200.00</b>	<b>15,147.70</b>	<b>13,200.00</b>	<b>13,711.93</b>	<b>14,649.66</b>	<b>13,650.00</b>	<b>13,650.00</b>
<b>Department: 340 - CHARGES FOR SERVICES Total:</b>		<b>13,550.00</b>	<b>14,388.22</b>	<b>13,200.00</b>	<b>15,147.70</b>	<b>13,200.00</b>	<b>13,711.93</b>	<b>14,649.66</b>	<b>13,650.00</b>	<b>13,650.00</b>
<b>Revenue Total:</b>		<b>13,550.00</b>	<b>14,388.22</b>	<b>13,200.00</b>	<b>15,147.70</b>	<b>13,200.00</b>	<b>13,711.93</b>	<b>14,649.66</b>	<b>13,650.00</b>	<b>13,650.00</b>
<b>Expense</b>										
<b>Department: 697 - SECURITY FEES</b>										
<b>ReportGroup: 400 - Payroll Expenses</b>										
<a href="#">32-697-4182-0000</a>	SALARY, BALIFF	10,000.00	3,727.83	10,000.00	759.36	10,000.00	2,496.50	2,950.00	10,000.00	10,000.00
<a href="#">32-697-4201-0000</a>	FRG BENE, SOC SEC TAXES	765.00	285.17	765.00	58.08	765.00	191.01	226.00	765.00	765.00
<a href="#">32-697-4203-0000</a>	FRG BENE, RETIREMENT	975.00	354.40	958.00	74.17	1,018.00	258.73	306.00	955.00	955.00
<a href="#">32-697-4204-0000</a>	FRG BENE, WORK COMP	126.00	124.04	129.00	108.96	113.00	104.31	140.00	144.00	144.00
<a href="#">32-697-4206-0000</a>	FRG BENE, UNEMPLOYMENT C...	6.00	0.12	5.00	0.38	5.00	1.25	1.48	5.00	5.00
<b>ReportGroup: 400 - Payroll Expenses Total:</b>		<b>11,872.00</b>	<b>4,491.56</b>	<b>11,857.00</b>	<b>1,000.95</b>	<b>11,901.00</b>	<b>3,051.80</b>	<b>3,623.48</b>	<b>11,869.00</b>	<b>11,869.00</b>
<b>ReportGroup: 420 - Other Services &amp; Charges</b>										
<a href="#">32-697-4500-0000</a>	CONTRACT SERVICE	1,000.00	0.00	5,000.00	0.00	5,000.00	0.00	0.00	5,000.00	5,000.00
<a href="#">32-697-4740-0000</a>	UTILITIES	500.00	379.41	500.00	301.00	500.00	304.16	328.08	500.00	500.00
<a href="#">32-697-4750-0000</a>	REPAIR & MAINTENANCE	0.00	0.00	0.00	0.00	1,920.00	1,518.83	1,520.00	2,000.00	2,000.00
<a href="#">32-697-4950-0000</a>	UNCLASSIFIED	0.00	0.00	2,000.00	0.00	1,145.00	562.00	562.00	12,000.00	12,000.00
<b>ReportGroup: 420 - Other Services &amp; Charges Total:</b>		<b>1,500.00</b>	<b>379.41</b>	<b>7,500.00</b>	<b>301.00</b>	<b>8,565.00</b>	<b>2,384.99</b>	<b>2,410.08</b>	<b>19,500.00</b>	<b>19,500.00</b>



Budget - ADOPTED

For Fiscal: 2021-2022 Period Ending: 09/30/2022

	2019-2020 Total Budget	2019-2020 Total Activity	2020-2021 Total Budget	2020-2021 Total Activity	2021-2022 Total Budget	2021-2022 YTD Activity	Defined Budgets		
							2021-2022 PJ	2022-2023 PROPOSED	2022-2023 2022-2023
<b>ReportGroup: 430 - Capital Outlay</b>									
<a href="#">32-697-5500-0000</a> CAPITAL OUTLAY	0.00	0.00	0.00	0.00	8,935.00	8,931.70	10,052.00	0.00	0.00
<b>ReportGroup: 430 - Capital Outlay Total:</b>	<b>0.00</b>	<b>0.00</b>	<b>0.00</b>	<b>0.00</b>	<b>8,935.00</b>	<b>8,931.70</b>	<b>10,052.00</b>	<b>0.00</b>	<b>0.00</b>
<b>Department: 697 - SECURITY FEES Total:</b>	<b>13,372.00</b>	<b>4,870.97</b>	<b>19,357.00</b>	<b>1,301.95</b>	<b>29,401.00</b>	<b>14,368.49</b>	<b>16,085.56</b>	<b>31,369.00</b>	<b>31,369.00</b>
<b>Expense Total:</b>	<b>13,372.00</b>	<b>4,870.97</b>	<b>19,357.00</b>	<b>1,301.95</b>	<b>29,401.00</b>	<b>14,368.49</b>	<b>16,085.56</b>	<b>31,369.00</b>	<b>31,369.00</b>
<b>Fund: 32 - SECURITY FUND Surplus (Deficit):</b>	<b>178.00</b>	<b>9,517.25</b>	<b>(6,157.00)</b>	<b>13,845.75</b>	<b>(16,201.00)</b>	<b>(656.56)</b>	<b>(1,435.90)</b>	<b>(17,719.00)</b>	<b>(17,719.00)</b>

Budget - ADOPTED

For Fiscal: 2021-2022 Period Ending: 09/30/2022

	2019-2020 Total Budget	2019-2020 Total Activity	2020-2021 Total Budget	2020-2021 Total Activity	2021-2022 Total Budget	2021-2022 YTD Activity	Defined Budgets		2022-2023 PROPOSED	2022-2023 2022-2023
							2021-2022 PJ			
<b>Fund: 33 - CRTHSE SECURITY - JPS</b>										
<b>Revenue</b>										
<b>Department: 340 - CHARGES FOR SERVICES</b>										
<b>ReportGroup: 330 - Charges for Services</b>										
<a href="#">33-340-3483-0000</a>	0.00	443.23	1,120.00	863.28	900.00	539.98	573.20		600.00	600.00
<a href="#">33-340-3484-0000</a>	0.00	389.94	1,200.00	700.23	700.00	441.51	444.48		500.00	500.00
<b>ReportGroup: 330 - Charges for Services Total:</b>	<b>0.00</b>	<b>833.17</b>	<b>2,320.00</b>	<b>1,563.51</b>	<b>1,600.00</b>	<b>981.49</b>	<b>1,017.68</b>		<b>1,100.00</b>	<b>1,100.00</b>
<b>Department: 340 - CHARGES FOR SERVICES Total:</b>	<b>0.00</b>	<b>833.17</b>	<b>2,320.00</b>	<b>1,563.51</b>	<b>1,600.00</b>	<b>981.49</b>	<b>1,017.68</b>		<b>1,100.00</b>	<b>1,100.00</b>
<b>Revenue Total:</b>	<b>0.00</b>	<b>833.17</b>	<b>2,320.00</b>	<b>1,563.51</b>	<b>1,600.00</b>	<b>981.49</b>	<b>1,017.68</b>		<b>1,100.00</b>	<b>1,100.00</b>
<b>Expense</b>										
<b>Department: 697 - SECURITY FEES</b>										
<b>ReportGroup: 420 - Other Services &amp; Charges</b>										
<a href="#">33-697-4740-0000</a>	0.00	0.00	0.00	0.00	0.00	0.00	0.00		300.00	300.00
<a href="#">33-697-4760-0000</a>	0.00	0.00	0.00	0.00	1,500.00	852.39	1,500.00		1,500.00	1,500.00
<a href="#">33-697-4950-0000</a>	0.00	0.00	3,000.00	0.00	2,500.00	0.00	0.00		1,000.00	1,000.00
<b>ReportGroup: 420 - Other Services &amp; Charges Total:</b>	<b>0.00</b>	<b>0.00</b>	<b>3,000.00</b>	<b>0.00</b>	<b>4,000.00</b>	<b>852.39</b>	<b>1,500.00</b>		<b>2,800.00</b>	<b>2,800.00</b>
<b>Department: 697 - SECURITY FEES Total:</b>	<b>0.00</b>	<b>0.00</b>	<b>3,000.00</b>	<b>0.00</b>	<b>4,000.00</b>	<b>852.39</b>	<b>1,500.00</b>		<b>2,800.00</b>	<b>2,800.00</b>
<b>Expense Total:</b>	<b>0.00</b>	<b>0.00</b>	<b>3,000.00</b>	<b>0.00</b>	<b>4,000.00</b>	<b>852.39</b>	<b>1,500.00</b>		<b>2,800.00</b>	<b>2,800.00</b>
<b>Fund: 33 - CRTHSE SECURITY - JPS Surplus (Deficit):</b>	<b>0.00</b>	<b>833.17</b>	<b>(680.00)</b>	<b>1,563.51</b>	<b>(2,400.00)</b>	<b>129.10</b>	<b>(482.32)</b>		<b>(1,700.00)</b>	<b>(1,700.00)</b>

Budget - ADOPTED

For Fiscal: 2021-2022 Period Ending: 09/30/2022

		2019-2020	2019-2020	2020-2021	2020-2021	2021-2022	2021-2022	Defined Budgets		
		Total Budget	Total Activity	Total Budget	Total Activity	Total Budget	YTD Activity	2021-2022	2022-2023	2022-2023
								PJ	PROPOSED	2022-2023
<b>Fund: 34 - CHILD ABUSE PREVENTION</b>										
<b>Revenue</b>										
<b>Department: 340 - CHARGES FOR SERVICES</b>										
<b>ReportGroup: 330 - Charges for Services</b>										
<a href="#">34-340-3470-0000</a>	DISTRICT CLERK	875.00	1,075.85	1,000.00	818.63	800.00	270.14	320.00	300.00	300.00
<b>ReportGroup: 330 - Charges for Services Total:</b>		<b>875.00</b>	<b>1,075.85</b>	<b>1,000.00</b>	<b>818.63</b>	<b>800.00</b>	<b>270.14</b>	<b>320.00</b>	<b>300.00</b>	<b>300.00</b>
<b>Department: 340 - CHARGES FOR SERVICES Total:</b>		<b>875.00</b>	<b>1,075.85</b>	<b>1,000.00</b>	<b>818.63</b>	<b>800.00</b>	<b>270.14</b>	<b>320.00</b>	<b>300.00</b>	<b>300.00</b>
<b>Department: 350 - FINES</b>										
<b>ReportGroup: 340 - Fines &amp; Forfeitures</b>										
<a href="#">34-350-3570-0000</a>	FINES, DIST CLERK - CAP20	0.00	0.00	100.00	0.00	0.00	0.00	0.00	0.00	0.00
<a href="#">34-350-3571-0000</a>	FINE, DIST CLK (FAMV)	0.00	0.00	100.00	10.00	20.00	359.57	345.00	300.00	300.00
<b>ReportGroup: 340 - Fines &amp; Forfeitures Total:</b>		<b>0.00</b>	<b>0.00</b>	<b>200.00</b>	<b>10.00</b>	<b>20.00</b>	<b>359.57</b>	<b>345.00</b>	<b>300.00</b>	<b>300.00</b>
<b>Department: 350 - FINES Total:</b>		<b>0.00</b>	<b>0.00</b>	<b>200.00</b>	<b>10.00</b>	<b>20.00</b>	<b>359.57</b>	<b>345.00</b>	<b>300.00</b>	<b>300.00</b>
<b>Revenue Total:</b>		<b>875.00</b>	<b>1,075.85</b>	<b>1,200.00</b>	<b>828.63</b>	<b>820.00</b>	<b>629.71</b>	<b>665.00</b>	<b>600.00</b>	<b>600.00</b>
<b>Expense</b>										
<b>Department: 640 - HEALTH &amp; HUMAN SERVICES</b>										
<b>ReportGroup: 420 - Other Services &amp; Charges</b>										
<a href="#">34-640-4950-0000</a>	UNCLASSIFIED	1,000.00	1,000.00	1,000.00	1,000.00	800.00	800.00	800.00	500.00	500.00
<b>ReportGroup: 420 - Other Services &amp; Charges Total:</b>		<b>1,000.00</b>	<b>1,000.00</b>	<b>1,000.00</b>	<b>1,000.00</b>	<b>800.00</b>	<b>800.00</b>	<b>800.00</b>	<b>500.00</b>	<b>500.00</b>
<b>Department: 640 - HEALTH &amp; HUMAN SERVICES Total:</b>		<b>1,000.00</b>	<b>1,000.00</b>	<b>1,000.00</b>	<b>1,000.00</b>	<b>800.00</b>	<b>800.00</b>	<b>800.00</b>	<b>500.00</b>	<b>500.00</b>
<b>Expense Total:</b>		<b>1,000.00</b>	<b>1,000.00</b>	<b>1,000.00</b>	<b>1,000.00</b>	<b>800.00</b>	<b>800.00</b>	<b>800.00</b>	<b>500.00</b>	<b>500.00</b>
<b>Fund: 34 - CHILD ABUSE PREVENTION Surplus (Deficit):</b>		<b>(125.00)</b>	<b>75.85</b>	<b>200.00</b>	<b>(171.37)</b>	<b>20.00</b>	<b>(170.29)</b>	<b>(135.00)</b>	<b>100.00</b>	<b>100.00</b>

Budget - ADOPTED

For Fiscal: 2021-2022 Period Ending: 09/30/2022

								Defined Budgets			
		2019-2020	2019-2020	2020-2021	2020-2021	2021-2022	2021-2022	2021-2022	2022-2023	2022-2023	
		Total Budget	Total Activity	Total Budget	Total Activity	Total Budget	YTD Activity	PJ	PROPOSED	2022-2023	
<b>Fund: 35 - CHILD WELFARE</b>											
<b>Revenue</b>											
<b>Department: 360 - INTEREST</b>											
<b>ReportGroup: 350 - Miscellaneous Revenue</b>											
<a href="#">35-360-3600-0000</a>	INTEREST	125.00	99.34	36.00	8.11	3.00	29.99	50.00	50.00	50.00	
<b>ReportGroup: 350 - Miscellaneous Revenue Total:</b>		<b>125.00</b>	<b>99.34</b>	<b>36.00</b>	<b>8.11</b>	<b>3.00</b>	<b>29.99</b>	<b>50.00</b>	<b>50.00</b>	<b>50.00</b>	
<b>Department: 360 - INTEREST Total:</b>		<b>125.00</b>	<b>99.34</b>	<b>36.00</b>	<b>8.11</b>	<b>3.00</b>	<b>29.99</b>	<b>50.00</b>	<b>50.00</b>	<b>50.00</b>	
<b>Revenue Total:</b>		<b>125.00</b>	<b>99.34</b>	<b>36.00</b>	<b>8.11</b>	<b>3.00</b>	<b>29.99</b>	<b>50.00</b>	<b>50.00</b>	<b>50.00</b>	
<b>Expense</b>											
<b>Department: 641 - CHILD WELFARE</b>											
<b>ReportGroup: 420 - Other Services &amp; Charges</b>											
<a href="#">35-641-4950-0000</a>	UNCLASSIFIED	2,500.00	0.00	2,500.00	0.00	2,500.00	700.00	1,400.00	2,800.00	2,800.00	
<b>Budget Detail</b>											
<b>Budget Code</b>	<b>Description</b>			<b>Units</b>	<b>Price</b>	<b>Amount</b>					
2022-2023	CHILD ADVOCACY/PREVENTION			1.00	1,000.00	1,000.00					
2022-2023	OTHER			1.00	1,800.00	1,800.00					
<b>ReportGroup: 420 - Other Services &amp; Charges Total:</b>		<b>2,500.00</b>	<b>0.00</b>	<b>2,500.00</b>	<b>0.00</b>	<b>2,500.00</b>	<b>700.00</b>	<b>1,400.00</b>	<b>2,800.00</b>	<b>2,800.00</b>	
<b>Department: 641 - CHILD WELFARE Total:</b>		<b>2,500.00</b>	<b>0.00</b>	<b>2,500.00</b>	<b>0.00</b>	<b>2,500.00</b>	<b>700.00</b>	<b>1,400.00</b>	<b>2,800.00</b>	<b>2,800.00</b>	
<b>Expense Total:</b>		<b>2,500.00</b>	<b>0.00</b>	<b>2,500.00</b>	<b>0.00</b>	<b>2,500.00</b>	<b>700.00</b>	<b>1,400.00</b>	<b>2,800.00</b>	<b>2,800.00</b>	
<b>Fund: 35 - CHILD WELFARE Surplus (Deficit):</b>		<b>(2,375.00)</b>	<b>99.34</b>	<b>(2,464.00)</b>	<b>8.11</b>	<b>(2,497.00)</b>	<b>(670.01)</b>	<b>(1,350.00)</b>	<b>(2,750.00)</b>	<b>(2,750.00)</b>	

Budget - ADOPTED

For Fiscal: 2021-2022 Period Ending: 09/30/2022

		2019-2020	2019-2020	2020-2021	2020-2021	2021-2022	2021-2022	Defined Budgets		
		Total Budget	Total Activity	Total Budget	Total Activity	Total Budget	YTD Activity	2021-2022	2022-2023	
								PJ	PROPOSED	
									2022-2023	
									2022-2023	
<b>Fund: 36 - HISTORICAL COMMISSION</b>										
<b>Revenue</b>										
<b>Department: 360 - INTEREST</b>										
<b>ReportGroup: 350 - Miscellaneous Revenue</b>										
<a href="#">36-360-3600-0000</a>	INTEREST	700.00	428.40	132.00	34.45	20.00	132.61	213.00	200.00	200.00
<b>ReportGroup: 350 - Miscellaneous Revenue Total:</b>		<b>700.00</b>	<b>428.40</b>	<b>132.00</b>	<b>34.45</b>	<b>20.00</b>	<b>132.61</b>	<b>213.00</b>	<b>200.00</b>	<b>200.00</b>
<b>Department: 360 - INTEREST Total:</b>		<b>700.00</b>	<b>428.40</b>	<b>132.00</b>	<b>34.45</b>	<b>20.00</b>	<b>132.61</b>	<b>213.00</b>	<b>200.00</b>	<b>200.00</b>
<b>Department: 370 - MISCELLANEOUS REVENUE</b>										
<b>ReportGroup: 350 - Miscellaneous Revenue</b>										
<a href="#">36-370-3710-0000</a>	MISCELLANEOUS REVENUE	0.00	150.00	0.00	0.00	0.00	0.00	0.00	0.00	0.00
<b>ReportGroup: 350 - Miscellaneous Revenue Total:</b>		<b>0.00</b>	<b>150.00</b>	<b>0.00</b>	<b>0.00</b>	<b>0.00</b>	<b>0.00</b>	<b>0.00</b>	<b>0.00</b>	<b>0.00</b>
<b>Department: 370 - MISCELLANEOUS REVENUE Total:</b>		<b>0.00</b>	<b>150.00</b>	<b>0.00</b>	<b>0.00</b>	<b>0.00</b>	<b>0.00</b>	<b>0.00</b>	<b>0.00</b>	<b>0.00</b>
<b>Department: 390 - OTHER FINANCING SOURCES</b>										
<b>ReportGroup: 390 - Other revenue</b>										
<a href="#">36-390-3910-0000</a>	TRANSFER FROM GENERAL	1,090.00	1,090.00	1,181.00	1,181.00	1,303.00	1,303.00	1,303.00	1,429.00	1,429.00
<b>ReportGroup: 390 - Other revenue Total:</b>		<b>1,090.00</b>	<b>1,090.00</b>	<b>1,181.00</b>	<b>1,181.00</b>	<b>1,303.00</b>	<b>1,303.00</b>	<b>1,303.00</b>	<b>1,429.00</b>	<b>1,429.00</b>
<b>Department: 390 - OTHER FINANCING SOURCES Total:</b>		<b>1,090.00</b>	<b>1,090.00</b>	<b>1,181.00</b>	<b>1,181.00</b>	<b>1,303.00</b>	<b>1,303.00</b>	<b>1,303.00</b>	<b>1,429.00</b>	<b>1,429.00</b>
<b>Revenue Total:</b>		<b>1,790.00</b>	<b>1,668.40</b>	<b>1,313.00</b>	<b>1,215.45</b>	<b>1,323.00</b>	<b>1,435.61</b>	<b>1,516.00</b>	<b>1,629.00</b>	<b>1,629.00</b>
<b>Expense</b>										
<b>Department: 661 - HISTORICAL COMMISSION</b>										
<b>ReportGroup: 420 - Other Services &amp; Charges</b>										
<a href="#">36-661-4710-0000</a>	INSURANCE/BONDS	1,124.00	1,124.00	1,253.00	1,253.00	1,429.00	1,429.00	1,429.00	1,500.00	1,500.00
<a href="#">36-661-4950-0000</a>	UNCLASSIFIED	33,966.00	0.00	33,928.00	60.00	33,774.00	1,335.00	1,275.00	32,699.00	32,699.00
<b>ReportGroup: 420 - Other Services &amp; Charges Total:</b>		<b>35,090.00</b>	<b>1,124.00</b>	<b>35,181.00</b>	<b>1,313.00</b>	<b>35,203.00</b>	<b>2,764.00</b>	<b>2,704.00</b>	<b>34,199.00</b>	<b>34,199.00</b>
<b>Department: 661 - HISTORICAL COMMISSION Total:</b>		<b>35,090.00</b>	<b>1,124.00</b>	<b>35,181.00</b>	<b>1,313.00</b>	<b>35,203.00</b>	<b>2,764.00</b>	<b>2,704.00</b>	<b>34,199.00</b>	<b>34,199.00</b>
<b>Expense Total:</b>		<b>35,090.00</b>	<b>1,124.00</b>	<b>35,181.00</b>	<b>1,313.00</b>	<b>35,203.00</b>	<b>2,764.00</b>	<b>2,704.00</b>	<b>34,199.00</b>	<b>34,199.00</b>
<b>Fund: 36 - HISTORICAL COMMISSION Surplus (Deficit):</b>		<b>(33,300.00)</b>	<b>544.40</b>	<b>(33,868.00)</b>	<b>(97.55)</b>	<b>(33,880.00)</b>	<b>(1,328.39)</b>	<b>(1,188.00)</b>	<b>(32,570.00)</b>	<b>(32,570.00)</b>

Budget - ADOPTED

For Fiscal: 2021-2022 Period Ending: 09/30/2022

	2019-2020 Total Budget	2019-2020 Total Activity	2020-2021 Total Budget	2020-2021 Total Activity	2021-2022 Total Budget	2021-2022 YTD Activity	Defined Budgets		2022-2023 PROPOSED	2022-2023 2022-2023
							2021-2022 PJ			
<b>Fund: 37 - MEDIATION FUND</b>										
<b>Revenue</b>										
<b>Department: 342 - CHARGES FOR SERVICES</b>										
<b>ReportGroup: 330 - Charges for Services</b>										
<a href="#">37-342-3413-0000</a>	PROSECUTORS FEES	0.00	0.00	0.00	1,676.00	0.00	1,000.00	1,000.00	0.00	0.00
	<b>ReportGroup: 330 - Charges for Services Total:</b>	<b>0.00</b>	<b>0.00</b>	<b>0.00</b>	<b>1,676.00</b>	<b>0.00</b>	<b>1,000.00</b>	<b>1,000.00</b>	<b>0.00</b>	<b>0.00</b>
	<b>Department: 342 - CHARGES FOR SERVICES Total:</b>	<b>0.00</b>	<b>0.00</b>	<b>0.00</b>	<b>1,676.00</b>	<b>0.00</b>	<b>1,000.00</b>	<b>1,000.00</b>	<b>0.00</b>	<b>0.00</b>
	<b>Revenue Total:</b>	<b>0.00</b>	<b>0.00</b>	<b>0.00</b>	<b>1,676.00</b>	<b>0.00</b>	<b>1,000.00</b>	<b>1,000.00</b>	<b>0.00</b>	<b>0.00</b>
<b>Expense</b>										
<b>Department: 437 - CRIMINAL DISTRICT ATTORNEY</b>										
<b>ReportGroup: 410 - Supplies</b>										
<a href="#">37-437-4310-0000</a>	OFFICE SUPPLIES & EXPENSES	0.00	0.00	0.00	0.00	2,626.00	0.00	0.00	4,000.00	4,000.00
	<b>ReportGroup: 410 - Supplies Total:</b>	<b>0.00</b>	<b>0.00</b>	<b>0.00</b>	<b>0.00</b>	<b>2,626.00</b>	<b>0.00</b>	<b>0.00</b>	<b>4,000.00</b>	<b>4,000.00</b>
	<b>Department: 437 - CRIMINAL DISTRICT ATTORNEY Total:</b>	<b>0.00</b>	<b>0.00</b>	<b>0.00</b>	<b>0.00</b>	<b>2,626.00</b>	<b>0.00</b>	<b>0.00</b>	<b>4,000.00</b>	<b>4,000.00</b>
	<b>Expense Total:</b>	<b>0.00</b>	<b>0.00</b>	<b>0.00</b>	<b>0.00</b>	<b>2,626.00</b>	<b>0.00</b>	<b>0.00</b>	<b>4,000.00</b>	<b>4,000.00</b>
	<b>Fund: 37 - MEDIATION FUND Surplus (Deficit):</b>	<b>0.00</b>	<b>0.00</b>	<b>0.00</b>	<b>1,676.00</b>	<b>(2,626.00)</b>	<b>1,000.00</b>	<b>1,000.00</b>	<b>(4,000.00)</b>	<b>(4,000.00)</b>

Budget - ADOPTED

For Fiscal: 2021-2022 Period Ending: 09/30/2022

		2019-2020	2019-2020	2020-2021	2020-2021	2021-2022	2021-2022	Defined Budgets		
		Total Budget	Total Activity	Total Budget	Total Activity	Total Budget	YTD Activity	2021-2022	2022-2023	2022-2023
								PJ	PROPOSED	2022-2023
<b>Fund: 39 - BRIDGE REPLACEMENT</b>										
<b>Revenue</b>										
<b>Department: 360 - INTEREST</b>										
<b>ReportGroup: 350 - Miscellaneous Revenue</b>										
<a href="#">39-360-3600-0000</a>	INTEREST	3,000.00	2,192.30	530.00	225.21	180.00	1,082.17	1,800.00	2,000.00	2,000.00
<b>ReportGroup: 350 - Miscellaneous Revenue Total:</b>		<b>3,000.00</b>	<b>2,192.30</b>	<b>530.00</b>	<b>225.21</b>	<b>180.00</b>	<b>1,082.17</b>	<b>1,800.00</b>	<b>2,000.00</b>	<b>2,000.00</b>
<b>Department: 360 - INTEREST Total:</b>		<b>3,000.00</b>	<b>2,192.30</b>	<b>530.00</b>	<b>225.21</b>	<b>180.00</b>	<b>1,082.17</b>	<b>1,800.00</b>	<b>2,000.00</b>	<b>2,000.00</b>
<b>Department: 390 - OTHER FINANCING SOURCES</b>										
<b>ReportGroup: 390 - Other revenue</b>										
<a href="#">39-390-3910-0000</a>	TRS FROM GENERAL	50,000.00	50,000.00	50,000.00	50,000.00	50,000.00	50,000.00	50,000.00	50,000.00	50,000.00
<b>ReportGroup: 390 - Other revenue Total:</b>		<b>50,000.00</b>	<b>50,000.00</b>	<b>50,000.00</b>	<b>50,000.00</b>	<b>50,000.00</b>	<b>50,000.00</b>	<b>50,000.00</b>	<b>50,000.00</b>	<b>50,000.00</b>
<b>Department: 390 - OTHER FINANCING SOURCES Total:</b>		<b>50,000.00</b>	<b>50,000.00</b>	<b>50,000.00</b>	<b>50,000.00</b>	<b>50,000.00</b>	<b>50,000.00</b>	<b>50,000.00</b>	<b>50,000.00</b>	<b>50,000.00</b>
<b>Revenue Total:</b>		<b>53,000.00</b>	<b>52,192.30</b>	<b>50,530.00</b>	<b>50,225.21</b>	<b>50,180.00</b>	<b>51,082.17</b>	<b>51,800.00</b>	<b>52,000.00</b>	<b>52,000.00</b>
<b>Expense</b>										
<b>Department: 610 - GENERAL ROAD &amp; BRIDGE</b>										
<b>ReportGroup: 430 - Capital Outlay</b>										
<a href="#">39-610-5800-0000</a>	BRIDGE REPLACEMENT	190,300.00	0.00	240,000.00	0.00	289,000.00	0.00	0.00	342,742.00	342,742.00
<b>ReportGroup: 430 - Capital Outlay Total:</b>		<b>190,300.00</b>	<b>0.00</b>	<b>240,000.00</b>	<b>0.00</b>	<b>289,000.00</b>	<b>0.00</b>	<b>0.00</b>	<b>342,742.00</b>	<b>342,742.00</b>
<b>Department: 610 - GENERAL ROAD &amp; BRIDGE Total:</b>		<b>190,300.00</b>	<b>0.00</b>	<b>240,000.00</b>	<b>0.00</b>	<b>289,000.00</b>	<b>0.00</b>	<b>0.00</b>	<b>342,742.00</b>	<b>342,742.00</b>
<b>Expense Total:</b>		<b>190,300.00</b>	<b>0.00</b>	<b>240,000.00</b>	<b>0.00</b>	<b>289,000.00</b>	<b>0.00</b>	<b>0.00</b>	<b>342,742.00</b>	<b>342,742.00</b>
<b>Fund: 39 - BRIDGE REPLACEMENT Surplus (Deficit):</b>		<b>(137,300.00)</b>	<b>52,192.30</b>	<b>(189,470.00)</b>	<b>50,225.21</b>	<b>(238,820.00)</b>	<b>51,082.17</b>	<b>51,800.00</b>	<b>(290,742.00)</b>	<b>(290,742.00)</b>

Budget - ADOPTED

For Fiscal: 2021-2022 Period Ending: 09/30/2022

		2019-2020		2020-2021		2021-2022		Defined Budgets		
		Total Budget	Total Activity	Total Budget	Total Activity	Total Budget	YTD Activity	2021-2022 PJ	2022-2023 PROPOSED	2022-2023 2022-2023
<b>Fund: 40 - HIGHWAY</b>										
<b>Revenue</b>										
<b>Department: 333 - STATE GRANTS</b>										
<b>ReportGroup: 320 - Intergovernmental Revenue</b>										
<a href="#">40-333-3250-0000</a>	TXDOT GRANT (TIF)	0.00	0.00	371,765.63	371,765.65	131,242.14	279,737.64	599,485.56	0.00	0.00
<b>ReportGroup: 320 - Intergovernmental Revenue Total:</b>		<b>0.00</b>	<b>0.00</b>	<b>371,765.63</b>	<b>371,765.65</b>	<b>131,242.14</b>	<b>279,737.64</b>	<b>599,485.56</b>	<b>0.00</b>	<b>0.00</b>
<b>Department: 333 - STATE GRANTS Total:</b>		<b>0.00</b>	<b>0.00</b>	<b>371,765.63</b>	<b>371,765.65</b>	<b>131,242.14</b>	<b>279,737.64</b>	<b>599,485.56</b>	<b>0.00</b>	<b>0.00</b>
<b>Department: 334 - SHARED REVENUES</b>										
<b>ReportGroup: 320 - Intergovernmental Revenue</b>										
<a href="#">40-334-3340-0000</a>	MOTOR VEH LICENSE	355,450.00	355,218.95	355,450.00	355,531.00	355,450.00	355,725.17	355,725.00	355,450.00	355,450.00
<a href="#">40-334-3350-0000</a>	RD & BRIDGE FEE - \$10	141,410.00	141,902.05	141,410.00	142,490.00	142,000.00	134,540.50	142,000.00	142,000.00	142,000.00
<a href="#">40-334-3370-0000</a>	WEIGH FEES	75,000.00	89,499.79	80,000.00	70,370.40	75,000.00	66,403.60	66,403.60	70,000.00	70,000.00
<b>ReportGroup: 320 - Intergovernmental Revenue Total:</b>		<b>571,860.00</b>	<b>586,620.79</b>	<b>576,860.00</b>	<b>568,391.40</b>	<b>572,450.00</b>	<b>556,669.27</b>	<b>564,128.60</b>	<b>567,450.00</b>	<b>567,450.00</b>
<b>Department: 334 - SHARED REVENUES Total:</b>		<b>571,860.00</b>	<b>586,620.79</b>	<b>576,860.00</b>	<b>568,391.40</b>	<b>572,450.00</b>	<b>556,669.27</b>	<b>564,128.60</b>	<b>567,450.00</b>	<b>567,450.00</b>
<b>Department: 370 - MISCELLANEOUS REVENUE</b>										
<b>ReportGroup: 350 - Miscellaneous Revenue</b>										
<a href="#">40-370-3710-0000</a>	MISCELLANEOUS REVENUE	144,563.61	144,563.61	16,497.04	16,497.04	9,090.54	12,134.34	12,134.34	0.00	0.00
<b>ReportGroup: 350 - Miscellaneous Revenue Total:</b>		<b>144,563.61</b>	<b>144,563.61</b>	<b>16,497.04</b>	<b>16,497.04</b>	<b>9,090.54</b>	<b>12,134.34</b>	<b>12,134.34</b>	<b>0.00</b>	<b>0.00</b>
<b>Department: 370 - MISCELLANEOUS REVENUE Total:</b>		<b>144,563.61</b>	<b>144,563.61</b>	<b>16,497.04</b>	<b>16,497.04</b>	<b>9,090.54</b>	<b>12,134.34</b>	<b>12,134.34</b>	<b>0.00</b>	<b>0.00</b>
<b>Department: 390 - OTHER FINANCING SOURCES</b>										
<b>ReportGroup: 390 - Other revenue</b>										
<a href="#">40-390-3910-0000</a>	TRS FROM GENERAL	0.00	0.00	10,180.31	619,722.00	0.00	0.00	0.00	0.00	0.00
<b>ReportGroup: 390 - Other revenue Total:</b>		<b>0.00</b>	<b>0.00</b>	<b>10,180.31</b>	<b>619,722.00</b>	<b>0.00</b>	<b>0.00</b>	<b>0.00</b>	<b>0.00</b>	<b>0.00</b>
<b>Department: 390 - OTHER FINANCING SOURCES Total:</b>		<b>0.00</b>	<b>0.00</b>	<b>10,180.31</b>	<b>619,722.00</b>	<b>0.00</b>	<b>0.00</b>	<b>0.00</b>	<b>0.00</b>	<b>0.00</b>
<b>Revenue Total:</b>		<b>716,423.61</b>	<b>731,184.40</b>	<b>975,302.98</b>	<b>1,576,376.09</b>	<b>712,782.68</b>	<b>848,541.25</b>	<b>1,175,748.50</b>	<b>567,450.00</b>	<b>567,450.00</b>
<b>Expense</b>										
<b>Department: 610 - GENERAL ROAD &amp; BRIDGE</b>										
<b>ReportGroup: 410 - Supplies</b>										
<a href="#">40-610-4375-0000</a>	PARTS, SUPPLIES, REPAIRS	5,000.00	5,000.00	5,252.01	5,232.01	5,407.00	5,406.23	5,406.23	6,000.00	6,000.00
<a href="#">40-610-4380-0000</a>	ROAD MATERIALS	144,563.61	144,525.81	0.00	0.00	593.00	592.65	592.65	0.00	0.00
<b>ReportGroup: 410 - Supplies Total:</b>		<b>149,563.61</b>	<b>149,525.81</b>	<b>5,252.01</b>	<b>5,232.01</b>	<b>6,000.00</b>	<b>5,998.88</b>	<b>5,998.88</b>	<b>6,000.00</b>	<b>6,000.00</b>
<b>ReportGroup: 420 - Other Services &amp; Charges</b>										
<a href="#">40-610-4710-0000</a>	INSURANCE/BONDS	600.00	600.00	654.00	654.00	680.00	649.00	649.00	680.00	680.00



Budget - ADOPTED

For Fiscal: 2021-2022 Period Ending: 09/30/2022

								Defined Budgets		
		2019-2020	2019-2020	2020-2021	2020-2021	2021-2022	2021-2022	2021-2022	2022-2023	2022-2023
		Total Budget	Total Activity	Total Budget	Total Activity	Total Budget	YTD Activity	PJ	PROPOSED	2022-2023
<a href="#">40-610-4740-0000</a>	UTILITIES	0.00	0.00	1,276.00	1,275.04	1,300.00	1,009.95	1,042.16	1,500.00	1,500.00
	<b>ReportGroup: 420 - Other Services &amp; Charges Total:</b>	<b>600.00</b>	<b>600.00</b>	<b>1,930.00</b>	<b>1,929.04</b>	<b>1,980.00</b>	<b>1,658.95</b>	<b>1,691.16</b>	<b>2,180.00</b>	<b>2,180.00</b>
	<b>Department: 610 - GENERAL ROAD &amp; BRIDGE Total:</b>	<b>150,163.61</b>	<b>150,125.81</b>	<b>7,182.01</b>	<b>7,161.05</b>	<b>7,980.00</b>	<b>7,657.83</b>	<b>7,690.04</b>	<b>8,180.00</b>	<b>8,180.00</b>
<b>Department: 611 - R&amp;B #1, GENERAL</b>										
<b>ReportGroup: 410 - Supplies</b>										
<a href="#">40-611-4380-0000</a>	ROAD MATERIALS, PCT 1	35,000.00	35,000.00	25,000.00	25,000.00	25,000.00	25,000.00	25,000.00	25,000.00	25,000.00
	<b>ReportGroup: 410 - Supplies Total:</b>	<b>35,000.00</b>	<b>35,000.00</b>	<b>25,000.00</b>	<b>25,000.00</b>	<b>25,000.00</b>	<b>25,000.00</b>	<b>25,000.00</b>	<b>25,000.00</b>	<b>25,000.00</b>
<b>ReportGroup: 430 - Capital Outlay</b>										
<a href="#">40-611-5550-0000</a>	CAPITAL OUTLAY - ROADS	0.00	0.00	69,493.87	107,542.58	14,994.99	87,125.43	87,125.00	0.00	0.00
<a href="#">40-611-5551-0000</a>	CAPITAL - ROADS - EMERGENCY	0.00	0.00	0.00	0.00	74,804.00	74,628.00	74,804.00	0.00	0.00
	<b>ReportGroup: 430 - Capital Outlay Total:</b>	<b>0.00</b>	<b>0.00</b>	<b>69,493.87</b>	<b>107,542.58</b>	<b>89,798.99</b>	<b>161,753.43</b>	<b>161,929.00</b>	<b>0.00</b>	<b>0.00</b>
	<b>Department: 611 - R&amp;B #1, GENERAL Total:</b>	<b>35,000.00</b>	<b>35,000.00</b>	<b>94,493.87</b>	<b>132,542.58</b>	<b>114,798.99</b>	<b>186,753.43</b>	<b>186,929.00</b>	<b>25,000.00</b>	<b>25,000.00</b>
<b>Department: 612 - R&amp;B #2, GENERAL</b>										
<b>ReportGroup: 410 - Supplies</b>										
<a href="#">40-612-4380-0000</a>	ROAD MATERIALS, PCT 2	35,000.00	35,000.00	25,000.00	25,000.00	25,000.00	25,000.00	25,000.00	25,000.00	25,000.00
	<b>ReportGroup: 410 - Supplies Total:</b>	<b>35,000.00</b>	<b>35,000.00</b>	<b>25,000.00</b>	<b>25,000.00</b>	<b>25,000.00</b>	<b>25,000.00</b>	<b>25,000.00</b>	<b>25,000.00</b>	<b>25,000.00</b>
<b>ReportGroup: 430 - Capital Outlay</b>										
<a href="#">40-612-5550-0000</a>	CAPITAL OUTLAY - ROADS	0.00	0.00	110,178.40	129,513.59	24,323.60	160,909.57	160,909.57	0.00	0.00
<a href="#">40-612-5551-0000</a>	CAPITAL - ROADS - EMERGENCY	0.00	0.00	0.00	0.00	276,400.00	274,126.87	276,400.00	0.00	0.00
	<b>ReportGroup: 430 - Capital Outlay Total:</b>	<b>0.00</b>	<b>0.00</b>	<b>110,178.40</b>	<b>129,513.59</b>	<b>300,723.60</b>	<b>435,036.44</b>	<b>437,309.57</b>	<b>0.00</b>	<b>0.00</b>
	<b>Department: 612 - R&amp;B #2, GENERAL Total:</b>	<b>35,000.00</b>	<b>35,000.00</b>	<b>135,178.40</b>	<b>154,513.59</b>	<b>325,723.60</b>	<b>460,036.44</b>	<b>462,309.57</b>	<b>25,000.00</b>	<b>25,000.00</b>
<b>Department: 613 - R&amp;B #3, GENERAL</b>										
<b>ReportGroup: 410 - Supplies</b>										
<a href="#">40-613-4380-0000</a>	ROAD MATERIALS, PCT 3	35,000.00	35,000.00	25,000.00	25,000.00	25,000.00	17,015.89	25,000.00	25,000.00	25,000.00
	<b>ReportGroup: 410 - Supplies Total:</b>	<b>35,000.00</b>	<b>35,000.00</b>	<b>25,000.00</b>	<b>25,000.00</b>	<b>25,000.00</b>	<b>17,015.89</b>	<b>25,000.00</b>	<b>25,000.00</b>	<b>25,000.00</b>
<b>ReportGroup: 430 - Capital Outlay</b>										
<a href="#">40-613-5550-0000</a>	CAPITAL OUTLAY - ROADS	0.00	0.00	88,153.11	101,020.31	31,931.54	61,933.69	54,596.54	0.00	0.00
<a href="#">40-613-5551-0000</a>	CAPITAL - ROADS - EMERGENCY	0.00	0.00	1,761.30	1,761.30	172,702.00	73,688.10	60,662.73	112,702.00	112,702.00
	<b>ReportGroup: 430 - Capital Outlay Total:</b>	<b>0.00</b>	<b>0.00</b>	<b>89,914.41</b>	<b>102,781.61</b>	<b>204,633.54</b>	<b>135,621.79</b>	<b>115,259.27</b>	<b>112,702.00</b>	<b>112,702.00</b>
	<b>Department: 613 - R&amp;B #3, GENERAL Total:</b>	<b>35,000.00</b>	<b>35,000.00</b>	<b>114,914.41</b>	<b>127,781.61</b>	<b>229,633.54</b>	<b>152,637.68</b>	<b>140,259.27</b>	<b>137,702.00</b>	<b>137,702.00</b>

Budget - ADOPTED

For Fiscal: 2021-2022 Period Ending: 09/30/2022

		2019-2020	2019-2020	2020-2021	2020-2021	2021-2022	2021-2022	Defined Budgets		
		Total Budget	Total Activity	Total Budget	Total Activity	Total Budget	YTD Activity	2021-2022	2022-2023	2022-2023
								PJ	PROPOSED	2022-2023
<b>Department: 614 - R&amp;B #4, GENERAL</b>										
<b>ReportGroup: 410 - Supplies</b>										
<a href="#">40-614-4380-0000</a>	ROAD MATERIALS, PCT 4	35,000.00	11,387.48	48,613.00	48,613.00	25,000.00	25,000.00	25,000.00	25,000.00	25,000.00
<b>ReportGroup: 410 - Supplies Total:</b>		<b>35,000.00</b>	<b>11,387.48</b>	<b>48,613.00</b>	<b>48,613.00</b>	<b>25,000.00</b>	<b>25,000.00</b>	<b>25,000.00</b>	<b>25,000.00</b>	<b>25,000.00</b>
<b>ReportGroup: 420 - Other Services &amp; Charges</b>										
<a href="#">40-614-4850-0000</a>	ROW & EXPENSE	0.00	0.00	16,497.04	16,497.04	9,090.54	12,134.34	12,134.34	0.00	0.00
<b>ReportGroup: 420 - Other Services &amp; Charges Total:</b>		<b>0.00</b>	<b>0.00</b>	<b>16,497.04</b>	<b>16,497.04</b>	<b>9,090.54</b>	<b>12,134.34</b>	<b>12,134.34</b>	<b>0.00</b>	<b>0.00</b>
<b>ReportGroup: 430 - Capital Outlay</b>										
<a href="#">40-614-5550-0000</a>	CAPITAL OUTLAY - ROADS	0.00	0.00	103,940.26	159,405.57	59,992.01	131,016.85	131,016.85	0.00	0.00
<a href="#">40-614-5551-0000</a>	CAPITAL - ROADS - EMERGENCY	0.00	0.00	7,887.00	7,887.00	95,816.00	45,630.00	20,000.00	75,816.00	75,816.00
<b>ReportGroup: 430 - Capital Outlay Total:</b>		<b>0.00</b>	<b>0.00</b>	<b>111,827.26</b>	<b>167,292.57</b>	<b>155,808.01</b>	<b>176,646.85</b>	<b>151,016.85</b>	<b>75,816.00</b>	<b>75,816.00</b>
<b>Department: 614 - R&amp;B #4, GENERAL Total:</b>		<b>35,000.00</b>	<b>11,387.48</b>	<b>176,937.30</b>	<b>232,402.61</b>	<b>189,898.55</b>	<b>213,781.19</b>	<b>188,151.19</b>	<b>100,816.00</b>	<b>100,816.00</b>
<b>Department: 700 - TRANSFERS OUT</b>										
<b>ReportGroup: 490 - Other</b>										
<a href="#">40-700-7041-0000</a>	TRS TO R&B #1	102,020.00	102,020.00	106,322.00	106,322.00	101,509.00	101,509.00	101,509.00	101,509.00	101,509.00
<a href="#">40-700-7042-0000</a>	TRS TO R&B #2	111,168.00	111,168.00	115,855.00	115,855.00	110,610.00	110,610.00	110,610.00	110,610.00	110,610.00
<a href="#">40-700-7043-0000</a>	TRS TO R&B #3	88,276.00	88,276.00	91,998.00	91,998.00	87,834.00	87,834.00	87,834.00	87,834.00	87,834.00
<a href="#">40-700-7044-0000</a>	TRS TO R&B #4	149,155.00	149,155.00	155,444.00	155,444.00	148,407.00	148,407.00	148,407.00	148,407.00	148,407.00
<b>ReportGroup: 490 - Other Total:</b>		<b>450,619.00</b>	<b>450,619.00</b>	<b>469,619.00</b>	<b>469,619.00</b>	<b>448,360.00</b>	<b>448,360.00</b>	<b>448,360.00</b>	<b>448,360.00</b>	<b>448,360.00</b>
<b>Department: 700 - TRANSFERS OUT Total:</b>		<b>450,619.00</b>	<b>450,619.00</b>	<b>469,619.00</b>	<b>469,619.00</b>	<b>448,360.00</b>	<b>448,360.00</b>	<b>448,360.00</b>	<b>448,360.00</b>	<b>448,360.00</b>
<b>Expense Total:</b>		<b>740,782.61</b>	<b>717,132.29</b>	<b>998,324.99</b>	<b>1,124,020.44</b>	<b>1,316,394.68</b>	<b>1,469,226.57</b>	<b>1,433,699.07</b>	<b>745,058.00</b>	<b>745,058.00</b>
<b>Fund: 40 - HIGHWAY Surplus (Deficit):</b>		<b>(24,359.00)</b>	<b>14,052.11</b>	<b>(23,022.01)</b>	<b>452,355.65</b>	<b>(603,612.00)</b>	<b>(620,685.32)</b>	<b>(257,950.57)</b>	<b>(177,608.00)</b>	<b>(177,608.00)</b>

Budget - ADOPTED

For Fiscal: 2021-2022 Period Ending: 09/30/2022

		2019-2020	2019-2020	2020-2021	2020-2021	2021-2022	2021-2022	Defined Budgets		
		Total Budget	Total Activity	Total Budget	Total Activity	Total Budget	YTD Activity	2021-2022	2022-2023	2022-2023
								PJ	PROPOSED	2022-2023
<b>Fund: 41 - ROAD &amp; BRIDGE GEN NO. 1</b>										
<b>Revenue</b>										
<b>Department: 330 - FEDERAL GRANTS</b>										
<b>ReportGroup: 320 - Intergovernmental Revenue</b>										
<a href="#">41-330-3130-0000</a>	FEMA - PASS THRU TDEM	0.00	2,444.65	0.00	0.00	0.00	0.00	0.00	0.00	0.00
<b>ReportGroup: 320 - Intergovernmental Revenue Total:</b>		<b>0.00</b>	<b>2,444.65</b>	<b>0.00</b>	<b>0.00</b>	<b>0.00</b>	<b>0.00</b>	<b>0.00</b>	<b>0.00</b>	<b>0.00</b>
<b>Department: 330 - FEDERAL GRANTS Total:</b>		<b>0.00</b>	<b>2,444.65</b>	<b>0.00</b>	<b>0.00</b>	<b>0.00</b>	<b>0.00</b>	<b>0.00</b>	<b>0.00</b>	<b>0.00</b>
<b>Department: 360 - INTEREST</b>										
<b>ReportGroup: 350 - Miscellaneous Revenue</b>										
<a href="#">41-360-3600-0000</a>	INTEREST	5,000.00	4,466.62	600.00	271.95	200.00	877.48	1,223.00	500.00	500.00
<b>ReportGroup: 350 - Miscellaneous Revenue Total:</b>		<b>5,000.00</b>	<b>4,466.62</b>	<b>600.00</b>	<b>271.95</b>	<b>200.00</b>	<b>877.48</b>	<b>1,223.00</b>	<b>500.00</b>	<b>500.00</b>
<b>Department: 360 - INTEREST Total:</b>		<b>5,000.00</b>	<b>4,466.62</b>	<b>600.00</b>	<b>271.95</b>	<b>200.00</b>	<b>877.48</b>	<b>1,223.00</b>	<b>500.00</b>	<b>500.00</b>
<b>Department: 364 - SALES &amp; COMPENSATED LOSSES</b>										
<b>ReportGroup: 350 - Miscellaneous Revenue</b>										
<a href="#">41-364-3640-0000</a>	SALE OF FIXED ASSETS	0.00	0.00	0.00	1,130.00	0.00	0.00	0.00	0.00	0.00
<b>ReportGroup: 350 - Miscellaneous Revenue Total:</b>		<b>0.00</b>	<b>0.00</b>	<b>0.00</b>	<b>1,130.00</b>	<b>0.00</b>	<b>0.00</b>	<b>0.00</b>	<b>0.00</b>	<b>0.00</b>
<b>Department: 364 - SALES &amp; COMPENSATED LOSSES Total:</b>		<b>0.00</b>	<b>0.00</b>	<b>0.00</b>	<b>1,130.00</b>	<b>0.00</b>	<b>0.00</b>	<b>0.00</b>	<b>0.00</b>	<b>0.00</b>
<b>Department: 370 - MISCELLANEOUS REVENUE</b>										
<b>ReportGroup: 350 - Miscellaneous Revenue</b>										
<a href="#">41-370-3710-0000</a>	MISCELLANEOUS REVENUE	13,931.80	13,831.80	100.00	3,756.55	100.00	51.30	0.00	100.00	100.00
<b>ReportGroup: 350 - Miscellaneous Revenue Total:</b>		<b>13,931.80</b>	<b>13,831.80</b>	<b>100.00</b>	<b>3,756.55</b>	<b>100.00</b>	<b>51.30</b>	<b>0.00</b>	<b>100.00</b>	<b>100.00</b>
<b>Department: 370 - MISCELLANEOUS REVENUE Total:</b>		<b>13,931.80</b>	<b>13,831.80</b>	<b>100.00</b>	<b>3,756.55</b>	<b>100.00</b>	<b>51.30</b>	<b>0.00</b>	<b>100.00</b>	<b>100.00</b>
<b>Department: 390 - OTHER FINANCING SOURCES</b>										
<b>ReportGroup: 390 - Other revenue</b>										
<a href="#">41-390-3910-0000</a>	TRS FROM GENERAL	428,997.00	428,997.00	439,739.00	443,854.75	458,744.00	458,744.00	458,744.00	466,741.00	466,741.00
<a href="#">41-390-3940-0000</a>	TRS FROM HIGHWAY	102,020.00	102,020.00	106,322.00	106,322.00	101,509.00	101,509.00	101,509.00	101,509.00	101,509.00
<b>ReportGroup: 390 - Other revenue Total:</b>		<b>531,017.00</b>	<b>531,017.00</b>	<b>546,061.00</b>	<b>550,176.75</b>	<b>560,253.00</b>	<b>560,253.00</b>	<b>560,253.00</b>	<b>568,250.00</b>	<b>568,250.00</b>
<b>Department: 390 - OTHER FINANCING SOURCES Total:</b>		<b>531,017.00</b>	<b>531,017.00</b>	<b>546,061.00</b>	<b>550,176.75</b>	<b>560,253.00</b>	<b>560,253.00</b>	<b>560,253.00</b>	<b>568,250.00</b>	<b>568,250.00</b>
<b>Revenue Total:</b>		<b>549,948.80</b>	<b>551,760.07</b>	<b>546,761.00</b>	<b>555,335.25</b>	<b>560,553.00</b>	<b>561,181.78</b>	<b>561,476.00</b>	<b>568,850.00</b>	<b>568,850.00</b>
<b>Expense</b>										
<b>Department: 611 - R&amp;B #1, GENERAL</b>										
<b>ReportGroup: 400 - Payroll Expenses</b>										
<a href="#">41-611-4070-0000</a>	SALARY, TRAVEL ALLOWANCE	9,100.00	9,100.00	9,100.00	9,100.00	9,100.00	8,400.00	9,100.00	10,000.00	10,000.00
<a href="#">41-611-4071-0000</a>	SALARY, UNIFORM ALLOWANCE	125.00	0.00	125.00	0.00	125.00	0.00	125.00	125.00	125.00

Budget - ADOPTED

For Fiscal: 2021-2022 Period Ending: 09/30/2022

		2019-2020	2019-2020	2020-2021	2020-2021	2021-2022	2021-2022	Defined Budgets		
		Total Budget	Total Activity	Total Budget	Total Activity	Total Budget	YTD Activity	2021-2022	2022-2023	2022-2023
								PJ	PROPOSED	2022-2023
<a href="#">41-611-4085-0000</a>	LONGEVITY	3,592.00	3,592.00	7,864.00	7,864.00	7,848.00	7,848.00	7,848.00	8,408.00	8,408.00
<a href="#">41-611-4090-0000</a>	SALARY, PCT	49,468.00	47,290.93	50,457.00	50,281.62	52,476.00	48,422.42	52,476.00	54,051.00	54,051.00
<a href="#">41-611-4140-0000</a>	SALARY, PCT	45,427.00	45,425.13	46,336.00	46,321.60	48,190.00	44,467.20	48,190.00	49,636.00	49,636.00
<a href="#">41-611-4142-0000</a>	SALARY, PCT	45,427.00	44,880.16	46,336.00	46,321.62	48,190.00	44,467.20	48,190.00	49,636.00	49,636.00
<a href="#">41-611-4143-0000</a>	SALARY, PCT	44,336.00	44,304.95	45,223.00	45,219.20	47,032.00	43,411.21	47,032.00	48,443.00	48,443.00
<a href="#">41-611-4144-0000</a>	SALARY, PCT	36,178.00	22,167.60	44,790.00	44,175.68	47,032.00	43,411.22	47,032.00	48,443.00	48,443.00
<a href="#">41-611-4180-0000</a>	SALARY, PT TIME, PRECINCTS	1,200.00	0.00	433.00	432.19	0.00	0.00	0.00	0.00	0.00
<a href="#">41-611-4201-0000</a>	FRG BENE, SOC SEC TAXES	18,581.00	15,249.40	19,176.00	17,719.65	19,890.00	17,319.20	18,703.00	20,559.00	20,559.00
<a href="#">41-611-4202-0000</a>	FRG BENE, GROUP INS	79,581.00	73,526.22	84,307.00	83,179.68	86,527.00	78,769.39	85,912.00	86,874.00	86,874.00
<a href="#">41-611-4203-0000</a>	FRG BENE, RETIREMENT	23,682.00	21,289.68	24,014.00	23,918.32	26,455.00	24,383.15	26,409.00	25,653.00	25,653.00
<a href="#">41-611-4204-0000</a>	FRG BENE, WORKERS COMPENS...	5,026.00	4,994.56	5,354.00	4,530.20	4,837.00	2,736.24	3,648.00	3,867.00	3,867.00
<a href="#">41-611-4206-0000</a>	FRG BENE, UNEMPLOYMENT C...	146.00	134.86	121.00	119.94	126.00	116.00	125.34	130.00	130.00
<b>ReportGroup: 400 - Payroll Expenses Total:</b>		<b>361,869.00</b>	<b>331,955.49</b>	<b>383,636.00</b>	<b>379,183.70</b>	<b>397,828.00</b>	<b>363,751.23</b>	<b>394,790.34</b>	<b>405,825.00</b>	<b>405,825.00</b>
<b>ReportGroup: 410 - Supplies</b>										
<a href="#">41-611-4310-0000</a>	OFFICE SUPPLIES & EXPENSES	1,003.00	1,002.78	500.00	235.62	500.00	226.15	200.00	500.00	500.00
<a href="#">41-611-4355-0000</a>	CULVERT, FLUMING & TILE	9,900.00	5,071.35	20,000.00	3,346.56	17,700.00	17,193.32	17,193.32	20,500.00	20,500.00
<a href="#">41-611-4360-0000</a>	FUEL	28,000.00	15,796.43	40,000.00	23,064.30	40,000.00	27,189.06	27,190.00	45,000.00	45,000.00
<a href="#">41-611-4370-0000</a>	OIL, GREASE & COOLANT	3,514.00	3,486.07	4,500.00	2,440.89	4,500.00	4,375.04	4,375.04	5,000.00	5,000.00
<a href="#">41-611-4375-0000</a>	PARTS, SUPPLIES, REPAIRS	72,234.00	72,233.60	42,000.00	39,214.32	45,700.00	43,120.67	43,900.00	40,000.00	40,000.00
<a href="#">41-611-4380-0000</a>	ROAD MATERIALS	95,685.80	88,878.38	79,800.00	69,101.39	83,848.00	80,873.91	80,215.00	10,891.00	10,891.00
<a href="#">41-611-4381-0000</a>	ROAD MATERIALS, C/O	0.00	0.00	0.00	0.00	660.00	0.00	0.00	0.00	28,340.00
<a href="#">41-611-4385-0000</a>	SIGNS, SIGN BLANKS	2,500.00	2,186.90	2,500.00	1,448.77	2,500.00	2,311.67	2,312.00	2,500.00	2,500.00
<a href="#">41-611-4390-0000</a>	TIRES & TUBES	7,265.00	5,176.70	10,500.00	9,949.46	12,300.00	12,336.16	12,337.00	8,000.00	8,000.00
<a href="#">41-611-4395-0000</a>	WEED & BRUSH CHEMICALS	3,000.00	1,387.88	3,000.00	1,646.25	1,000.00	0.00	0.00	3,000.00	3,000.00
<b>ReportGroup: 410 - Supplies Total:</b>		<b>223,101.80</b>	<b>195,220.09</b>	<b>202,800.00</b>	<b>150,447.56</b>	<b>208,708.00</b>	<b>187,625.98</b>	<b>187,722.36</b>	<b>135,391.00</b>	<b>163,731.00</b>
<b>ReportGroup: 420 - Other Services &amp; Charges</b>										
<a href="#">41-611-4620-0000</a>	COMMUNICATIONS	4,081.00	3,872.11	4,000.00	2,919.23	3,076.00	2,840.46	2,960.46	3,096.00	3,096.00
<b>Budget Detail</b>										
<b>Budget Code</b>	<b>Description</b>			<b>Units</b>	<b>Price</b>	<b>Amount</b>				
2022-2023	CELL REIM			12.00	120.00	1,440.00				
2022-2023	INTERNET			12.00	40.00	480.00				
2022-2023	PHONE			12.00	98.00	1,176.00				

**Budget - ADOPTED**

For Fiscal: 2021-2022 Period Ending: 09/30/2022

		2019-2020		2020-2021		2021-2022		Defined Budgets		
		Total Budget	Total Activity	Total Budget	Total Activity	Total Budget	YTD Activity	2021-2022 PJ	2022-2023 PROPOSED	2022-2023 2022-2023
<a href="#">41-611-4660-0000</a>	LEGAL & BID NOTICES	500.00	96.88	500.00	42.28	500.00	32.32	32.32	500.00	500.00
<a href="#">41-611-4680-0000</a>	TRAVEL/TRAINING	3,064.00	1,329.88	3,500.00	3,378.91	3,500.00	3,194.20	3,194.00	4,000.00	4,000.00
<a href="#">41-611-4710-0000</a>	INSURANCE/BONDS	11,117.00	11,116.25	12,525.00	12,525.00	9,201.00	8,607.75	8,608.00	9,038.00	9,038.00
<a href="#">41-611-4740-0000</a>	UTILITIES	5,058.00	5,057.32	5,300.00	3,134.78	5,000.00	3,279.54	3,600.00	5,000.00	5,000.00
<a href="#">41-611-4770-0000</a>	RENTAL	1,000.00	780.00	1,000.00	780.00	1,000.00	1,000.00	1,000.00	1,000.00	1,000.00
<a href="#">41-611-4785-0000</a>	UNIFORMS	1,558.00	1,557.66	1,800.00	1,673.15	1,800.00	1,649.80	1,650.00	3,000.00	3,000.00
<a href="#">41-611-4950-0000</a>	UNCLASSIFIED	0.00	0.00	0.00	0.00	600.00	0.00	0.00	2,000.00	2,000.00
<b>ReportGroup: 420 - Other Services &amp; Charges Total:</b>		<b>26,378.00</b>	<b>23,810.10</b>	<b>28,625.00</b>	<b>24,453.35</b>	<b>24,677.00</b>	<b>20,604.07</b>	<b>21,044.78</b>	<b>27,634.00</b>	<b>27,634.00</b>
<b>Department: 611 - R&amp;B #1, GENERAL Total:</b>		<b>611,348.80</b>	<b>550,985.68</b>	<b>615,061.00</b>	<b>554,084.61</b>	<b>631,213.00</b>	<b>571,981.28</b>	<b>603,557.48</b>	<b>568,850.00</b>	<b>597,190.00</b>
<b>Expense Total:</b>		<b>611,348.80</b>	<b>550,985.68</b>	<b>615,061.00</b>	<b>554,084.61</b>	<b>631,213.00</b>	<b>571,981.28</b>	<b>603,557.48</b>	<b>568,850.00</b>	<b>597,190.00</b>
<b>Fund: 41 - ROAD &amp; BRIDGE GEN NO. 1 Surplus (Deficit):</b>		<b>(61,400.00)</b>	<b>774.39</b>	<b>(68,300.00)</b>	<b>1,250.64</b>	<b>(70,660.00)</b>	<b>(10,799.50)</b>	<b>(42,081.48)</b>	<b>0.00</b>	<b>(28,340.00)</b>

Budget - ADOPTED

For Fiscal: 2021-2022 Period Ending: 09/30/2022

		2019-2020	2019-2020	2020-2021	2020-2021	2021-2022	2021-2022	Defined Budgets		
		Total Budget	Total Activity	Total Budget	Total Activity	Total Budget	YTD Activity	2021-2022	2022-2023	2022-2023
								PJ	PROPOSED	2022-2023
<b>Fund: 42 - ROAD &amp; BRIDGE GEN NO. 2</b>										
<b>Revenue</b>										
<b>Department: 360 - INTEREST</b>										
<b>ReportGroup: 350 - Miscellaneous Revenue</b>										
<a href="#">42-360-3600-0000</a>	INTEREST	6,000.00	5,485.01	700.00	340.54	200.00	1,065.24	1,615.00	1,200.00	1,200.00
<b>ReportGroup: 350 - Miscellaneous Revenue Total:</b>		<b>6,000.00</b>	<b>5,485.01</b>	<b>700.00</b>	<b>340.54</b>	<b>200.00</b>	<b>1,065.24</b>	<b>1,615.00</b>	<b>1,200.00</b>	<b>1,200.00</b>
<b>Department: 360 - INTEREST Total:</b>		<b>6,000.00</b>	<b>5,485.01</b>	<b>700.00</b>	<b>340.54</b>	<b>200.00</b>	<b>1,065.24</b>	<b>1,615.00</b>	<b>1,200.00</b>	<b>1,200.00</b>
<b>Department: 370 - MISCELLANEOUS REVENUE</b>										
<b>ReportGroup: 350 - Miscellaneous Revenue</b>										
<a href="#">42-370-3710-0000</a>	MISCELLANEOUS REVENUE	100.00	45,842.60	100.00	361.68	100.00	2,069.60	2,070.00	100.00	100.00
<b>ReportGroup: 350 - Miscellaneous Revenue Total:</b>		<b>100.00</b>	<b>45,842.60</b>	<b>100.00</b>	<b>361.68</b>	<b>100.00</b>	<b>2,069.60</b>	<b>2,070.00</b>	<b>100.00</b>	<b>100.00</b>
<b>Department: 370 - MISCELLANEOUS REVENUE Total:</b>		<b>100.00</b>	<b>45,842.60</b>	<b>100.00</b>	<b>361.68</b>	<b>100.00</b>	<b>2,069.60</b>	<b>2,070.00</b>	<b>100.00</b>	<b>100.00</b>
<b>Department: 390 - OTHER FINANCING SOURCES</b>										
<b>ReportGroup: 390 - Other revenue</b>										
<a href="#">42-390-3910-0000</a>	TRS FROM GENERAL	461,317.00	461,317.00	467,875.00	467,875.00	479,088.00	479,088.00	479,088.00	477,480.00	477,480.00
<a href="#">42-390-3940-0000</a>	TRS FROM HIGHWAY	111,168.00	111,168.00	115,855.00	115,855.00	110,610.00	110,610.00	110,610.00	110,610.00	110,610.00
<b>ReportGroup: 390 - Other revenue Total:</b>		<b>572,485.00</b>	<b>572,485.00</b>	<b>583,730.00</b>	<b>583,730.00</b>	<b>589,698.00</b>	<b>589,698.00</b>	<b>589,698.00</b>	<b>588,090.00</b>	<b>588,090.00</b>
<b>Department: 390 - OTHER FINANCING SOURCES Total:</b>		<b>572,485.00</b>	<b>572,485.00</b>	<b>583,730.00</b>	<b>583,730.00</b>	<b>589,698.00</b>	<b>589,698.00</b>	<b>589,698.00</b>	<b>588,090.00</b>	<b>588,090.00</b>
<b>Revenue Total:</b>		<b>578,585.00</b>	<b>623,812.61</b>	<b>584,530.00</b>	<b>584,432.22</b>	<b>589,998.00</b>	<b>592,832.84</b>	<b>593,383.00</b>	<b>589,390.00</b>	<b>589,390.00</b>
<b>Expense</b>										
<b>Department: 612 - R&amp;B #2, GENERAL</b>										
<b>ReportGroup: 400 - Payroll Expenses</b>										
<a href="#">42-612-4070-0000</a>	SALARY, TRAVEL ALLOWANCE	9,100.00	9,100.00	9,100.00	9,100.00	9,100.00	8,400.00	9,100.00	10,300.00	10,300.00
<a href="#">42-612-4085-0000</a>	LONGEVITY	9,504.00	9,504.00	7,072.00	7,072.00	7,592.00	7,592.00	7,592.00	3,896.00	3,896.00
<a href="#">42-612-4090-0000</a>	SALARY, PCT	49,468.00	49,466.56	50,457.00	50,440.11	52,476.00	48,422.67	52,458.00	54,051.00	54,051.00
<a href="#">42-612-4140-0000</a>	SALARY, PCT	45,427.00	45,425.15	46,336.00	46,321.65	48,190.00	44,467.21	48,190.00	49,636.00	49,636.00
<a href="#">42-612-4142-0000</a>	SALARY, PCT	45,427.00	37,969.71	46,336.00	40,796.00	48,190.00	43,516.78	47,222.00	49,636.00	49,636.00
<a href="#">42-612-4143-0000</a>	SALARY, PCT	44,336.00	44,335.20	45,223.00	45,219.21	47,032.00	38,679.22	42,039.00	48,443.00	48,443.00
<a href="#">42-612-4144-0000</a>	SALARY, PCT	44,336.00	44,335.20	45,223.00	45,219.20	47,032.00	43,195.21	46,813.00	48,443.00	48,443.00
<a href="#">42-612-4180-0000</a>	SALARY, PT TIME, PRECINCTS	6,000.00	1,177.54	6,000.00	155.00	6,000.00	1,700.20	1,700.20	6,000.00	6,000.00
<a href="#">42-612-4201-0000</a>	FRG BENE, SOC SEC TAXES	19,401.00	16,745.87	19,565.00	17,092.98	20,320.00	16,946.84	18,500.00	20,686.00	20,686.00
<a href="#">42-612-4202-0000</a>	FRG BENE, GROUP INS	86,108.00	81,679.22	94,941.00	83,632.44	88,266.00	74,698.18	81,590.00	83,772.00	83,772.00
<a href="#">42-612-4203-0000</a>	FRG BENE, RETIREMENT	24,726.00	23,562.94	24,501.00	23,361.68	27,040.00	23,927.42	25,926.00	25,824.00	25,824.00

**Budget - ADOPTED**

For Fiscal: 2021-2022 Period Ending: 09/30/2022

								Defined Budgets		
		2019-2020	2019-2020	2020-2021	2020-2021	2021-2022	2021-2022	2021-2022	2022-2023	2022-2023
		Total Budget	Total Activity	Total Budget	Total Activity	Total Budget	YTD Activity	PJ	PROPOSED	2022-2023
<a href="#">42-612-4204-0000</a>	FRG ENE, WORK COMP	5,256.00	5,222.96	5,469.00	4,628.48	4,948.00	2,797.86	3,730.00	3,889.00	3,889.00
<a href="#">42-612-4206-0000</a>	FRG BENE, UNEMPLOYMENT C...	153.00	146.10	124.00	117.58	129.00	113.78	123.00	131.00	131.00
<b>ReportGroup: 400 - Payroll Expenses Total:</b>		<b>389,242.00</b>	<b>368,670.45</b>	<b>400,347.00</b>	<b>373,156.33</b>	<b>406,315.00</b>	<b>354,457.37</b>	<b>384,983.20</b>	<b>404,707.00</b>	<b>404,707.00</b>
<b>ReportGroup: 410 - Supplies</b>										
<a href="#">42-612-4310-0000</a>	OFFICE SUPPLIES & EXPENSES	450.00	338.82	450.00	112.49	766.00	515.22	520.00	450.00	450.00
<a href="#">42-612-4355-0000</a>	CULVERT, FLUMING & TILE	10,000.00	4,727.70	10,000.00	5,949.30	8,000.00	5,483.55	5,484.00	10,000.00	10,000.00
<a href="#">42-612-4360-0000</a>	FUEL	35,000.00	21,152.34	30,000.00	23,427.91	39,996.00	38,141.84	38,142.00	35,000.00	35,000.00
<a href="#">42-612-4370-0000</a>	OIL, GREASE & COOLANT	2,004.00	2,003.96	2,000.00	1,980.52	2,000.00	910.27	1,092.00	2,500.00	2,500.00
<a href="#">42-612-4375-0000</a>	PARTS, SUPPLIES, REPAIRS	44,996.00	44,306.36	40,000.00	39,312.80	34,294.00	28,478.26	29,900.00	37,000.00	37,000.00
<a href="#">42-612-4380-0000</a>	ROAD MATERIALS	79,346.00	66,446.68	73,336.00	42,766.31	99,325.00	81,279.95	81,280.00	63,528.00	63,528.00
<a href="#">42-612-4381-0000</a>	ROAD MATERIALS, C/O	74,424.00	0.00	6,369.00	0.00	42,684.00	0.00	0.00	0.00	109,000.00
<a href="#">42-612-4385-0000</a>	SIGNS, SIGN BLANKS	2,840.00	2,636.88	5,600.00	4,707.51	3,000.00	3,599.67	3,600.00	3,000.00	3,000.00
<a href="#">42-612-4390-0000</a>	TIRES & TUBES	8,000.00	4,943.75	11,000.00	10,085.80	9,600.00	9,919.34	9,920.00	10,000.00	10,000.00
<a href="#">42-612-4395-0000</a>	WEED & BRUSH CHEMICALS	1,000.00	796.95	1,200.00	603.75	2,000.00	1,591.89	1,591.89	2,000.00	2,000.00
<b>ReportGroup: 410 - Supplies Total:</b>		<b>258,060.00</b>	<b>147,353.44</b>	<b>179,955.00</b>	<b>128,946.39</b>	<b>241,665.00</b>	<b>169,919.99</b>	<b>171,529.89</b>	<b>163,478.00</b>	<b>272,478.00</b>
<b>ReportGroup: 420 - Other Services &amp; Charges</b>										
<a href="#">42-612-4620-0000</a>	COMMUNICATIONS	3,100.00	2,559.08	3,250.00	3,007.31	3,624.00	2,761.87	3,031.00	3,732.00	3,732.00
<b>Budget Detail</b>										
<b>Budget Code</b>	<b>Description</b>			<b>Units</b>	<b>Price</b>	<b>Amount</b>				
2022-2023	CELL REIM			12.00	120.00	1,440.00				
2022-2023	PHONE			12.00	191.00	2,292.00				
<a href="#">42-612-4660-0000</a>	LEGAL & BID NOTICES	300.00	104.39	300.00	92.78	300.00	32.32	32.32	300.00	300.00
<a href="#">42-612-4680-0000</a>	TRAVEL/TRAINING	2,000.00	1,309.15	3,100.00	2,927.84	2,600.00	2,559.69	2,560.00	2,500.00	2,500.00
<a href="#">42-612-4710-0000</a>	INSURANCE/BONDS	5,647.00	5,448.75	5,610.00	5,222.00	5,784.00	5,783.75	5,783.75	6,073.00	6,073.00
<a href="#">42-612-4740-0000</a>	UTILITIES	4,000.00	3,977.13	4,159.00	4,158.23	4,200.00	4,172.02	4,542.00	4,500.00	4,500.00
<a href="#">42-612-4770-0000</a>	RENTAL	0.00	0.00	4,000.00	39.95	0.00	0.00	0.00	2,000.00	2,000.00
<a href="#">42-612-4785-0000</a>	UNIFORMS	1,500.00	1,188.16	1,500.00	1,104.43	1,604.00	1,504.00	1,504.00	1,600.00	1,600.00
<a href="#">42-612-4950-0000</a>	UNCLASSIFIED	160.00	160.00	500.00	76.94	500.00	76.94	76.94	500.00	500.00
<b>ReportGroup: 420 - Other Services &amp; Charges Total:</b>		<b>16,707.00</b>	<b>14,746.66</b>	<b>22,419.00</b>	<b>16,629.48</b>	<b>18,612.00</b>	<b>16,890.59</b>	<b>17,530.01</b>	<b>21,205.00</b>	<b>21,205.00</b>
<b>ReportGroup: 430 - Capital Outlay</b>										
<a href="#">42-612-5500-0000</a>	CAPITAL OUTLAY	7,126.00	7,126.00	1,559.00	1,553.47	0.00	0.00	0.00	0.00	0.00

Budget - ADOPTED

For Fiscal: 2021-2022 Period Ending: 09/30/2022

		2019-2020		2020-2021		2021-2022		Defined Budgets		
		Total Budget	Total Activity	Total Budget	Total Activity	Total Budget	YTD Activity	2021-2022 PJ	2022-2023 PROPOSED	2022-2023 2022-2023
<a href="#">42-612-5600-0000</a>	CAPITAL OUTLAY - INVENTORY	0.00	0.00	250.00	250.00	0.00	0.00	0.00	0.00	0.00
	ReportGroup: 430 - Capital Outlay Total:	7,126.00	7,126.00	1,809.00	1,803.47	0.00	0.00	0.00	0.00	0.00
	Department: 612 - R&B #2, GENERAL Total:	671,135.00	537,896.55	604,530.00	520,535.67	666,592.00	541,267.95	574,043.10	589,390.00	698,390.00
	Department: 700 - TRANSFERS OUT									
	ReportGroup: 490 - Other									
<a href="#">42-700-7051-0000</a>	EQUIPMENT REPLACEMENT #2	0.00	0.00	150,000.00	150,000.00	0.00	0.00	0.00	0.00	0.00
	ReportGroup: 490 - Other Total:	0.00	0.00	150,000.00	150,000.00	0.00	0.00	0.00	0.00	0.00
	Department: 700 - TRANSFERS OUT Total:	0.00	0.00	150,000.00	150,000.00	0.00	0.00	0.00	0.00	0.00
	Expense Total:	671,135.00	537,896.55	754,530.00	670,535.67	666,592.00	541,267.95	574,043.10	589,390.00	698,390.00
	Fund: 42 - ROAD & BRIDGE GEN NO. 2 Surplus (Deficit):	(92,550.00)	85,916.06	(170,000.00)	(86,103.45)	(76,594.00)	51,564.89	19,339.90	0.00	(109,000.00)



Budget - ADOPTED

For Fiscal: 2021-2022 Period Ending: 09/30/2022

		2019-2020	2019-2020	2020-2021	2020-2021	2021-2022	2021-2022	Defined Budgets		
		Total Budget	Total Activity	Total Budget	Total Activity	Total Budget	YTD Activity	2021-2022	2022-2023	2022-2023
								PJ	PROPOSED	2022-2023
<b>Fund: 43 - ROAD &amp; BRIDGE GEN NO. 3</b>										
<b>Revenue</b>										
<b>Department: 360 - INTEREST</b>										
<b>ReportGroup: 350 - Miscellaneous Revenue</b>										
<a href="#">43-360-3600-0000</a>	INTEREST	4,500.00	3,266.77	600.00	228.05	120.00	1,053.94	1,600.00	600.00	600.00
<b>ReportGroup: 350 - Miscellaneous Revenue Total:</b>		<b>4,500.00</b>	<b>3,266.77</b>	<b>600.00</b>	<b>228.05</b>	<b>120.00</b>	<b>1,053.94</b>	<b>1,600.00</b>	<b>600.00</b>	<b>600.00</b>
<b>Department: 360 - INTEREST Total:</b>		<b>4,500.00</b>	<b>3,266.77</b>	<b>600.00</b>	<b>228.05</b>	<b>120.00</b>	<b>1,053.94</b>	<b>1,600.00</b>	<b>600.00</b>	<b>600.00</b>
<b>Department: 364 - SALES &amp; COMPENSATED LOSSES</b>										
<b>ReportGroup: 350 - Miscellaneous Revenue</b>										
<a href="#">43-364-3640-0000</a>	SALE OF FIXED ASSETS	0.00	0.00	0.00	8,945.03	0.00	0.00	0.00	0.00	0.00
<b>ReportGroup: 350 - Miscellaneous Revenue Total:</b>		<b>0.00</b>	<b>0.00</b>	<b>0.00</b>	<b>8,945.03</b>	<b>0.00</b>	<b>0.00</b>	<b>0.00</b>	<b>0.00</b>	<b>0.00</b>
<b>Department: 364 - SALES &amp; COMPENSATED LOSSES Total:</b>		<b>0.00</b>	<b>0.00</b>	<b>0.00</b>	<b>8,945.03</b>	<b>0.00</b>	<b>0.00</b>	<b>0.00</b>	<b>0.00</b>	<b>0.00</b>
<b>Department: 370 - MISCELLANEOUS REVENUE</b>										
<b>ReportGroup: 350 - Miscellaneous Revenue</b>										
<a href="#">43-370-3710-0000</a>	MISCELLANEOUS REVENUE	1,600.00	4,500.00	100.00	11,976.38	100.00	314.00	628.00	100.00	100.00
<b>ReportGroup: 350 - Miscellaneous Revenue Total:</b>		<b>1,600.00</b>	<b>4,500.00</b>	<b>100.00</b>	<b>11,976.38</b>	<b>100.00</b>	<b>314.00</b>	<b>628.00</b>	<b>100.00</b>	<b>100.00</b>
<b>Department: 370 - MISCELLANEOUS REVENUE Total:</b>		<b>1,600.00</b>	<b>4,500.00</b>	<b>100.00</b>	<b>11,976.38</b>	<b>100.00</b>	<b>314.00</b>	<b>628.00</b>	<b>100.00</b>	<b>100.00</b>
<b>Department: 390 - OTHER FINANCING SOURCES</b>										
<b>ReportGroup: 390 - Other revenue</b>										
<a href="#">43-390-3910-0000</a>	TRS FROM GENERAL	360,929.00	360,929.00	360,280.00	360,280.00	378,828.00	378,828.00	378,828.00	381,240.00	381,240.00
<a href="#">43-390-3940-0000</a>	TRS FROM HIGHWAY	88,276.00	88,276.00	91,998.00	91,998.00	87,834.00	87,834.00	87,834.00	87,834.00	87,834.00
<b>ReportGroup: 390 - Other revenue Total:</b>		<b>449,205.00</b>	<b>449,205.00</b>	<b>452,278.00</b>	<b>452,278.00</b>	<b>466,662.00</b>	<b>466,662.00</b>	<b>466,662.00</b>	<b>469,074.00</b>	<b>469,074.00</b>
<b>Department: 390 - OTHER FINANCING SOURCES Total:</b>		<b>449,205.00</b>	<b>449,205.00</b>	<b>452,278.00</b>	<b>452,278.00</b>	<b>466,662.00</b>	<b>466,662.00</b>	<b>466,662.00</b>	<b>469,074.00</b>	<b>469,074.00</b>
<b>Revenue Total:</b>		<b>455,305.00</b>	<b>456,971.77</b>	<b>452,978.00</b>	<b>473,427.46</b>	<b>466,882.00</b>	<b>468,029.94</b>	<b>468,890.00</b>	<b>469,774.00</b>	<b>469,774.00</b>
<b>Expense</b>										
<b>Department: 613 - R&amp;B #3, GENERAL</b>										
<b>ReportGroup: 400 - Payroll Expenses</b>										
<a href="#">43-613-4070-0000</a>	SALARY, TRAVEL ALLOWANCE	9,100.00	9,100.00	9,100.00	9,100.00	9,100.00	8,400.00	9,100.00	10,000.00	10,000.00
<a href="#">43-613-4071-0000</a>	SALARY, UNIFORM ALLOWANCE	125.00	0.00	125.00	0.00	125.00	0.00	0.00	125.00	125.00
<a href="#">43-613-4085-0000</a>	LONGEVITY	4,232.00	4,232.00	2,480.00	2,480.00	2,816.00	1,912.00	1,912.00	2,104.00	2,104.00
<a href="#">43-613-4090-0000</a>	SALARY, PCT	49,468.00	49,466.56	50,457.00	48,508.79	52,476.00	252.96	252.96	54,051.00	54,051.00
<a href="#">43-613-4140-0000</a>	SALARY, PCT	45,427.00	38,084.56	46,336.00	46,321.59	48,190.00	44,467.20	48,173.00	49,636.00	49,636.00
<a href="#">43-613-4142-0000</a>	SALARY, PCT	45,427.00	45,425.14	46,336.00	46,321.67	48,190.00	44,467.20	48,173.00	49,636.00	49,636.00
<a href="#">43-613-4143-0000</a>	SALARY, PCT	0.00	0.00	45,223.00	0.00	47,032.00	28,313.61	31,854.00	48,443.00	48,443.00

**Budget - ADOPTED**

For Fiscal: 2021-2022 Period Ending: 09/30/2022

								Defined Budgets		
		2019-2020	2019-2020	2020-2021	2020-2021	2021-2022	2021-2022	2021-2022	2022-2023	2022-2023
		Total Budget	Total Activity	Total Budget	Total Activity	Total Budget	YTD Activity	PJ	PROPOSED	2022-2023
<a href="#">43-613-4180-0000</a>	SALARY, PT TIME, PRECINCTS	31,600.00	31,144.82	27,000.00	26,830.46	25,000.00	23,166.23	26,038.00	25,000.00	25,000.00
<a href="#">43-613-4201-0000</a>	FRG BENE, SOC SEC TAXES	16,830.00	13,218.51	17,217.00	13,244.81	17,820.00	11,400.24	12,492.00	18,284.00	18,284.00
<a href="#">43-613-4202-0000</a>	FRG BENE, GROUP INS	54,499.00	53,735.12	55,979.00	57,262.54	60,216.00	45,418.17	49,047.00	57,640.00	57,640.00
<a href="#">43-613-4203-0000</a>	FRG BENE, RETIREMENT	21,450.00	17,434.99	21,561.00	17,192.71	23,700.00	15,409.21	16,930.00	22,813.00	22,813.00
<a href="#">43-613-4204-0000</a>	FRG ENE, WORK COMP	4,534.00	4,504.36	4,786.00	4,050.12	4,315.00	2,439.87	3,252.00	3,657.00	3,657.00
<a href="#">43-613-4206-0000</a>	FRG BENE, UNEMPLOYMENT C...	132.00	100.37	108.00	85.18	112.00	71.37	79.14	115.00	115.00
<b>ReportGroup: 400 - Payroll Expenses Total:</b>		<b>282,824.00</b>	<b>266,446.43</b>	<b>326,708.00</b>	<b>271,397.87</b>	<b>339,092.00</b>	<b>225,718.06</b>	<b>247,303.10</b>	<b>341,504.00</b>	<b>341,504.00</b>
<b>ReportGroup: 410 - Supplies</b>										
<a href="#">43-613-4310-0000</a>	OFFICE SUPPLIES & EXPENSES	1,398.00	1,329.60	900.00	856.68	650.00	586.27	587.00	700.00	700.00
<a href="#">43-613-4355-0000</a>	CULVERT, FLUMING & TILE	4,000.00	420.00	3,000.00	310.50	18,500.00	12,927.31	12,928.00	13,137.00	13,137.00
<a href="#">43-613-4360-0000</a>	FUEL	25,579.00	20,497.03	28,000.00	24,374.34	28,000.00	28,106.62	28,107.00	37,800.00	37,800.00
<a href="#">43-613-4370-0000</a>	OIL, GREASE & COOLANT	5,000.00	4,776.34	3,000.00	2,149.51	4,500.00	2,256.82	2,260.00	4,500.00	4,500.00
<a href="#">43-613-4375-0000</a>	PARTS, SUPPLIES, REPAIRS	30,000.00	27,529.58	47,779.00	47,778.92	38,000.00	31,080.02	31,500.00	39,900.00	39,900.00
<a href="#">43-613-4380-0000</a>	ROAD MATERIALS	73,953.00	71,988.45	35,133.00	35,132.13	83,052.00	50,197.43	52,000.00	0.00	0.00
<a href="#">43-613-4381-0000</a>	ROAD MATERIALS, C/O	0.00	0.00	8,201.00	0.00	25,559.00	0.00	0.00	0.00	168,976.00
<a href="#">43-613-4385-0000</a>	SIGNS, SIGN BLANKS	6,676.00	6,675.04	1,962.00	973.70	3,100.00	3,087.35	3,087.00	3,100.00	3,100.00
<a href="#">43-613-4390-0000</a>	TIRES & TUBES	5,000.00	3,812.09	9,000.00	7,951.85	7,200.00	6,919.22	6,920.00	7,200.00	7,200.00
<a href="#">43-613-4395-0000</a>	WEED & BRUSH CHEMICALS	2,000.00	1,442.00	2,000.00	0.00	1,321.00	0.00	0.00	1,500.00	1,500.00
<b>ReportGroup: 410 - Supplies Total:</b>		<b>153,606.00</b>	<b>138,470.13</b>	<b>138,975.00</b>	<b>119,527.63</b>	<b>209,882.00</b>	<b>135,161.04</b>	<b>137,389.00</b>	<b>107,837.00</b>	<b>276,813.00</b>
<b>ReportGroup: 420 - Other Services &amp; Charges</b>										
<a href="#">43-613-4620-0000</a>	COMMUNICATIONS	3,325.00	3,182.15	3,346.00	3,345.65	3,276.00	2,596.94	2,676.00	3,300.00	3,300.00
<b>Budget Detail</b>										
<b>Budget Code</b>	<b>Description</b>			<b>Units</b>	<b>Price</b>	<b>Amount</b>				
2022-2023	CELL REIM			12.00	120.00	1,440.00				
2022-2023	INTERNET			12.00	40.00	480.00				
2022-2023	PHONE			12.00	115.00	1,380.00				
<a href="#">43-613-4660-0000</a>	LEGAL & BID NOTICES	150.00	96.89	150.00	50.28	150.00	32.32	32.32	150.00	150.00
<a href="#">43-613-4680-0000</a>	TRAVEL/TRAINING	400.00	366.00	3,100.00	2,735.89	2,850.00	2,785.93	2,785.93	3,200.00	3,200.00
<a href="#">43-613-4710-0000</a>	INSURANCE/BONDS	6,184.00	6,126.25	5,497.00	5,497.00	5,841.00	5,840.75	5,840.75	6,133.00	6,133.00
<a href="#">43-613-4740-0000</a>	UTILITIES	2,500.00	2,364.86	2,681.00	2,680.43	2,850.00	2,518.80	2,519.00	2,500.00	2,500.00
<a href="#">43-613-4770-0000</a>	RENTAL	0.00	0.00	450.00	450.00	2,000.00	0.00	0.00	2,000.00	2,000.00
<a href="#">43-613-4785-0000</a>	UNIFORMS	1,500.00	1,316.94	1,020.00	919.58	1,350.00	1,329.82	1,330.00	1,500.00	1,500.00

Budget - ADOPTED

For Fiscal: 2021-2022 Period Ending: 09/30/2022

								Defined Budgets			
		2019-2020	2019-2020	2020-2021	2020-2021	2021-2022	2021-2022	2021-2022	2022-2023	2022-2023	
		Total Budget	Total Activity	Total Budget	Total Activity	Total Budget	YTD Activity	PJ	PROPOSED	2022-2023	
<a href="#">43-613-4950-0000</a>	UNCLASSIFIED	51.00	50.36	51.00	50.34	150.00	50.00	50.00	150.00	150.00	
<b>ReportGroup: 420 - Other Services &amp; Charges Total:</b>		<b>14,110.00</b>	<b>13,503.45</b>	<b>16,295.00</b>	<b>15,729.17</b>	<b>18,467.00</b>	<b>15,154.56</b>	<b>15,234.00</b>	<b>18,933.00</b>	<b>18,933.00</b>	
<b>ReportGroup: 430 - Capital Outlay</b>											
<a href="#">43-613-5500-0000</a>	CAPITAL OUTLAY	34,689.00	34,688.67	0.00	0.00	0.00	0.00	0.00	1,500.00	1,500.00	
<b>Budget Detail</b>											
<b>Budget Code</b>	<b>Description</b>			<b>Units</b>	<b>Price</b>	<b>Amount</b>					
2022-2023	COMPUTER			1.00	1,500.00	1,500.00					
<b>ReportGroup: 430 - Capital Outlay Total:</b>		<b>34,689.00</b>	<b>34,688.67</b>	<b>0.00</b>	<b>0.00</b>	<b>0.00</b>	<b>0.00</b>	<b>0.00</b>	<b>1,500.00</b>	<b>1,500.00</b>	
<b>Department: 613 - R&amp;B #3, GENERAL Total:</b>		<b>485,229.00</b>	<b>453,108.68</b>	<b>481,978.00</b>	<b>406,654.67</b>	<b>567,441.00</b>	<b>376,033.66</b>	<b>399,926.10</b>	<b>469,774.00</b>	<b>638,750.00</b>	
<b>Expense Total:</b>		<b>485,229.00</b>	<b>453,108.68</b>	<b>481,978.00</b>	<b>406,654.67</b>	<b>567,441.00</b>	<b>376,033.66</b>	<b>399,926.10</b>	<b>469,774.00</b>	<b>638,750.00</b>	
<b>Fund: 43 - ROAD &amp; BRIDGE GEN NO. 3 Surplus (Deficit):</b>		<b>(29,924.00)</b>	<b>3,863.09</b>	<b>(29,000.00)</b>	<b>66,772.79</b>	<b>(100,559.00)</b>	<b>91,996.28</b>	<b>68,963.90</b>	<b>0.00</b>	<b>(168,976.00)</b>	

Budget - ADOPTED

For Fiscal: 2021-2022 Period Ending: 09/30/2022

		2019-2020		2020-2021		2021-2022		Defined Budgets		
		Total Budget	Total Activity	Total Budget	Total Activity	Total Budget	YTD Activity	2021-2022 PJ	2022-2023 PROPOSED	2022-2023 2022-2023
<b>Fund: 44 - ROAD &amp; BRIDGE GEN NO. 4</b>										
<b>Revenue</b>										
<b>Department: 360 - INTEREST</b>										
<b>ReportGroup: 350 - Miscellaneous Revenue</b>										
<a href="#">44-360-3600-0000</a>	INTEREST	5,000.00	5,433.02	800.00	493.88	250.00	2,297.67	3,578.00	1,500.00	1,500.00
<b>ReportGroup: 350 - Miscellaneous Revenue Total:</b>		<b>5,000.00</b>	<b>5,433.02</b>	<b>800.00</b>	<b>493.88</b>	<b>250.00</b>	<b>2,297.67</b>	<b>3,578.00</b>	<b>1,500.00</b>	<b>1,500.00</b>
<b>Department: 360 - INTEREST Total:</b>		<b>5,000.00</b>	<b>5,433.02</b>	<b>800.00</b>	<b>493.88</b>	<b>250.00</b>	<b>2,297.67</b>	<b>3,578.00</b>	<b>1,500.00</b>	<b>1,500.00</b>
<b>Department: 370 - MISCELLANEOUS REVENUE</b>										
<b>ReportGroup: 350 - Miscellaneous Revenue</b>										
<a href="#">44-370-3710-0000</a>	MISCELLANEOUS REVENUE	4,600.00	17,513.10	100.00	10,274.82	100.00	16,888.20	16,888.00	100.00	100.00
<b>ReportGroup: 350 - Miscellaneous Revenue Total:</b>		<b>4,600.00</b>	<b>17,513.10</b>	<b>100.00</b>	<b>10,274.82</b>	<b>100.00</b>	<b>16,888.20</b>	<b>16,888.00</b>	<b>100.00</b>	<b>100.00</b>
<b>Department: 370 - MISCELLANEOUS REVENUE Total:</b>		<b>4,600.00</b>	<b>17,513.10</b>	<b>100.00</b>	<b>10,274.82</b>	<b>100.00</b>	<b>16,888.20</b>	<b>16,888.00</b>	<b>100.00</b>	<b>100.00</b>
<b>Department: 390 - OTHER FINANCING SOURCES</b>										
<b>ReportGroup: 390 - Other revenue</b>										
<a href="#">44-390-3910-0000</a>	TRS FROM GENERAL	598,337.00	598,337.00	589,964.00	589,964.00	610,666.00	610,666.00	610,666.00	622,833.00	622,833.00
<a href="#">44-390-3940-0000</a>	TRS FROM HIGHWAY	149,155.00	149,155.00	155,444.00	155,444.00	148,407.00	148,407.00	148,407.00	148,407.00	148,407.00
<b>ReportGroup: 390 - Other revenue Total:</b>		<b>747,492.00</b>	<b>747,492.00</b>	<b>745,408.00</b>	<b>745,408.00</b>	<b>759,073.00</b>	<b>759,073.00</b>	<b>759,073.00</b>	<b>771,240.00</b>	<b>771,240.00</b>
<b>Department: 390 - OTHER FINANCING SOURCES Total:</b>		<b>747,492.00</b>	<b>747,492.00</b>	<b>745,408.00</b>	<b>745,408.00</b>	<b>759,073.00</b>	<b>759,073.00</b>	<b>759,073.00</b>	<b>771,240.00</b>	<b>771,240.00</b>
<b>Revenue Total:</b>		<b>757,092.00</b>	<b>770,438.12</b>	<b>746,308.00</b>	<b>756,176.70</b>	<b>759,423.00</b>	<b>778,258.87</b>	<b>779,539.00</b>	<b>772,840.00</b>	<b>772,840.00</b>
<b>Expense</b>										
<b>Department: 614 - R&amp;B #4, GENERAL</b>										
<b>ReportGroup: 400 - Payroll Expenses</b>										
<a href="#">44-614-4070-0000</a>	SALARY, TRAVEL ALLOWANCE	10,000.00	9,999.86	10,000.00	9,999.86	10,000.00	9,230.64	10,000.00	10,900.00	10,900.00
<a href="#">44-614-4071-0000</a>	SALARY, UNIFORM ALLOWANCE	50.00	11.97	50.00	0.00	50.00	0.00	0.00	50.00	50.00
<a href="#">44-614-4085-0000</a>	LONGEVITY	7,312.00	7,312.00	4,920.00	4,920.00	3,976.00	3,976.00	3,976.00	4,456.00	4,456.00
<a href="#">44-614-4090-0000</a>	SALARY, PCT	49,468.00	48,164.49	50,457.00	49,150.43	52,476.00	46,291.22	50,149.00	54,051.00	54,051.00
<a href="#">44-614-4140-0000</a>	SALARY, PCT	45,427.00	44,183.36	46,336.00	45,094.41	48,190.00	43,557.62	47,238.00	49,636.00	49,636.00
<a href="#">44-614-4142-0000</a>	SALARY, PCT	45,427.00	44,709.63	46,336.00	32,359.96	46,190.00	16,459.20	20,117.00	49,636.00	49,636.00
<a href="#">44-614-4143-0000</a>	SALARY, PCT	44,336.00	44,335.22	45,223.00	45,219.21	47,032.00	35,632.62	39,889.00	48,443.00	48,443.00
<a href="#">44-614-4144-0000</a>	SALARY, PCT	44,336.00	36,013.60	45,223.00	36,799.30	47,032.00	38,271.62	41,646.00	48,443.00	48,443.00
<a href="#">44-614-4145-0000</a>	SALARY, PCT	44,336.00	42,459.48	45,223.00	45,219.21	47,032.00	43,411.20	47,029.00	48,443.00	48,443.00
<a href="#">44-614-4180-0000</a>	SALARY, PT TIME, PRECINCTS	2,500.00	2,143.05	2,500.00	157.79	4,500.00	2,895.00	2,895.00	2,500.00	2,500.00
<a href="#">44-614-4201-0000</a>	FRG BENE, SOC SEC TAXES	22,430.00	18,647.71	22,665.00	18,716.67	23,446.00	16,863.55	18,750.00	24,217.00	24,217.00

**Budget - ADOPTED**

For Fiscal: 2021-2022 Period Ending: 09/30/2022

								Defined Budgets		
		2019-2020	2019-2020	2020-2021	2020-2021	2021-2022	2021-2022	2021-2022	2022-2023	2022-2023
		Total Budget	Total Activity	Total Budget	Total Activity	Total Budget	YTD Activity	PJ	PROPOSED	2022-2023
<a href="#">44-614-4202-0000</a>	FRG BENE, GROUP INS	107,060.00	103,310.41	101,579.00	95,146.44	102,064.00	85,950.11	94,605.00	105,492.00	105,492.00
<a href="#">44-614-4203-0000</a>	FRG BENE, RETIREMENT	28,582.00	27,360.36	28,383.00	25,761.20	31,195.00	24,381.19	26,703.00	30,227.00	30,227.00
<a href="#">44-614-4204-0000</a>	FRG ENE, WORK COMP	6,087.00	6,048.92	6,346.00	5,371.76	5,718.00	3,233.67	4,312.00	4,570.00	4,570.00
<a href="#">44-614-4206-0000</a>	FRG BENE, UNEMPLOYMENT C...	176.00	169.48	144.00	129.63	149.00	114.83	125.50	153.00	153.00
<b>ReportGroup: 400 - Payroll Expenses Total:</b>		<b>457,527.00</b>	<b>434,869.54</b>	<b>455,385.00</b>	<b>414,045.87</b>	<b>469,050.00</b>	<b>370,268.47</b>	<b>407,434.50</b>	<b>481,217.00</b>	<b>481,217.00</b>
<b>ReportGroup: 410 - Supplies</b>										
<a href="#">44-614-4310-0000</a>	OFFICE SUPPLIES & EXPENSES	1,000.00	287.46	1,000.00	217.00	725.00	427.90	438.00	500.00	500.00
<a href="#">44-614-4355-0000</a>	CULVERT, FLUMING & TILE	19,000.00	18,742.14	15,000.00	2,765.84	20,000.00	18,473.14	18,474.00	36,000.00	36,000.00
<a href="#">44-614-4360-0000</a>	FUEL	44,946.00	39,203.09	43,000.00	26,809.06	65,000.00	62,038.11	62,038.00	58,500.00	58,500.00
<a href="#">44-614-4370-0000</a>	OIL, GREASE & COOLANT	5,000.00	4,267.32	6,500.00	2,108.81	5,500.00	4,604.99	4,760.00	5,000.00	5,000.00
<a href="#">44-614-4375-0000</a>	PARTS, SUPPLIES, REPAIRS	49,995.00	44,580.66	57,000.00	56,903.06	55,000.00	52,660.65	53,000.00	71,500.00	71,500.00
<a href="#">44-614-4380-0000</a>	ROAD MATERIALS	142,012.00	75,253.89	126,249.00	30,973.93	193,516.00	174,997.78	175,000.00	74,992.00	74,992.00
<a href="#">44-614-4381-0000</a>	ROAD MATERIALS - C/O	10,230.00	0.00	125,500.00	0.00	190,200.00	0.00	0.00	0.00	347,000.00
<a href="#">44-614-4385-0000</a>	SIGNS, SIGN BLANKS	6,500.00	4,870.08	6,000.00	1,723.33	6,000.00	1,432.91	1,433.00	5,000.00	5,000.00
<a href="#">44-614-4390-0000</a>	TIRES & TUBES	10,005.00	10,004.56	13,000.00	12,461.39	12,000.00	10,035.62	10,310.00	9,600.00	9,600.00
<a href="#">44-614-4395-0000</a>	WEED & BRUSH CHEMICALS	3,830.00	3,445.52	5,000.00	2,860.72	5,000.00	3,168.00	3,168.00	6,500.00	6,500.00
<b>ReportGroup: 410 - Supplies Total:</b>		<b>292,518.00</b>	<b>200,654.72</b>	<b>398,249.00</b>	<b>136,823.14</b>	<b>552,941.00</b>	<b>327,839.10</b>	<b>328,621.00</b>	<b>267,592.00</b>	<b>614,592.00</b>
<b>ReportGroup: 420 - Other Services &amp; Charges</b>										
<a href="#">44-614-4620-0000</a>	COMMUNICATIONS	2,833.00	1,963.77	2,808.00	1,961.31	2,820.00	2,242.74	2,456.00	2,916.00	2,916.00
<b>Budget Detail</b>										
<b>Budget Code</b>	<b>Description</b>			<b>Units</b>	<b>Price</b>	<b>Amount</b>				
2022-2023	CELL REIM			12.00	120.00	1,440.00				
2022-2023	PHONE			12.00	123.00	1,476.00				
<a href="#">44-614-4660-0000</a>	LEGAL & BID NOTICES	200.00	96.88	250.00	22.68	250.00	32.32	32.32	250.00	250.00
<a href="#">44-614-4680-0000</a>	TRAVEL/TRAINING	2,200.00	948.08	2,581.00	1,914.12	2,679.00	2,677.51	2,678.00	2,600.00	2,600.00
<a href="#">44-614-4710-0000</a>	INSURANCE/BONDS	7,570.00	7,347.75	7,616.00	6,735.00	7,158.00	7,157.75	7,157.75	7,515.00	7,515.00
<a href="#">44-614-4740-0000</a>	UTILITIES	2,250.00	2,048.45	3,000.00	2,369.09	3,000.00	2,003.09	2,006.00	4,000.00	4,000.00
<a href="#">44-614-4770-0000</a>	RENTAL	500.00	0.00	0.00	0.00	1,625.00	0.00	0.00	2,500.00	2,500.00
<a href="#">44-614-4785-0000</a>	UNIFORMS	1,724.00	1,723.06	1,400.00	1,352.97	2,500.00	1,527.34	1,527.00	3,250.00	3,250.00
<b>ReportGroup: 420 - Other Services &amp; Charges Total:</b>		<b>17,277.00</b>	<b>14,127.99</b>	<b>17,655.00</b>	<b>14,355.17</b>	<b>20,032.00</b>	<b>15,640.75</b>	<b>15,857.07</b>	<b>23,031.00</b>	<b>23,031.00</b>
<b>ReportGroup: 430 - Capital Outlay</b>										
<a href="#">44-614-5500-0000</a>	CAPITAL OUTLAY	0.00	0.00	0.00	0.00	1,500.00	1,284.90	1,285.00	0.00	0.00

Budget - ADOPTED

For Fiscal: 2021-2022 Period Ending: 09/30/2022

		2019-2020	2019-2020	2020-2021	2020-2021	2021-2022	2021-2022	Defined Budgets		
		Total Budget	Total Activity	Total Budget	Total Activity	Total Budget	YTD Activity	2021-2022	2022-2023	2022-2023
								PJ	PROPOSED	2022-2023
<a href="#">44-614-5600-0000</a>	CAPITAL OUTLAY - INVENTORY	0.00	0.00	519.00	518.98	1,100.00	0.00	0.00	1,000.00	1,000.00
<b>Budget Detail</b>										
<b>Budget Code</b>	<b>Description</b>			<b>Units</b>	<b>Price</b>	<b>Amount</b>				
2022-2023	WATER HEATER - ON DEMAND			1.00	1,000.00	1,000.00				
	<b>ReportGroup: 430 - Capital Outlay Total:</b>	<b>0.00</b>	<b>0.00</b>	<b>519.00</b>	<b>518.98</b>	<b>2,600.00</b>	<b>1,284.90</b>	<b>1,285.00</b>	<b>1,000.00</b>	<b>1,000.00</b>
	<b>Department: 614 - R&amp;B #4, GENERAL Total:</b>	<b>767,322.00</b>	<b>649,652.25</b>	<b>871,808.00</b>	<b>565,743.16</b>	<b>1,044,623.00</b>	<b>715,033.22</b>	<b>753,197.57</b>	<b>772,840.00</b>	<b>1,119,840.00</b>
	<b>Expense Total:</b>	<b>767,322.00</b>	<b>649,652.25</b>	<b>871,808.00</b>	<b>565,743.16</b>	<b>1,044,623.00</b>	<b>715,033.22</b>	<b>753,197.57</b>	<b>772,840.00</b>	<b>1,119,840.00</b>
	<b>Fund: 44 - ROAD &amp; BRIDGE GEN NO. 4 Surplus (Deficit):</b>	<b>(10,230.00)</b>	<b>120,785.87</b>	<b>(125,500.00)</b>	<b>190,433.54</b>	<b>(285,200.00)</b>	<b>63,225.65</b>	<b>26,341.43</b>	<b>0.00</b>	<b>(347,000.00)</b>

Budget - ADOPTED

For Fiscal: 2021-2022 Period Ending: 09/30/2022

		2019-2020	2019-2020	2020-2021	2020-2021	2021-2022	2021-2022	Defined Budgets		
		Total Budget	Total Activity	Total Budget	Total Activity	Total Budget	YTD Activity	2021-2022	2022-2023	2022-2023
								PJ	PROPOSED	2022-2023
<b>Fund: 45 - ROAD &amp; BRIDGE LATERAL RD</b>										
<b>Revenue</b>										
<b>Department: 334 - SHARED REVENUES</b>										
<b>ReportGroup: 320 - Intergovernmental Revenue</b>										
<a href="#">45-334-3311-0000</a>	LATERAL ROAD PROGRAM	5,220.31	5,220.31	5,208.22	5,208.22	5,205.84	5,205.84	5,205.84	5,208.22	5,208.22
<a href="#">45-334-3312-0000</a>	LATERAL ROAD PROGRAM	5,220.31	5,220.31	5,208.22	5,208.22	5,205.84	5,205.84	5,205.84	5,208.22	5,208.22
<a href="#">45-334-3313-0000</a>	LATERAL ROAD PROGRAM	5,220.31	5,220.31	5,208.22	5,208.22	5,205.84	5,205.84	5,205.84	5,208.22	5,208.22
<a href="#">45-334-3314-0000</a>	LATERAL ROAD PROGRAM	5,220.30	5,220.30	5,208.23	5,208.23	5,205.84	5,205.84	5,205.84	5,208.23	5,208.23
<b>ReportGroup: 320 - Intergovernmental Revenue Total:</b>		<b>20,881.23</b>	<b>20,881.23</b>	<b>20,832.89</b>	<b>20,832.89</b>	<b>20,823.36</b>	<b>20,823.36</b>	<b>20,823.36</b>	<b>20,832.89</b>	<b>20,832.89</b>
<b>Department: 334 - SHARED REVENUES Total:</b>		<b>20,881.23</b>	<b>20,881.23</b>	<b>20,832.89</b>	<b>20,832.89</b>	<b>20,823.36</b>	<b>20,823.36</b>	<b>20,823.36</b>	<b>20,832.89</b>	<b>20,832.89</b>
<b>Revenue Total:</b>		<b>20,881.23</b>	<b>20,881.23</b>	<b>20,832.89</b>	<b>20,832.89</b>	<b>20,823.36</b>	<b>20,823.36</b>	<b>20,823.36</b>	<b>20,832.89</b>	<b>20,832.89</b>
<b>Expense</b>										
<b>Department: 611 - R&amp;B #1, GENERAL</b>										
<b>ReportGroup: 410 - Supplies</b>										
<a href="#">45-611-4380-0000</a>	ROAD MATERIALS	5,220.31	5,220.31	5,208.22	5,208.22	5,205.84	5,205.84	5,205.84	5,208.22	5,208.22
<b>ReportGroup: 410 - Supplies Total:</b>		<b>5,220.31</b>	<b>5,220.31</b>	<b>5,208.22</b>	<b>5,208.22</b>	<b>5,205.84</b>	<b>5,205.84</b>	<b>5,205.84</b>	<b>5,208.22</b>	<b>5,208.22</b>
<b>Department: 611 - R&amp;B #1, GENERAL Total:</b>		<b>5,220.31</b>	<b>5,220.31</b>	<b>5,208.22</b>	<b>5,208.22</b>	<b>5,205.84</b>	<b>5,205.84</b>	<b>5,205.84</b>	<b>5,208.22</b>	<b>5,208.22</b>
<b>Department: 612 - R&amp;B #2, GENERAL</b>										
<b>ReportGroup: 410 - Supplies</b>										
<a href="#">45-612-4380-0000</a>	ROAD MATERIALS	5,220.31	5,220.31	5,208.22	5,208.22	5,205.84	5,205.84	5,205.84	5,208.22	5,208.22
<b>ReportGroup: 410 - Supplies Total:</b>		<b>5,220.31</b>	<b>5,220.31</b>	<b>5,208.22</b>	<b>5,208.22</b>	<b>5,205.84</b>	<b>5,205.84</b>	<b>5,205.84</b>	<b>5,208.22</b>	<b>5,208.22</b>
<b>Department: 612 - R&amp;B #2, GENERAL Total:</b>		<b>5,220.31</b>	<b>5,220.31</b>	<b>5,208.22</b>	<b>5,208.22</b>	<b>5,205.84</b>	<b>5,205.84</b>	<b>5,205.84</b>	<b>5,208.22</b>	<b>5,208.22</b>
<b>Department: 613 - R&amp;B #3, GENERAL</b>										
<b>ReportGroup: 410 - Supplies</b>										
<a href="#">45-613-4380-0000</a>	ROAD MATERIALS	5,220.31	5,220.31	5,208.22	5,208.22	5,205.84	5,205.84	5,205.84	5,208.22	5,208.22
<b>ReportGroup: 410 - Supplies Total:</b>		<b>5,220.31</b>	<b>5,220.31</b>	<b>5,208.22</b>	<b>5,208.22</b>	<b>5,205.84</b>	<b>5,205.84</b>	<b>5,205.84</b>	<b>5,208.22</b>	<b>5,208.22</b>
<b>Department: 613 - R&amp;B #3, GENERAL Total:</b>		<b>5,220.31</b>	<b>5,220.31</b>	<b>5,208.22</b>	<b>5,208.22</b>	<b>5,205.84</b>	<b>5,205.84</b>	<b>5,205.84</b>	<b>5,208.22</b>	<b>5,208.22</b>
<b>Department: 614 - R&amp;B #4, GENERAL</b>										
<b>ReportGroup: 410 - Supplies</b>										
<a href="#">45-614-4380-0000</a>	ROAD MATERIALS	5,220.30	0.00	5,208.23	10,428.53	5,205.84	5,205.84	5,205.84	5,208.23	5,208.23
<b>ReportGroup: 410 - Supplies Total:</b>		<b>5,220.30</b>	<b>0.00</b>	<b>5,208.23</b>	<b>10,428.53</b>	<b>5,205.84</b>	<b>5,205.84</b>	<b>5,205.84</b>	<b>5,208.23</b>	<b>5,208.23</b>
<b>Department: 614 - R&amp;B #4, GENERAL Total:</b>		<b>5,220.30</b>	<b>0.00</b>	<b>5,208.23</b>	<b>10,428.53</b>	<b>5,205.84</b>	<b>5,205.84</b>	<b>5,205.84</b>	<b>5,208.23</b>	<b>5,208.23</b>
<b>Expense Total:</b>		<b>20,881.23</b>	<b>15,660.93</b>	<b>20,832.89</b>	<b>26,053.19</b>	<b>20,823.36</b>	<b>20,823.36</b>	<b>20,823.36</b>	<b>20,832.89</b>	<b>20,832.89</b>
<b>Fund: 45 - ROAD &amp; BRIDGE LATERAL RD Surplus (Deficit):</b>		<b>0.00</b>	<b>5,220.30</b>	<b>0.00</b>	<b>(5,220.30)</b>	<b>0.00</b>	<b>0.00</b>	<b>0.00</b>	<b>0.00</b>	<b>0.00</b>

Budget - ADOPTED

For Fiscal: 2021-2022 Period Ending: 09/30/2022

		2019-2020	2019-2020	2020-2021	2020-2021	2021-2022	2021-2022	Defined Budgets		
		Total Budget	Total Activity	Total Budget	Total Activity	Total Budget	YTD Activity	2021-2022	2022-2023	2022-2023
								PJ	PROPOSED	2022-2023
<b>Fund: 50 - PCT#1 EQUIPMENT REPLACMNT</b>										
<b>Revenue</b>										
<b>Department: 360 - INTEREST</b>										
<b>ReportGroup: 350 - Miscellaneous Revenue</b>										
<a href="#">50-360-3600-0000</a>	INTEREST	50.00	211.82	50.00	27.54	0.00	194.66	334.00	237.00	237.00
<b>ReportGroup: 350 - Miscellaneous Revenue Total:</b>		<b>50.00</b>	<b>211.82</b>	<b>50.00</b>	<b>27.54</b>	<b>0.00</b>	<b>194.66</b>	<b>334.00</b>	<b>237.00</b>	<b>237.00</b>
<b>Department: 360 - INTEREST Total:</b>		<b>50.00</b>	<b>211.82</b>	<b>50.00</b>	<b>27.54</b>	<b>0.00</b>	<b>194.66</b>	<b>334.00</b>	<b>237.00</b>	<b>237.00</b>
<b>Department: 364 - SALES &amp; COMPENSATED LOSSES</b>										
<b>ReportGroup: 350 - Miscellaneous Revenue</b>										
<a href="#">50-364-3640-0000</a>	SALE OF FIXED ASSETS	0.00	0.00	0.00	307.27	0.00	0.00	0.00	0.00	0.00
<b>ReportGroup: 350 - Miscellaneous Revenue Total:</b>		<b>0.00</b>	<b>0.00</b>	<b>0.00</b>	<b>307.27</b>	<b>0.00</b>	<b>0.00</b>	<b>0.00</b>	<b>0.00</b>	<b>0.00</b>
<b>Department: 364 - SALES &amp; COMPENSATED LOSSES Total:</b>		<b>0.00</b>	<b>0.00</b>	<b>0.00</b>	<b>307.27</b>	<b>0.00</b>	<b>0.00</b>	<b>0.00</b>	<b>0.00</b>	<b>0.00</b>
<b>Department: 390 - OTHER FINANCING SOURCES</b>										
<b>ReportGroup: 390 - Other revenue</b>										
<a href="#">50-390-3910-0000</a>	TRS FROM GENERAL	20,000.00	20,000.00	20,000.00	20,000.00	20,000.00	20,000.00	20,000.00	20,000.00	20,000.00
<b>ReportGroup: 390 - Other revenue Total:</b>		<b>20,000.00</b>	<b>20,000.00</b>	<b>20,000.00</b>	<b>20,000.00</b>	<b>20,000.00</b>	<b>20,000.00</b>	<b>20,000.00</b>	<b>20,000.00</b>	<b>20,000.00</b>
<b>Department: 390 - OTHER FINANCING SOURCES Total:</b>		<b>20,000.00</b>	<b>20,000.00</b>	<b>20,000.00</b>	<b>20,000.00</b>	<b>20,000.00</b>	<b>20,000.00</b>	<b>20,000.00</b>	<b>20,000.00</b>	<b>20,000.00</b>
<b>Revenue Total:</b>		<b>20,050.00</b>	<b>20,211.82</b>	<b>20,050.00</b>	<b>20,334.81</b>	<b>20,000.00</b>	<b>20,194.66</b>	<b>20,334.00</b>	<b>20,237.00</b>	<b>20,237.00</b>
<b>Expense</b>										
<b>Department: 611 - R&amp;B #1, GENERAL</b>										
<b>ReportGroup: 430 - Capital Outlay</b>										
<a href="#">50-611-5500-0000</a>	CAPITAL OUTLAY	21,516.00	9,499.00	32,200.00	0.00	52,513.00	44,382.00	0.00	73,082.00	73,082.00
<b>Budget Detail</b>										
<b>Budget Code</b>	<b>Description</b>			<b>Units</b>	<b>Price</b>	<b>Amount</b>				
2022-2023	2500 GALLON WATER TANK			1.00	12,000.00	12,000.00				
2022-2023	NOT SPECIFIED			1.00	3,500.00	3,500.00				
2022-2023	TRAILER, HYDRALIC FLAT BED			1.00	8,000.00	8,000.00				
2022-2023	TRUCK - FORD F350 (ORDERED FY22)			1.00	44,382.00	44,382.00				
2022-2023	ZERO TURN 530M54" DECK			1.00	5,200.00	5,200.00				
<b>ReportGroup: 430 - Capital Outlay Total:</b>		<b>21,516.00</b>	<b>9,499.00</b>	<b>32,200.00</b>	<b>0.00</b>	<b>52,513.00</b>	<b>44,382.00</b>	<b>0.00</b>	<b>73,082.00</b>	<b>73,082.00</b>
<b>Department: 611 - R&amp;B #1, GENERAL Total:</b>		<b>21,516.00</b>	<b>9,499.00</b>	<b>32,200.00</b>	<b>0.00</b>	<b>52,513.00</b>	<b>44,382.00</b>	<b>0.00</b>	<b>73,082.00</b>	<b>73,082.00</b>
<b>Expense Total:</b>		<b>21,516.00</b>	<b>9,499.00</b>	<b>32,200.00</b>	<b>0.00</b>	<b>52,513.00</b>	<b>44,382.00</b>	<b>0.00</b>	<b>73,082.00</b>	<b>73,082.00</b>
<b>Fund: 50 - PCT#1 EQUIPMENT REPLACMNT Surplus (Deficit):</b>		<b>(1,466.00)</b>	<b>10,712.82</b>	<b>(12,150.00)</b>	<b>20,334.81</b>	<b>(32,513.00)</b>	<b>(24,187.34)</b>	<b>20,334.00</b>	<b>(52,845.00)</b>	<b>(52,845.00)</b>



Budget - ADOPTED

For Fiscal: 2021-2022 Period Ending: 09/30/2022

		2019-2020	2019-2020	2020-2021	2020-2021	2021-2022	2021-2022	Defined Budgets		
		Total Budget	Total Activity	Total Budget	Total Activity	Total Budget	YTD Activity	2021-2022	2022-2023	2022-2023
								PJ	PROPOSED	2022-2023
<b>Fund: 51 - PCT#2 EQUIPMENT REPLACMNT</b>										
<b>Revenue</b>										
<b>Department: 360 - INTEREST</b>										
<b>ReportGroup: 350 - Miscellaneous Revenue</b>										
<a href="#">51-360-3600-0000</a>	INTEREST	250.00	127.19	40.00	42.61	0.00	616.71	1,016.00	700.00	700.00
<b>ReportGroup: 350 - Miscellaneous Revenue Total:</b>		<b>250.00</b>	<b>127.19</b>	<b>40.00</b>	<b>42.61</b>	<b>0.00</b>	<b>616.71</b>	<b>1,016.00</b>	<b>700.00</b>	<b>700.00</b>
<b>Department: 360 - INTEREST Total:</b>		<b>250.00</b>	<b>127.19</b>	<b>40.00</b>	<b>42.61</b>	<b>0.00</b>	<b>616.71</b>	<b>1,016.00</b>	<b>700.00</b>	<b>700.00</b>
<b>Department: 364 - SALES &amp; COMPENSATED LOSSES</b>										
<b>ReportGroup: 350 - Miscellaneous Revenue</b>										
<a href="#">51-364-3640-0000</a>	SALE OF FIXED ASSETS	0.00	0.00	0.00	6,370.70	0.00	0.00	0.00	0.00	0.00
<b>ReportGroup: 350 - Miscellaneous Revenue Total:</b>		<b>0.00</b>	<b>0.00</b>	<b>0.00</b>	<b>6,370.70</b>	<b>0.00</b>	<b>0.00</b>	<b>0.00</b>	<b>0.00</b>	<b>0.00</b>
<b>Department: 364 - SALES &amp; COMPENSATED LOSSES Total:</b>		<b>0.00</b>	<b>0.00</b>	<b>0.00</b>	<b>6,370.70</b>	<b>0.00</b>	<b>0.00</b>	<b>0.00</b>	<b>0.00</b>	<b>0.00</b>
<b>Department: 390 - OTHER FINANCING SOURCES</b>										
<b>ReportGroup: 390 - Other revenue</b>										
<a href="#">51-390-3910-0000</a>	TRS FROM GENERAL	20,000.00	20,000.00	20,000.00	20,000.00	20,000.00	20,000.00	20,000.00	20,000.00	20,000.00
<a href="#">51-390-3942-0000</a>	TRS FROM R&B #2	0.00	0.00	50,000.00	150,000.00	0.00	0.00	0.00	0.00	0.00
<b>ReportGroup: 390 - Other revenue Total:</b>		<b>20,000.00</b>	<b>20,000.00</b>	<b>70,000.00</b>	<b>170,000.00</b>	<b>20,000.00</b>	<b>20,000.00</b>	<b>20,000.00</b>	<b>20,000.00</b>	<b>20,000.00</b>
<b>Department: 390 - OTHER FINANCING SOURCES Total:</b>		<b>20,000.00</b>	<b>20,000.00</b>	<b>70,000.00</b>	<b>170,000.00</b>	<b>20,000.00</b>	<b>20,000.00</b>	<b>20,000.00</b>	<b>20,000.00</b>	<b>20,000.00</b>
<b>Revenue Total:</b>		<b>20,250.00</b>	<b>20,127.19</b>	<b>70,040.00</b>	<b>176,413.31</b>	<b>20,000.00</b>	<b>20,616.71</b>	<b>21,016.00</b>	<b>20,700.00</b>	<b>20,700.00</b>
<b>Expense</b>										
<b>Department: 612 - R&amp;B #2, GENERAL</b>										
<b>ReportGroup: 430 - Capital Outlay</b>										
<a href="#">51-612-5500-0000</a>	CAPITAL OUTLAY	23,040.00	20,706.47	72,250.00	40,577.21	158,056.00	0.00	0.00	179,700.00	179,700.00
<b>Budget Detail</b>										
<b>Budget Code</b>	<b>Description</b>			<b>Units</b>	<b>Price</b>	<b>Amount</b>				
2022-2023	GRADALL XL 3100			1.00	179,700.00	179,700.00				
<b>ReportGroup: 430 - Capital Outlay Total:</b>		<b>23,040.00</b>	<b>20,706.47</b>	<b>72,250.00</b>	<b>40,577.21</b>	<b>158,056.00</b>	<b>0.00</b>	<b>0.00</b>	<b>179,700.00</b>	<b>179,700.00</b>
<b>Department: 612 - R&amp;B #2, GENERAL Total:</b>		<b>23,040.00</b>	<b>20,706.47</b>	<b>72,250.00</b>	<b>40,577.21</b>	<b>158,056.00</b>	<b>0.00</b>	<b>0.00</b>	<b>179,700.00</b>	<b>179,700.00</b>
<b>Expense Total:</b>		<b>23,040.00</b>	<b>20,706.47</b>	<b>72,250.00</b>	<b>40,577.21</b>	<b>158,056.00</b>	<b>0.00</b>	<b>0.00</b>	<b>179,700.00</b>	<b>179,700.00</b>
<b>Fund: 51 - PCT#2 EQUIPMENT REPLACMNT Surplus (Deficit):</b>		<b>(2,790.00)</b>	<b>(579.28)</b>	<b>(2,210.00)</b>	<b>135,836.10</b>	<b>(138,056.00)</b>	<b>20,616.71</b>	<b>21,016.00</b>	<b>(159,000.00)</b>	<b>(159,000.00)</b>

Budget - ADOPTED

For Fiscal: 2021-2022 Period Ending: 09/30/2022

		2019-2020	2019-2020	2020-2021	2020-2021	2021-2022	2021-2022	Defined Budgets		
		Total Budget	Total Activity	Total Budget	Total Activity	Total Budget	YTD Activity	2021-2022	2022-2023	2022-2023
								PJ	PROPOSED	2022-2023
<b>Fund: 52 - PCT#3 EQUIPMENT REPLACMNT</b>										
<b>Revenue</b>										
<b>Department: 360 - INTEREST</b>										
<b>ReportGroup: 350 - Miscellaneous Revenue</b>										
<a href="#">52-360-3600-0000</a>	INTEREST	65.00	103.96	25.00	15.68	0.00	85.59	155.00	200.00	200.00
<b>ReportGroup: 350 - Miscellaneous Revenue Total:</b>		<b>65.00</b>	<b>103.96</b>	<b>25.00</b>	<b>15.68</b>	<b>0.00</b>	<b>85.59</b>	<b>155.00</b>	<b>200.00</b>	<b>200.00</b>
<b>Department: 360 - INTEREST Total:</b>		<b>65.00</b>	<b>103.96</b>	<b>25.00</b>	<b>15.68</b>	<b>0.00</b>	<b>85.59</b>	<b>155.00</b>	<b>200.00</b>	<b>200.00</b>
<b>Department: 364 - SALES &amp; COMPENSATED LOSSES</b>										
<b>ReportGroup: 350 - Miscellaneous Revenue</b>										
<a href="#">52-364-3640-0000</a>	SALE OF FIXED ASSETS	0.00	0.00	0.00	3,930.15	0.00	0.00	0.00	0.00	0.00
<b>ReportGroup: 350 - Miscellaneous Revenue Total:</b>		<b>0.00</b>	<b>0.00</b>	<b>0.00</b>	<b>3,930.15</b>	<b>0.00</b>	<b>0.00</b>	<b>0.00</b>	<b>0.00</b>	<b>0.00</b>
<b>Department: 364 - SALES &amp; COMPENSATED LOSSES Total:</b>		<b>0.00</b>	<b>0.00</b>	<b>0.00</b>	<b>3,930.15</b>	<b>0.00</b>	<b>0.00</b>	<b>0.00</b>	<b>0.00</b>	<b>0.00</b>
<b>Department: 390 - OTHER FINANCING SOURCES</b>										
<b>ReportGroup: 390 - Other revenue</b>										
<a href="#">52-390-3910-0000</a>	TRS FROM GENERAL	20,000.00	20,000.00	20,000.00	20,000.00	20,000.00	20,000.00	20,000.00	20,000.00	20,000.00
<b>ReportGroup: 390 - Other revenue Total:</b>		<b>20,000.00</b>	<b>20,000.00</b>	<b>20,000.00</b>	<b>20,000.00</b>	<b>20,000.00</b>	<b>20,000.00</b>	<b>20,000.00</b>	<b>20,000.00</b>	<b>20,000.00</b>
<b>Department: 390 - OTHER FINANCING SOURCES Total:</b>		<b>20,000.00</b>	<b>20,000.00</b>	<b>20,000.00</b>	<b>20,000.00</b>	<b>20,000.00</b>	<b>20,000.00</b>	<b>20,000.00</b>	<b>20,000.00</b>	<b>20,000.00</b>
<b>Revenue Total:</b>		<b>20,065.00</b>	<b>20,103.96</b>	<b>20,025.00</b>	<b>23,945.83</b>	<b>20,000.00</b>	<b>20,085.59</b>	<b>20,155.00</b>	<b>20,200.00</b>	<b>20,200.00</b>
<b>Expense</b>										
<b>Department: 613 - R&amp;B #3, GENERAL</b>										
<b>ReportGroup: 430 - Capital Outlay</b>										
<a href="#">52-613-5500-0000</a>	CAPITAL OUTLAY	6,546.00	0.00	26,500.00	25,000.00	25,150.00	0.00	0.00	45,800.00	45,800.00
<b>Budget Detail</b>										
<b>Budget Code</b>	<b>Description</b>			<b>Units</b>	<b>Price</b>	<b>Amount</b>				
2022-2023	NOT SPECIFIED			1.00	20,800.00	20,800.00				
2022-2023	PICK-UP TRUCK			1.00	25,000.00	25,000.00				
<b>ReportGroup: 430 - Capital Outlay Total:</b>		<b>6,546.00</b>	<b>0.00</b>	<b>26,500.00</b>	<b>25,000.00</b>	<b>25,150.00</b>	<b>0.00</b>	<b>0.00</b>	<b>45,800.00</b>	<b>45,800.00</b>
<b>Department: 613 - R&amp;B #3, GENERAL Total:</b>		<b>6,546.00</b>	<b>0.00</b>	<b>26,500.00</b>	<b>25,000.00</b>	<b>25,150.00</b>	<b>0.00</b>	<b>0.00</b>	<b>45,800.00</b>	<b>45,800.00</b>

Budget - ADOPTED

For Fiscal: 2021-2022 Period Ending: 09/30/2022

	2019-2020 Total Budget	2019-2020 Total Activity	2020-2021 Total Budget	2020-2021 Total Activity	2021-2022 Total Budget	2021-2022 YTD Activity	Defined Budgets		2022-2023 PROPOSED	2022-2023 2022-2023
							2021-2022 PJ			
<b>Department: 680 - DEBT SERVICE</b>										
<b>ReportGroup: 460 - Debt Service</b>										
<a href="#">52-680-6300-0000</a>		PRINCIPAL, OTHER INDEBTEDNE...	16,686.00	16,685.52	0.00	0.00	0.00	0.00	0.00	0.00
<b>ReportGroup: 460 - Debt Service Total:</b>	<b>16,686.00</b>	<b>16,685.52</b>	<b>0.00</b>	<b>0.00</b>	<b>0.00</b>	<b>0.00</b>	<b>0.00</b>	<b>0.00</b>	<b>0.00</b>	<b>0.00</b>
<b>Department: 680 - DEBT SERVICE Total:</b>	<b>16,686.00</b>	<b>16,685.52</b>	<b>0.00</b>	<b>0.00</b>	<b>0.00</b>	<b>0.00</b>	<b>0.00</b>	<b>0.00</b>	<b>0.00</b>	<b>0.00</b>
<b>Expense Total:</b>	<b>23,232.00</b>	<b>16,685.52</b>	<b>26,500.00</b>	<b>25,000.00</b>	<b>25,150.00</b>	<b>0.00</b>	<b>0.00</b>	<b>45,800.00</b>	<b>45,800.00</b>	
<b>Fund: 52 - PCT#3 EQUIPMENT REPLACMNT Surplus (Deficit):</b>	<b>(3,167.00)</b>	<b>3,418.44</b>	<b>(6,475.00)</b>	<b>(1,054.17)</b>	<b>(5,150.00)</b>	<b>20,085.59</b>	<b>20,155.00</b>	<b>(25,600.00)</b>	<b>(25,600.00)</b>	

Budget - ADOPTED

For Fiscal: 2021-2022 Period Ending: 09/30/2022

		2019-2020	2019-2020	2020-2021	2020-2021	2021-2022	2021-2022	Defined Budgets		
		Total Budget	Total Activity	Total Budget	Total Activity	Total Budget	YTD Activity	2021-2022	2022-2023	
								PJ	PROPOSED	
									2022-2023	
									2022-2023	
<b>Fund: 53 - PCT#4 EQUIPMENT REPLACMNT</b>										
<b>Revenue</b>										
<b>Department: 360 - INTEREST</b>										
<b>ReportGroup: 350 - Miscellaneous Revenue</b>										
<a href="#">53-360-3600-0000</a>	INTEREST	400.00	1,188.62	225.00	119.18	60.00	455.99	795.00	700.00	700.00
<b>ReportGroup: 350 - Miscellaneous Revenue Total:</b>		<b>400.00</b>	<b>1,188.62</b>	<b>225.00</b>	<b>119.18</b>	<b>60.00</b>	<b>455.99</b>	<b>795.00</b>	<b>700.00</b>	<b>700.00</b>
<b>Department: 360 - INTEREST Total:</b>		<b>400.00</b>	<b>1,188.62</b>	<b>225.00</b>	<b>119.18</b>	<b>60.00</b>	<b>455.99</b>	<b>795.00</b>	<b>700.00</b>	<b>700.00</b>
<b>Department: 364 - SALES &amp; COMPENSATED LOSSES</b>										
<b>ReportGroup: 350 - Miscellaneous Revenue</b>										
<a href="#">53-364-3640-0000</a>	SALE OF FIXED ASSETS	0.00	0.00	0.00	43,321.66	0.00	0.00	0.00	0.00	0.00
<b>ReportGroup: 350 - Miscellaneous Revenue Total:</b>		<b>0.00</b>	<b>0.00</b>	<b>0.00</b>	<b>43,321.66</b>	<b>0.00</b>	<b>0.00</b>	<b>0.00</b>	<b>0.00</b>	<b>0.00</b>
<b>Department: 364 - SALES &amp; COMPENSATED LOSSES Total:</b>		<b>0.00</b>	<b>0.00</b>	<b>0.00</b>	<b>43,321.66</b>	<b>0.00</b>	<b>0.00</b>	<b>0.00</b>	<b>0.00</b>	<b>0.00</b>
<b>Department: 390 - OTHER FINANCING SOURCES</b>										
<b>ReportGroup: 390 - Other revenue</b>										
<a href="#">53-390-3910-0000</a>	TRS FROM GENERAL	20,000.00	20,000.00	20,000.00	20,000.00	20,000.00	20,000.00	20,000.00	20,000.00	20,000.00
<b>ReportGroup: 390 - Other revenue Total:</b>		<b>20,000.00</b>	<b>20,000.00</b>	<b>20,000.00</b>	<b>20,000.00</b>	<b>20,000.00</b>	<b>20,000.00</b>	<b>20,000.00</b>	<b>20,000.00</b>	<b>20,000.00</b>
<b>Department: 390 - OTHER FINANCING SOURCES Total:</b>		<b>20,000.00</b>	<b>20,000.00</b>	<b>20,000.00</b>	<b>20,000.00</b>	<b>20,000.00</b>	<b>20,000.00</b>	<b>20,000.00</b>	<b>20,000.00</b>	<b>20,000.00</b>
<b>Revenue Total:</b>		<b>20,400.00</b>	<b>21,188.62</b>	<b>20,225.00</b>	<b>63,440.84</b>	<b>20,060.00</b>	<b>20,455.99</b>	<b>20,795.00</b>	<b>20,700.00</b>	<b>20,700.00</b>
<b>Expense</b>										
<b>Department: 614 - R&amp;B #4, GENERAL</b>										
<b>ReportGroup: 430 - Capital Outlay</b>										
<a href="#">53-614-5500-0000</a>	CAPITAL OUTLAY	102,430.00	4,857.80	118,900.00	58,395.77	162,900.00	0.00	0.00	145,000.00	145,000.00
<b>Budget Detail</b>										
<b>Budget Code</b>	<b>Description</b>			<b>Units</b>	<b>Price</b>	<b>Amount</b>				
2022-2023	ADJ. TO AVAILABLE			1.00	(1,100.00)	(1,100.00)				
2022-2023	FOGGER			1.00	4,100.00	4,100.00				
2022-2023	RECLAIMER 40'			1.00	21,000.00	21,000.00				
2022-2023	ROLLER,PAD FOOT,MOTORIZED			1.00	60,000.00	60,000.00				
2022-2023	SKID STEER W/BUCKET GRAPPLE			1.00	61,000.00	61,000.00				
<b>ReportGroup: 430 - Capital Outlay Total:</b>		<b>102,430.00</b>	<b>4,857.80</b>	<b>118,900.00</b>	<b>58,395.77</b>	<b>162,900.00</b>	<b>0.00</b>	<b>0.00</b>	<b>145,000.00</b>	<b>145,000.00</b>
<b>Department: 614 - R&amp;B #4, GENERAL Total:</b>		<b>102,430.00</b>	<b>4,857.80</b>	<b>118,900.00</b>	<b>58,395.77</b>	<b>162,900.00</b>	<b>0.00</b>	<b>0.00</b>	<b>145,000.00</b>	<b>145,000.00</b>
<b>Expense Total:</b>		<b>102,430.00</b>	<b>4,857.80</b>	<b>118,900.00</b>	<b>58,395.77</b>	<b>162,900.00</b>	<b>0.00</b>	<b>0.00</b>	<b>145,000.00</b>	<b>145,000.00</b>
<b>Fund: 53 - PCT#4 EQUIPMENT REPLACMNT Surplus (Deficit):</b>		<b>(82,030.00)</b>	<b>16,330.82</b>	<b>(98,675.00)</b>	<b>5,045.07</b>	<b>(142,840.00)</b>	<b>20,455.99</b>	<b>20,795.00</b>	<b>(124,300.00)</b>	<b>(124,300.00)</b>

Budget - ADOPTED

For Fiscal: 2021-2022 Period Ending: 09/30/2022

		2019-2020	2019-2020	2020-2021	2020-2021	2021-2022	2021-2022	Defined Budgets		
		Total Budget	Total Activity	Total Budget	Total Activity	Total Budget	YTD Activity	2021-2022	2022-2023	2022-2023
								PJ	PROPOSED	2022-2023
<b>Fund: 55 - CONSTRUCTION GRANTS</b>										
<b>Revenue</b>										
<b>Department: 330 - FEDERAL GRANTS</b>										
<b>ReportGroup: 320 - Intergovernmental Revenue</b>										
<a href="#">55-330-3140-0000</a>	HUD - CDBG	243,316.80	243,317.25	2,612.50	2,612.50	0.00	0.00	0.00	0.00	0.00
<a href="#">55-330-3141-0000</a>	HUD - CDBG THRU GLO	42,763.80	42,763.80	41,301.86	41,301.86	737,496.98	24,792.04	749,921.02	0.00	0.00
<b>ReportGroup: 320 - Intergovernmental Revenue Total:</b>		<b>286,080.60</b>	<b>286,081.05</b>	<b>43,914.36</b>	<b>43,914.36</b>	<b>737,496.98</b>	<b>24,792.04</b>	<b>749,921.02</b>	<b>0.00</b>	<b>0.00</b>
<b>Department: 330 - FEDERAL GRANTS Total:</b>		<b>286,080.60</b>	<b>286,081.05</b>	<b>43,914.36</b>	<b>43,914.36</b>	<b>737,496.98</b>	<b>24,792.04</b>	<b>749,921.02</b>	<b>0.00</b>	<b>0.00</b>
<b>Department: 339 - SHARED REVENUES, LOCAL</b>										
<b>ReportGroup: 320 - Intergovernmental Revenue</b>										
<a href="#">55-339-3390-0000</a>	SHARED REV, LOCAL GOVT	26,375.00	26,733.20	182.70	182.70	0.00	0.00	0.00	0.00	0.00
<b>ReportGroup: 320 - Intergovernmental Revenue Total:</b>		<b>26,375.00</b>	<b>26,733.20</b>	<b>182.70</b>	<b>182.70</b>	<b>0.00</b>	<b>0.00</b>	<b>0.00</b>	<b>0.00</b>	<b>0.00</b>
<b>Department: 339 - SHARED REVENUES, LOCAL Total:</b>		<b>26,375.00</b>	<b>26,733.20</b>	<b>182.70</b>	<b>182.70</b>	<b>0.00</b>	<b>0.00</b>	<b>0.00</b>	<b>0.00</b>	<b>0.00</b>
<b>Department: 360 - INTEREST</b>										
<b>ReportGroup: 350 - Miscellaneous Revenue</b>										
<a href="#">55-360-3600-0000</a>	INTEREST	0.00	0.00	0.00	(1.88)	0.00	0.00	0.00	0.00	0.00
<b>ReportGroup: 350 - Miscellaneous Revenue Total:</b>		<b>0.00</b>	<b>0.00</b>	<b>0.00</b>	<b>(1.88)</b>	<b>0.00</b>	<b>0.00</b>	<b>0.00</b>	<b>0.00</b>	<b>0.00</b>
<b>Department: 360 - INTEREST Total:</b>		<b>0.00</b>	<b>0.00</b>	<b>0.00</b>	<b>(1.88)</b>	<b>0.00</b>	<b>0.00</b>	<b>0.00</b>	<b>0.00</b>	<b>0.00</b>
<b>Revenue Total:</b>		<b>312,455.60</b>	<b>312,814.25</b>	<b>44,097.06</b>	<b>44,095.18</b>	<b>737,496.98</b>	<b>24,792.04</b>	<b>749,921.02</b>	<b>0.00</b>	<b>0.00</b>
<b>Expense</b>										
<b>Department: 590 - WATER CONTROL DISTRICT</b>										
<b>ReportGroup: 420 - Other Services &amp; Charges</b>										
<a href="#">55-590-4550-0000</a>	PROFESSIONAL FEES	10,450.00	13,062.50	182.70	182.70	0.00	0.00	0.00	0.00	0.00
<b>ReportGroup: 420 - Other Services &amp; Charges Total:</b>		<b>10,450.00</b>	<b>13,062.50</b>	<b>182.70</b>	<b>182.70</b>	<b>0.00</b>	<b>0.00</b>	<b>0.00</b>	<b>0.00</b>	<b>0.00</b>
<b>ReportGroup: 430 - Capital Outlay</b>										
<a href="#">55-590-5500-0000</a>	CAPITAL OUTLAY	259,242.25	259,242.25	0.00	0.00	0.00	0.00	0.00	0.00	0.00
<b>ReportGroup: 430 - Capital Outlay Total:</b>		<b>259,242.25</b>	<b>259,242.25</b>	<b>0.00</b>	<b>0.00</b>	<b>0.00</b>	<b>0.00</b>	<b>0.00</b>	<b>0.00</b>	<b>0.00</b>
<b>Department: 590 - WATER CONTROL DISTRICT Total:</b>		<b>269,692.25</b>	<b>272,304.75</b>	<b>182.70</b>	<b>182.70</b>	<b>0.00</b>	<b>0.00</b>	<b>0.00</b>	<b>0.00</b>	<b>0.00</b>
<b>Department: 610 - GENERAL ROAD &amp; BRIDGE</b>										
<b>ReportGroup: 420 - Other Services &amp; Charges</b>										
<a href="#">55-610-4550-0000</a>	PROFESSIONAL FEES	17,916.00	17,916.00	28,877.50	29,065.50	20,426.50	14,298.55	20,426.50	0.00	0.00
<b>ReportGroup: 420 - Other Services &amp; Charges Total:</b>		<b>17,916.00</b>	<b>17,916.00</b>	<b>28,877.50</b>	<b>29,065.50</b>	<b>20,426.50</b>	<b>14,298.55</b>	<b>20,426.50</b>	<b>0.00</b>	<b>0.00</b>
<b>ReportGroup: 430 - Capital Outlay</b>										
<a href="#">55-610-5500-0000</a>	CAPITAL OUTLAY	24,847.80	24,847.80	0.00	0.00	0.00	0.00	0.00	0.00	0.00

Budget - ADOPTED

For Fiscal: 2021-2022 Period Ending: 09/30/2022

	2019-2020 Total Budget	2019-2020 Total Activity	2020-2021 Total Budget	2020-2021 Total Activity	2021-2022 Total Budget	2021-2022 YTD Activity	Defined Budgets		2022-2023 PROPOSED	2022-2023 2022-2023
							2021-2022 PJ			
<a href="#">55-610-5550-0000</a> CAPITAL OUTLAY - ROADS	0.00	0.00	15,036.86	24,848.40	717,070.48	436,828.61	716,880.60		0.00	0.00
<b>ReportGroup: 430 - Capital Outlay Total:</b>	<b>24,847.80</b>	<b>24,847.80</b>	<b>15,036.86</b>	<b>24,848.40</b>	<b>717,070.48</b>	<b>436,828.61</b>	<b>716,880.60</b>		<b>0.00</b>	<b>0.00</b>
<b>Department: 610 - GENERAL ROAD &amp; BRIDGE Total:</b>	<b>42,763.80</b>	<b>42,763.80</b>	<b>43,914.36</b>	<b>53,913.90</b>	<b>737,496.98</b>	<b>451,127.16</b>	<b>737,307.10</b>		<b>0.00</b>	<b>0.00</b>
<b>Expense Total:</b>	<b>312,456.05</b>	<b>315,068.55</b>	<b>44,097.06</b>	<b>54,096.60</b>	<b>737,496.98</b>	<b>451,127.16</b>	<b>737,307.10</b>		<b>0.00</b>	<b>0.00</b>
<b>Fund: 55 - CONSTRUCTION GRANTS Surplus (Deficit):</b>	<b>(0.45)</b>	<b>(2,254.30)</b>	<b>0.00</b>	<b>(10,001.42)</b>	<b>0.00</b>	<b>(426,335.12)</b>	<b>12,613.92</b>		<b>0.00</b>	<b>0.00</b>

Budget - ADOPTED

For Fiscal: 2021-2022 Period Ending: 09/30/2022

		2019-2020	2019-2020	2020-2021	2020-2021	2021-2022	2021-2022	Defined Budgets		
		Total Budget	Total Activity	Total Budget	Total Activity	Total Budget	YTD Activity	2021-2022	2022-2023	
								PJ	PROPOSED	
									2022-2023	
<b>Fund: 57 - ABANDONED MOTOR VEHICLE</b>										
<b>Revenue</b>										
<b>Department: 342 - CHARGES FOR SERVICES</b>										
<b>ReportGroup: 330 - Charges for Services</b>										
<a href="#">57-342-3426-0000</a>	AMV FEES	600.00	2,230.00	1,000.00	500.00	500.00	7,052.60	7,480.00	500.00	500.00
<b>ReportGroup: 330 - Charges for Services Total:</b>		<b>600.00</b>	<b>2,230.00</b>	<b>1,000.00</b>	<b>500.00</b>	<b>500.00</b>	<b>7,052.60</b>	<b>7,480.00</b>	<b>500.00</b>	<b>500.00</b>
<b>Department: 342 - CHARGES FOR SERVICES Total:</b>		<b>600.00</b>	<b>2,230.00</b>	<b>1,000.00</b>	<b>500.00</b>	<b>500.00</b>	<b>7,052.60</b>	<b>7,480.00</b>	<b>500.00</b>	<b>500.00</b>
<b>Department: 370 - MISCELLANEOUS REVENUE</b>										
<b>ReportGroup: 350 - Miscellaneous Revenue</b>										
<a href="#">57-370-3710-0000</a>	MISCELLANEOUS REVENUE	0.00	10,755.00	14,020.00	14,785.00	5,000.00	4,150.00	4,150.00	5,000.00	5,000.00
<b>ReportGroup: 350 - Miscellaneous Revenue Total:</b>		<b>0.00</b>	<b>10,755.00</b>	<b>14,020.00</b>	<b>14,785.00</b>	<b>5,000.00</b>	<b>4,150.00</b>	<b>4,150.00</b>	<b>5,000.00</b>	<b>5,000.00</b>
<b>Department: 370 - MISCELLANEOUS REVENUE Total:</b>		<b>0.00</b>	<b>10,755.00</b>	<b>14,020.00</b>	<b>14,785.00</b>	<b>5,000.00</b>	<b>4,150.00</b>	<b>4,150.00</b>	<b>5,000.00</b>	<b>5,000.00</b>
<b>Revenue Total:</b>		<b>600.00</b>	<b>12,985.00</b>	<b>15,020.00</b>	<b>15,285.00</b>	<b>5,500.00</b>	<b>11,202.60</b>	<b>11,630.00</b>	<b>5,500.00</b>	<b>5,500.00</b>
<b>Expense</b>										
<b>Department: 564 - AMV - LAW ENFORCEMENT</b>										
<b>ReportGroup: 420 - Other Services &amp; Charges</b>										
<a href="#">57-564-4620-0000</a>	COMMUNICATIONS	3,583.00	3,582.13	17,520.00	6,288.44	6,050.00	5,497.89	6,062.00	7,800.00	7,800.00
<b>Budget Detail</b>										
<b>Budget Code</b>	<b>Description</b>			<b>Units</b>	<b>Price</b>	<b>Amount</b>				
2022-2023	MDT & LPR HOTSPOTS			1.00	7,800.00	7,800.00				
<a href="#">57-564-4950-0000</a>	UNCLASSIFIED	1,517.00	1,168.45	1,600.00	1,589.75	6,585.00	6,584.03	7,000.00	10,000.00	10,000.00
<b>ReportGroup: 420 - Other Services &amp; Charges Total:</b>		<b>5,100.00</b>	<b>4,750.58</b>	<b>19,120.00</b>	<b>7,878.19</b>	<b>12,635.00</b>	<b>12,081.92</b>	<b>13,062.00</b>	<b>17,800.00</b>	<b>17,800.00</b>
<b>ReportGroup: 430 - Capital Outlay</b>										
<a href="#">57-564-5500-0000</a>	CAPITAL OUTLAY	0.00	0.00	0.00	0.00	1,180.00	875.00	875.00	0.00	0.00
<a href="#">57-564-5600-0000</a>	CAPITAL OUTLAY - INVENTORY	0.00	0.00	0.00	0.00	3,985.00	3,985.00	3,985.00	0.00	0.00
<b>ReportGroup: 430 - Capital Outlay Total:</b>		<b>0.00</b>	<b>0.00</b>	<b>0.00</b>	<b>0.00</b>	<b>5,165.00</b>	<b>4,860.00</b>	<b>4,860.00</b>	<b>0.00</b>	<b>0.00</b>
<b>Department: 564 - AMV - LAW ENFORCEMENT Total:</b>		<b>5,100.00</b>	<b>4,750.58</b>	<b>19,120.00</b>	<b>7,878.19</b>	<b>17,800.00</b>	<b>16,941.92</b>	<b>17,922.00</b>	<b>17,800.00</b>	<b>17,800.00</b>
<b>Expense Total:</b>		<b>5,100.00</b>	<b>4,750.58</b>	<b>19,120.00</b>	<b>7,878.19</b>	<b>17,800.00</b>	<b>16,941.92</b>	<b>17,922.00</b>	<b>17,800.00</b>	<b>17,800.00</b>
<b>Fund: 57 - ABANDONED MOTOR VEHICLE Surplus (Deficit):</b>		<b>(4,500.00)</b>	<b>8,234.42</b>	<b>(4,100.00)</b>	<b>7,406.81</b>	<b>(12,300.00)</b>	<b>(5,739.32)</b>	<b>(6,292.00)</b>	<b>(12,300.00)</b>	<b>(12,300.00)</b>

Budget - ADOPTED

For Fiscal: 2021-2022 Period Ending: 09/30/2022

							Defined Budgets			
		2019-2020	2019-2020	2020-2021	2020-2021	2021-2022	2021-2022	2021-2022	2022-2023	2022-2023
		Total Budget	Total Activity	Total Budget	Total Activity	Total Budget	YTD Activity	PJ	PROPOSED	2022-2023
<b>Fund: 65 - TRUANCY PREV &amp; DIVERSION</b>										
<b>Revenue</b>										
<b>Department: 340 - CHARGES FOR SERVICES</b>										
<b>ReportGroup: 330 - Charges for Services</b>										
<a href="#">65-340-3481-0000</a>	FEES, JP1	0.00	1,821.52	2,300.00	3,538.22	3,500.00	2,230.12	2,348.96	3,000.00	3,000.00
<a href="#">65-340-3482-0000</a>	FEES, JP2	0.00	1,593.76	2,400.00	2,884.67	2,700.00	1,810.35	1,840.00	2,000.00	2,000.00
<b>ReportGroup: 330 - Charges for Services Total:</b>		<b>0.00</b>	<b>3,415.28</b>	<b>4,700.00</b>	<b>6,422.89</b>	<b>6,200.00</b>	<b>4,040.47</b>	<b>4,188.96</b>	<b>5,000.00</b>	<b>5,000.00</b>
<b>Department: 340 - CHARGES FOR SERVICES Total:</b>		<b>0.00</b>	<b>3,415.28</b>	<b>4,700.00</b>	<b>6,422.89</b>	<b>6,200.00</b>	<b>4,040.47</b>	<b>4,188.96</b>	<b>5,000.00</b>	<b>5,000.00</b>
<b>Revenue Total:</b>		<b>0.00</b>	<b>3,415.28</b>	<b>4,700.00</b>	<b>6,422.89</b>	<b>6,200.00</b>	<b>4,040.47</b>	<b>4,188.96</b>	<b>5,000.00</b>	<b>5,000.00</b>
<b>Expense</b>										
<b>Department: 570 - JUVENILE PROBATION</b>										
<b>ReportGroup: 420 - Other Services &amp; Charges</b>										
<a href="#">65-570-4950-0000</a>	UNCLASSIFIED	0.00	0.00	8,000.00	0.00	16,335.00	0.00	0.00	19,000.00	19,000.00
<b>ReportGroup: 420 - Other Services &amp; Charges Total:</b>		<b>0.00</b>	<b>0.00</b>	<b>8,000.00</b>	<b>0.00</b>	<b>16,335.00</b>	<b>0.00</b>	<b>0.00</b>	<b>19,000.00</b>	<b>19,000.00</b>
<b>Department: 570 - JUVENILE PROBATION Total:</b>		<b>0.00</b>	<b>0.00</b>	<b>8,000.00</b>	<b>0.00</b>	<b>16,335.00</b>	<b>0.00</b>	<b>0.00</b>	<b>19,000.00</b>	<b>19,000.00</b>
<b>Expense Total:</b>		<b>0.00</b>	<b>0.00</b>	<b>8,000.00</b>	<b>0.00</b>	<b>16,335.00</b>	<b>0.00</b>	<b>0.00</b>	<b>19,000.00</b>	<b>19,000.00</b>
<b>Fund: 65 - TRUANCY PREV &amp; DIVERSION Surplus (Deficit):</b>		<b>0.00</b>	<b>3,415.28</b>	<b>(3,300.00)</b>	<b>6,422.89</b>	<b>(10,135.00)</b>	<b>4,040.47</b>	<b>4,188.96</b>	<b>(14,000.00)</b>	<b>(14,000.00)</b>



Budget - ADOPTED

For Fiscal: 2021-2022 Period Ending: 09/30/2022

		2019-2020	2019-2020	2020-2021	2020-2021	2021-2022	2021-2022	Defined Budgets		
		Total Budget	Total Activity	Total Budget	Total Activity	Total Budget	YTD Activity	2021-2022	2022-2023	2022-2023
								PJ	PROPOSED	2022-2023
<b>Fund: 66 - CO SPECIALTY COURT</b>										
<b>Revenue</b>										
<b>Department: 340 - CHARGES FOR SERVICES</b>										
<b>ReportGroup: 330 - Charges for Services</b>										
<a href="#">66-340-3440-0000</a>	FEES, COUNTY CLERK	0.00	768.96	625.00	2,278.64	2,000.00	1,737.65	1,790.00	2,000.00	2,000.00
<a href="#">66-340-3470-0000</a>	FEES, DISTRICT CLERK	0.00	344.99	125.00	1,232.56	800.00	1,416.14	1,450.00	1,200.00	1,200.00
<b>ReportGroup: 330 - Charges for Services Total:</b>		<b>0.00</b>	<b>1,113.95</b>	<b>750.00</b>	<b>3,511.20</b>	<b>2,800.00</b>	<b>3,153.79</b>	<b>3,240.00</b>	<b>3,200.00</b>	<b>3,200.00</b>
<b>Department: 340 - CHARGES FOR SERVICES Total:</b>		<b>0.00</b>	<b>1,113.95</b>	<b>750.00</b>	<b>3,511.20</b>	<b>2,800.00</b>	<b>3,153.79</b>	<b>3,240.00</b>	<b>3,200.00</b>	<b>3,200.00</b>
<b>Revenue Total:</b>		<b>0.00</b>	<b>1,113.95</b>	<b>750.00</b>	<b>3,511.20</b>	<b>2,800.00</b>	<b>3,153.79</b>	<b>3,240.00</b>	<b>3,200.00</b>	<b>3,200.00</b>
<b>Expense</b>										
<b>Department: 435 - DISTRICT COURT</b>										
<b>ReportGroup: 420 - Other Services &amp; Charges</b>										
<a href="#">66-435-4950-0000</a>	UNCLASSIFIED	0.00	0.00	1,300.00	0.00	7,000.00	0.00	0.00	11,000.00	11,000.00
<b>ReportGroup: 420 - Other Services &amp; Charges Total:</b>		<b>0.00</b>	<b>0.00</b>	<b>1,300.00</b>	<b>0.00</b>	<b>7,000.00</b>	<b>0.00</b>	<b>0.00</b>	<b>11,000.00</b>	<b>11,000.00</b>
<b>Department: 435 - DISTRICT COURT Total:</b>		<b>0.00</b>	<b>0.00</b>	<b>1,300.00</b>	<b>0.00</b>	<b>7,000.00</b>	<b>0.00</b>	<b>0.00</b>	<b>11,000.00</b>	<b>11,000.00</b>
<b>Expense Total:</b>		<b>0.00</b>	<b>0.00</b>	<b>1,300.00</b>	<b>0.00</b>	<b>7,000.00</b>	<b>0.00</b>	<b>0.00</b>	<b>11,000.00</b>	<b>11,000.00</b>
<b>Fund: 66 - CO SPECIALTY COURT Surplus (Deficit):</b>		<b>0.00</b>	<b>1,113.95</b>	<b>(550.00)</b>	<b>3,511.20</b>	<b>(4,200.00)</b>	<b>3,153.79</b>	<b>3,240.00</b>	<b>(7,800.00)</b>	<b>(7,800.00)</b>

Budget - ADOPTED

For Fiscal: 2021-2022 Period Ending: 09/30/2022

			2020-2021		2021-2022		Defined Budgets		2022-2023	
			Total Budget	Total Activity	Total Budget	Total Activity	2021-2022 YTD Activity	2021-2022 PJ	2022-2023 PROPOSED	2022-2023 2022-2023
<b>Fund: 70 - AMERICAN RESCUE PLAN (ARP)</b>										
<b>Revenue</b>										
<b>Department: 330 - FEDERAL GRANTS</b>										
<b>ReportGroup: 320 - Intergovernmental Revenue</b>										
<a href="#">70-330-3180-0000</a>	USDT CORONA STATE & LOCAL F...	0.00	0.00	0.00	1,433,478.50	0.00	1,433,478.50	1,433,478.50	1,500,000.00	1,500,000.00
<b>ReportGroup: 320 - Intergovernmental Revenue Total:</b>		<b>0.00</b>	<b>0.00</b>	<b>0.00</b>	<b>1,433,478.50</b>	<b>0.00</b>	<b>1,433,478.50</b>	<b>1,433,478.50</b>	<b>1,500,000.00</b>	<b>1,500,000.00</b>
<b>Department: 330 - FEDERAL GRANTS Total:</b>		<b>0.00</b>	<b>0.00</b>	<b>0.00</b>	<b>1,433,478.50</b>	<b>0.00</b>	<b>1,433,478.50</b>	<b>1,433,478.50</b>	<b>1,500,000.00</b>	<b>1,500,000.00</b>
<b>Department: 360 - INTEREST</b>										
<b>ReportGroup: 350 - Miscellaneous Revenue</b>										
<a href="#">70-360-3600-0000</a>	INTEREST	0.00	0.00	0.00	1,190.34	700.00	6,670.57	12,000.00	10,000.00	10,000.00
<b>ReportGroup: 350 - Miscellaneous Revenue Total:</b>		<b>0.00</b>	<b>0.00</b>	<b>0.00</b>	<b>1,190.34</b>	<b>700.00</b>	<b>6,670.57</b>	<b>12,000.00</b>	<b>10,000.00</b>	<b>10,000.00</b>
<b>Department: 360 - INTEREST Total:</b>		<b>0.00</b>	<b>0.00</b>	<b>0.00</b>	<b>1,190.34</b>	<b>700.00</b>	<b>6,670.57</b>	<b>12,000.00</b>	<b>10,000.00</b>	<b>10,000.00</b>
<b>Revenue Total:</b>		<b>0.00</b>	<b>0.00</b>	<b>0.00</b>	<b>1,434,668.84</b>	<b>700.00</b>	<b>1,440,149.07</b>	<b>1,445,478.50</b>	<b>1,510,000.00</b>	<b>1,510,000.00</b>
<b>Expense</b>										
<b>Department: 495 - COUNTY AUDITOR</b>										
<b>ReportGroup: 400 - Payroll Expenses</b>										
<a href="#">70-495-4034-FX20</a>	SALARY, ASSISTANT AUDITOR (F...	0.00	0.00	0.00	0.00	0.00	0.00	0.00	21,761.00	21,761.00
<a href="#">70-495-4201-FX20</a>	FRG BENE, SOC SEC TAXES	0.00	0.00	0.00	0.00	0.00	0.00	0.00	1,665.00	1,665.00
<a href="#">70-495-4202-FX20</a>	FRG BENE, GROUP INS	0.00	0.00	0.00	0.00	0.00	0.00	0.00	7,315.00	7,315.00
<a href="#">70-495-4203-FX20</a>	FRG BENE, RETIREMENT	0.00	0.00	0.00	0.00	0.00	0.00	0.00	2,079.00	2,079.00
<a href="#">70-495-4204-FX20</a>	FRG BENE, WORK COMP	0.00	0.00	0.00	0.00	0.00	0.00	0.00	37.00	37.00
<a href="#">70-495-4206-FX20</a>	FRG BENE, UNEMPLOYMENT C...	0.00	0.00	0.00	0.00	0.00	0.00	0.00	11.00	11.00
<b>ReportGroup: 400 - Payroll Expenses Total:</b>		<b>0.00</b>	<b>0.00</b>	<b>0.00</b>	<b>0.00</b>	<b>0.00</b>	<b>0.00</b>	<b>0.00</b>	<b>32,868.00</b>	<b>32,868.00</b>
<b>Department: 495 - COUNTY AUDITOR Total:</b>		<b>0.00</b>	<b>0.00</b>	<b>0.00</b>	<b>0.00</b>	<b>0.00</b>	<b>0.00</b>	<b>0.00</b>	<b>32,868.00</b>	<b>32,868.00</b>
<b>Department: 499 - TAX ASSESSOR/COLLECTOR</b>										
<b>ReportGroup: 430 - Capital Outlay</b>										
<a href="#">70-499-5500-FX20</a>	CAPITAL OUTLAY, ARPA	0.00	0.00	0.00	0.00	0.00	0.00	0.00	21,000.00	21,000.00
<b>Budget Detail</b>										
<b>Budget Code</b>	<b>Description</b>			<b>Units</b>	<b>Price</b>	<b>Amount</b>				
2022-2023	DESKS - OFFICE SYSTEM			1.00	21,000.00	21,000.00				
<b>ReportGroup: 430 - Capital Outlay Total:</b>		<b>0.00</b>	<b>0.00</b>	<b>0.00</b>	<b>0.00</b>	<b>0.00</b>	<b>0.00</b>	<b>0.00</b>	<b>21,000.00</b>	<b>21,000.00</b>
<b>Department: 499 - TAX ASSESSOR/COLLECTOR Total:</b>		<b>0.00</b>	<b>0.00</b>	<b>0.00</b>	<b>0.00</b>	<b>0.00</b>	<b>0.00</b>	<b>0.00</b>	<b>21,000.00</b>	<b>21,000.00</b>

Budget - ADOPTED

For Fiscal: 2021-2022 Period Ending: 09/30/2022

				2020-2021		2021-2022		Defined Budgets			
		Total Budget	Total Activity	Total Budget	Total Activity	Total Budget	YTD Activity	2021-2022 PJ	2022-2023 PROPOSED	2022-2023 2022-2023	
<b>Department: 516 - PERMANENT IMPROVEMENT</b>											
<b>ReportGroup: 420 - Other Services &amp; Charges</b>											
<a href="#">70-516-4550-0000</a>	PROFESSIONAL FEES	0.00	0.00	0.00	0.00	100,000.00	95.20	95.20	100,000.00	100,000.00	
<b>ReportGroup: 420 - Other Services &amp; Charges Total:</b>		<b>0.00</b>	<b>0.00</b>	<b>0.00</b>	<b>0.00</b>	<b>100,000.00</b>	<b>95.20</b>	<b>95.20</b>	<b>100,000.00</b>	<b>100,000.00</b>	
<b>ReportGroup: 430 - Capital Outlay</b>											
<a href="#">70-516-5500-0000</a>	CAPITAL OUTLAY	0.00	0.00	0.00	0.00	234,685.00	0.00	0.00	457,881.00	457,881.00	
<b>ReportGroup: 430 - Capital Outlay Total:</b>		<b>0.00</b>	<b>0.00</b>	<b>0.00</b>	<b>0.00</b>	<b>234,685.00</b>	<b>0.00</b>	<b>0.00</b>	<b>457,881.00</b>	<b>457,881.00</b>	
<b>Department: 516 - PERMANENT IMPROVEMENT Total:</b>		<b>0.00</b>	<b>0.00</b>	<b>0.00</b>	<b>0.00</b>	<b>334,685.00</b>	<b>95.20</b>	<b>95.20</b>	<b>557,881.00</b>	<b>557,881.00</b>	
<b>Department: 590 - WATER CONTROL DISTRICT</b>											
<b>ReportGroup: 420 - Other Services &amp; Charges</b>											
<a href="#">70-590-4550-0000</a>	PROFESSIONAL FEES	0.00	0.00	0.00	0.00	100,000.00	0.00	0.00	0.00	0.00	
<b>ReportGroup: 420 - Other Services &amp; Charges Total:</b>		<b>0.00</b>	<b>0.00</b>	<b>0.00</b>	<b>0.00</b>	<b>100,000.00</b>	<b>0.00</b>	<b>0.00</b>	<b>0.00</b>	<b>0.00</b>	
<b>ReportGroup: 430 - Capital Outlay</b>											
<a href="#">70-590-5500-0000</a>	CAPITAL OUTLAY	0.00	0.00	0.00	0.00	1,000,000.00	0.00	0.00	300,000.00	300,000.00	
<b>ReportGroup: 430 - Capital Outlay Total:</b>		<b>0.00</b>	<b>0.00</b>	<b>0.00</b>	<b>0.00</b>	<b>1,000,000.00</b>	<b>0.00</b>	<b>0.00</b>	<b>300,000.00</b>	<b>300,000.00</b>	
<b>Department: 590 - WATER CONTROL DISTRICT Total:</b>		<b>0.00</b>	<b>0.00</b>	<b>0.00</b>	<b>0.00</b>	<b>1,100,000.00</b>	<b>0.00</b>	<b>0.00</b>	<b>300,000.00</b>	<b>300,000.00</b>	
<b>Department: 611 - R&amp;B #1, GENERAL</b>											
<b>ReportGroup: 410 - Supplies</b>											
<a href="#">70-611-4380-FX20</a>	ROAD MATERIALS	0.00	0.00	0.00	0.00	0.00	0.00	0.00	150,000.00	150,000.00	
<b>ReportGroup: 410 - Supplies Total:</b>		<b>0.00</b>	<b>0.00</b>	<b>0.00</b>	<b>0.00</b>	<b>0.00</b>	<b>0.00</b>	<b>0.00</b>	<b>150,000.00</b>	<b>150,000.00</b>	
<b>Department: 611 - R&amp;B #1, GENERAL Total:</b>		<b>0.00</b>	<b>0.00</b>	<b>0.00</b>	<b>0.00</b>	<b>0.00</b>	<b>0.00</b>	<b>0.00</b>	<b>150,000.00</b>	<b>150,000.00</b>	
<b>Department: 612 - R&amp;B #2, GENERAL</b>											
<b>ReportGroup: 410 - Supplies</b>											
<a href="#">70-612-4380-FX20</a>	ROAD MATERIALS	0.00	0.00	0.00	0.00	0.00	0.00	0.00	150,000.00	150,000.00	
<b>ReportGroup: 410 - Supplies Total:</b>		<b>0.00</b>	<b>0.00</b>	<b>0.00</b>	<b>0.00</b>	<b>0.00</b>	<b>0.00</b>	<b>0.00</b>	<b>150,000.00</b>	<b>150,000.00</b>	
<b>Department: 612 - R&amp;B #2, GENERAL Total:</b>		<b>0.00</b>	<b>0.00</b>	<b>0.00</b>	<b>0.00</b>	<b>0.00</b>	<b>0.00</b>	<b>0.00</b>	<b>150,000.00</b>	<b>150,000.00</b>	
<b>Department: 613 - R&amp;B #3, GENERAL</b>											
<b>ReportGroup: 410 - Supplies</b>											
<a href="#">70-613-4380-FX20</a>	ROAD MATERIALS	0.00	0.00	0.00	0.00	0.00	0.00	0.00	150,000.00	150,000.00	
<b>ReportGroup: 410 - Supplies Total:</b>		<b>0.00</b>	<b>0.00</b>	<b>0.00</b>	<b>0.00</b>	<b>0.00</b>	<b>0.00</b>	<b>0.00</b>	<b>150,000.00</b>	<b>150,000.00</b>	
<b>Department: 613 - R&amp;B #3, GENERAL Total:</b>		<b>0.00</b>	<b>0.00</b>	<b>0.00</b>	<b>0.00</b>	<b>0.00</b>	<b>0.00</b>	<b>0.00</b>	<b>150,000.00</b>	<b>150,000.00</b>	

Budget - ADOPTED

For Fiscal: 2021-2022 Period Ending: 09/30/2022

								Defined Budgets		
		Total Budget	Total Activity	2020-2021 Total Budget	2020-2021 Total Activity	2021-2022 Total Budget	2021-2022 YTD Activity	2021-2022 PJ	2022-2023 PROPOSED	2022-2023 2022-2023
Department: 614 - R&B #4, GENERAL										
ReportGroup: 410 - Supplies										
<a href="#">70-614-4380-FX20</a>	ROAD MATERIALS	0.00	0.00	0.00	0.00	0.00	0.00	0.00	150,000.00	150,000.00
<b>ReportGroup: 410 - Supplies Total:</b>		<b>0.00</b>	<b>0.00</b>	<b>0.00</b>	<b>0.00</b>	<b>0.00</b>	<b>0.00</b>	<b>0.00</b>	<b>150,000.00</b>	<b>150,000.00</b>
<b>Department: 614 - R&amp;B #4, GENERAL Total:</b>		<b>0.00</b>	<b>0.00</b>	<b>0.00</b>	<b>0.00</b>	<b>0.00</b>	<b>0.00</b>	<b>0.00</b>	<b>150,000.00</b>	<b>150,000.00</b>
<b>Expense Total:</b>		<b>0.00</b>	<b>0.00</b>	<b>0.00</b>	<b>0.00</b>	<b>1,434,685.00</b>	<b>95.20</b>	<b>95.20</b>	<b>1,511,749.00</b>	<b>1,511,749.00</b>
<b>Fund: 70 - AMERICAN RESCUE PLAN (ARP) Surplus (Deficit):</b>		<b>0.00</b>	<b>0.00</b>	<b>0.00</b>	<b>1,434,668.84</b>	<b>(1,433,985.00)</b>	<b>1,440,053.87</b>	<b>1,445,383.30</b>	<b>(1,749.00)</b>	<b>(1,749.00)</b>

Budget - ADOPTED

For Fiscal: 2021-2022 Period Ending: 09/30/2022

		2019-2020	2019-2020	2020-2021	2020-2021	2021-2022	2021-2022	Defined Budgets		
		Total Budget	Total Activity	Total Budget	Total Activity	Total Budget	YTD Activity	2021-2022	2022-2023	
								PJ	PROPOSED	
									2022-2023	
									2022-2023	
<b>Fund: 71 - FED &amp; STATE RELIEF</b>										
<b>Revenue</b>										
<b>Department: 330 - FEDERAL GRANTS</b>										
<b>ReportGroup: 320 - Intergovernmental Revenue</b>										
<a href="#">71-330-3130-0000</a>	FEMA - pass thru TDEM	69,861.00	69,861.00	508,335.10	604,384.00	0.00	24,275.52	36,645.00	0.00	0.00
<b>ReportGroup: 320 - Intergovernmental Revenue Total:</b>		<b>69,861.00</b>	<b>69,861.00</b>	<b>508,335.10</b>	<b>604,384.00</b>	<b>0.00</b>	<b>24,275.52</b>	<b>36,645.00</b>	<b>0.00</b>	<b>0.00</b>
<b>Department: 330 - FEDERAL GRANTS Total:</b>		<b>69,861.00</b>	<b>69,861.00</b>	<b>508,335.10</b>	<b>604,384.00</b>	<b>0.00</b>	<b>24,275.52</b>	<b>36,645.00</b>	<b>0.00</b>	<b>0.00</b>
<b>Department: 360 - INTEREST</b>										
<b>ReportGroup: 350 - Miscellaneous Revenue</b>										
<a href="#">71-360-3600-0000</a>	INTEREST	0.00	77.17	0.00	84.06	20.00	277.13	477.00	150.00	150.00
<b>ReportGroup: 350 - Miscellaneous Revenue Total:</b>		<b>0.00</b>	<b>77.17</b>	<b>0.00</b>	<b>84.06</b>	<b>20.00</b>	<b>277.13</b>	<b>477.00</b>	<b>150.00</b>	<b>150.00</b>
<b>Department: 360 - INTEREST Total:</b>		<b>0.00</b>	<b>77.17</b>	<b>0.00</b>	<b>84.06</b>	<b>20.00</b>	<b>277.13</b>	<b>477.00</b>	<b>150.00</b>	<b>150.00</b>
<b>Revenue Total:</b>		<b>69,861.00</b>	<b>69,938.17</b>	<b>508,335.10</b>	<b>604,468.06</b>	<b>20.00</b>	<b>24,552.65</b>	<b>37,122.00</b>	<b>150.00</b>	<b>150.00</b>
<b>Expense</b>										
<b>Department: 409 - NON-DEPARTMENTAL</b>										
<b>ReportGroup: 410 - Supplies</b>										
<a href="#">71-409-4350-0000</a>	SUPPLIES & PARTS	0.00	0.00	0.00	0.00	6,350.00	6,350.00	6,350.00	1,494.00	1,494.00
<b>ReportGroup: 410 - Supplies Total:</b>		<b>0.00</b>	<b>0.00</b>	<b>0.00</b>	<b>0.00</b>	<b>6,350.00</b>	<b>6,350.00</b>	<b>6,350.00</b>	<b>1,494.00</b>	<b>1,494.00</b>
<b>ReportGroup: 420 - Other Services &amp; Charges</b>										
<a href="#">71-409-4760-0000</a>	SUPPORT & MAINTENANCE	0.00	0.00	615.91	615.34	4,547.00	3,489.90	3,489.90	8,500.00	8,500.00
<b>ReportGroup: 420 - Other Services &amp; Charges Total:</b>		<b>0.00</b>	<b>0.00</b>	<b>615.91</b>	<b>615.34</b>	<b>4,547.00</b>	<b>3,489.90</b>	<b>3,489.90</b>	<b>8,500.00</b>	<b>8,500.00</b>
<b>ReportGroup: 430 - Capital Outlay</b>										
<a href="#">71-409-5500-0000</a>	CAPITAL OUTLAY	0.00	0.00	140,271.89	139,692.83	55,186.00	42,342.17	42,342.17	70,000.00	57,150.00
<a href="#">71-409-5600-0000</a>	CAPITAL OUTLAY - INVENTORY	0.00	0.00	0.00	0.00	2,252.00	2,157.57	2,157.57	0.00	0.00
<b>ReportGroup: 430 - Capital Outlay Total:</b>		<b>0.00</b>	<b>0.00</b>	<b>140,271.89</b>	<b>139,692.83</b>	<b>57,438.00</b>	<b>44,499.74</b>	<b>44,499.74</b>	<b>70,000.00</b>	<b>57,150.00</b>
<b>Department: 409 - NON-DEPARTMENTAL Total:</b>		<b>0.00</b>	<b>0.00</b>	<b>140,887.80</b>	<b>140,308.17</b>	<b>68,335.00</b>	<b>54,339.64</b>	<b>54,339.64</b>	<b>79,994.00</b>	<b>67,144.00</b>
<b>Department: 491 - CESF - LE</b>										
<b>ReportGroup: 410 - Supplies</b>										
<a href="#">71-491-4350-0000</a>	SUPPLIES & PARTS	0.00	275.08	4,949.72	4,949.72	0.00	0.00	0.00	0.00	0.00
<b>ReportGroup: 410 - Supplies Total:</b>		<b>0.00</b>	<b>275.08</b>	<b>4,949.72</b>	<b>4,949.72</b>	<b>0.00</b>	<b>0.00</b>	<b>0.00</b>	<b>0.00</b>	<b>0.00</b>
<b>ReportGroup: 420 - Other Services &amp; Charges</b>										
<a href="#">71-491-4550-0000</a>	PROFESSIONAL FEES	0.00	0.00	712.63	712.63	0.00	0.00	0.00	0.00	0.00
<a href="#">71-491-4680-0000</a>	TRAVEL/TRAINING	0.00	172.15	0.00	0.00	0.00	0.00	0.00	0.00	0.00
<b>ReportGroup: 420 - Other Services &amp; Charges Total:</b>		<b>0.00</b>	<b>172.15</b>	<b>712.63</b>	<b>712.63</b>	<b>0.00</b>	<b>0.00</b>	<b>0.00</b>	<b>0.00</b>	<b>0.00</b>

Budget - ADOPTED

For Fiscal: 2021-2022 Period Ending: 09/30/2022

		2019-2020	2019-2020	2020-2021	2020-2021	2021-2022	2021-2022	Defined Budgets		
		Total Budget	Total Activity	Total Budget	Total Activity	Total Budget	YTD Activity	2021-2022	2022-2023	2022-2023
								PJ	PROPOSED	2022-2023
<b>ReportGroup: 430 - Capital Outlay</b>										
<a href="#">71-491-5500-0000</a>	CAPITAL OUTLAY	0.00	1,160.28	37,321.50	37,321.50	0.00	0.00	0.00	0.00	0.00
<b>ReportGroup: 430 - Capital Outlay Total:</b>		<b>0.00</b>	<b>1,160.28</b>	<b>37,321.50</b>	<b>37,321.50</b>	<b>0.00</b>	<b>0.00</b>	<b>0.00</b>	<b>0.00</b>	<b>0.00</b>
<b>Department: 491 - CESF - LE Total:</b>		<b>0.00</b>	<b>1,607.51</b>	<b>42,983.85</b>	<b>42,983.85</b>	<b>0.00</b>	<b>0.00</b>	<b>0.00</b>	<b>0.00</b>	<b>0.00</b>
<b>Department: 492 - CORONA RELIEF FUND (CRF)</b>										
<b>ReportGroup: 410 - Supplies</b>										
<a href="#">71-492-4350-0000</a>	SUPPLIES & PARTS	50,000.00	12,160.79	0.00	10,652.02	0.00	0.00	0.00	0.00	0.00
<a href="#">71-492-4450-0000</a>	SUPPLIES, MEDICAL	0.00	0.00	0.00	833.75	0.00	0.00	0.00	0.00	0.00
<b>ReportGroup: 410 - Supplies Total:</b>		<b>50,000.00</b>	<b>12,160.79</b>	<b>0.00</b>	<b>11,485.77</b>	<b>0.00</b>	<b>0.00</b>	<b>0.00</b>	<b>0.00</b>	<b>0.00</b>
<b>ReportGroup: 420 - Other Services &amp; Charges</b>										
<a href="#">71-492-4550-0000</a>	PROFESSIONAL FEES	0.00	0.00	0.00	134.40	0.00	0.00	0.00	0.00	0.00
<a href="#">71-492-4551-0000</a>	CONTRACT SERVICE, MEDICAL	500.00	85.54	0.00	0.00	0.00	0.00	0.00	0.00	0.00
<a href="#">71-492-4680-0000</a>	TRAVEL/TRAINING	2,000.00	586.61	0.00	368.96	0.00	0.00	0.00	0.00	0.00
<a href="#">71-492-4800-0000</a>	AID TO OTHER GOVERNMENTS	0.00	0.00	424,913.30	424,913.30	0.00	0.00	0.00	0.00	0.00
<b>ReportGroup: 420 - Other Services &amp; Charges Total:</b>		<b>2,500.00</b>	<b>672.15</b>	<b>424,913.30</b>	<b>425,416.66</b>	<b>0.00</b>	<b>0.00</b>	<b>0.00</b>	<b>0.00</b>	<b>0.00</b>
<b>ReportGroup: 430 - Capital Outlay</b>										
<a href="#">71-492-5500-0000</a>	CAPITAL OUTLAY	17,361.00	0.00	0.00	0.00	0.00	0.00	0.00	0.00	0.00
<b>ReportGroup: 430 - Capital Outlay Total:</b>		<b>17,361.00</b>	<b>0.00</b>	<b>0.00</b>	<b>0.00</b>	<b>0.00</b>	<b>0.00</b>	<b>0.00</b>	<b>0.00</b>	<b>0.00</b>
<b>Department: 492 - CORONA RELIEF FUND (CRF) Total:</b>		<b>69,861.00</b>	<b>12,832.94</b>	<b>424,913.30</b>	<b>436,902.43</b>	<b>0.00</b>	<b>0.00</b>	<b>0.00</b>	<b>0.00</b>	<b>0.00</b>
<b>Expense Total:</b>		<b>69,861.00</b>	<b>14,440.45</b>	<b>608,784.95</b>	<b>620,194.45</b>	<b>68,335.00</b>	<b>54,339.64</b>	<b>54,339.64</b>	<b>79,994.00</b>	<b>67,144.00</b>
<b>Fund: 71 - FED &amp; STATE RELIEF Surplus (Deficit):</b>		<b>0.00</b>	<b>55,497.72</b>	<b>(100,449.85)</b>	<b>(15,726.39)</b>	<b>(68,315.00)</b>	<b>(29,786.99)</b>	<b>(17,217.64)</b>	<b>(79,844.00)</b>	<b>(66,994.00)</b>

Budget - ADOPTED

For Fiscal: 2021-2022 Period Ending: 09/30/2022

		2019-2020	2019-2020	2020-2021	2020-2021	2021-2022	2021-2022	Defined Budgets		
		Total Budget	Total Activity	Total Budget	Total Activity	Total Budget	YTD Activity	2021-2022	2022-2023	2022-2023
								PJ	PROPOSED	2022-2023
<b>Fund: 72 - COASTAL PROTECTION</b>										
<b>Revenue</b>										
<b>Department: 330 - FEDERAL GRANTS</b>										
<b>ReportGroup: 320 - Intergovernmental Revenue</b>										
<a href="#">72-330-3130-0000</a>	FEMA - PASS THRU TDEM	0.00	2,640.75	0.00	0.00	0.00	0.00	0.00	0.00	0.00
<b>ReportGroup: 320 - Intergovernmental Revenue Total:</b>		<b>0.00</b>	<b>2,640.75</b>	<b>0.00</b>	<b>0.00</b>	<b>0.00</b>	<b>0.00</b>	<b>0.00</b>	<b>0.00</b>	<b>0.00</b>
<b>Department: 330 - FEDERAL GRANTS Total:</b>		<b>0.00</b>	<b>2,640.75</b>	<b>0.00</b>	<b>0.00</b>	<b>0.00</b>	<b>0.00</b>	<b>0.00</b>	<b>0.00</b>	<b>0.00</b>
<b>Department: 331 - INTERGOVERNMENTAL REV.</b>										
<b>ReportGroup: 320 - Intergovernmental Revenue</b>										
<a href="#">72-331-3170-0000</a>	GOMESA	100,000.00	496,817.57	500,000.00	351,200.36	300,000.00	357,860.31	357,860.00	300,000.00	300,000.00
<b>ReportGroup: 320 - Intergovernmental Revenue Total:</b>		<b>100,000.00</b>	<b>496,817.57</b>	<b>500,000.00</b>	<b>351,200.36</b>	<b>300,000.00</b>	<b>357,860.31</b>	<b>357,860.00</b>	<b>300,000.00</b>	<b>300,000.00</b>
<b>Department: 331 - INTERGOVERNMENTAL REV. Total:</b>		<b>100,000.00</b>	<b>496,817.57</b>	<b>500,000.00</b>	<b>351,200.36</b>	<b>300,000.00</b>	<b>357,860.31</b>	<b>357,860.00</b>	<b>300,000.00</b>	<b>300,000.00</b>
<b>Department: 360 - INTEREST</b>										
<b>ReportGroup: 350 - Miscellaneous Revenue</b>										
<a href="#">72-360-3600-0000</a>	INTEREST	8,000.00	8,877.67	2,300.00	1,380.49	700.00	6,200.94	10,700.00	5,000.00	5,000.00
<b>ReportGroup: 350 - Miscellaneous Revenue Total:</b>		<b>8,000.00</b>	<b>8,877.67</b>	<b>2,300.00</b>	<b>1,380.49</b>	<b>700.00</b>	<b>6,200.94</b>	<b>10,700.00</b>	<b>5,000.00</b>	<b>5,000.00</b>
<b>Department: 360 - INTEREST Total:</b>		<b>8,000.00</b>	<b>8,877.67</b>	<b>2,300.00</b>	<b>1,380.49</b>	<b>700.00</b>	<b>6,200.94</b>	<b>10,700.00</b>	<b>5,000.00</b>	<b>5,000.00</b>
<b>Revenue Total:</b>		<b>108,000.00</b>	<b>508,335.99</b>	<b>502,300.00</b>	<b>352,580.85</b>	<b>300,700.00</b>	<b>364,061.25</b>	<b>368,560.00</b>	<b>305,000.00</b>	<b>305,000.00</b>
<b>Expense</b>										
<b>Department: 660 - PARKS</b>										
<b>ReportGroup: 410 - Supplies</b>										
<a href="#">72-660-4380-0000</a>	ROAD MATERIALS	0.00	0.00	0.00	0.00	0.00	0.00	0.00	50,000.00	50,000.00
<b>ReportGroup: 410 - Supplies Total:</b>		<b>0.00</b>	<b>0.00</b>	<b>0.00</b>	<b>0.00</b>	<b>0.00</b>	<b>0.00</b>	<b>0.00</b>	<b>50,000.00</b>	<b>50,000.00</b>
<b>ReportGroup: 420 - Other Services &amp; Charges</b>										
<a href="#">72-660-4500-0000</a>	CONTRACT SERVICE	0.00	0.00	0.00	0.00	0.00	0.00	0.00	180,000.00	180,000.00
<b>Budget Detail</b>										
<b>Budget Code</b>	<b>Description</b>			<b>Units</b>	<b>Price</b>	<b>Amount</b>				
2022-2023	DREDGING			1.00	180,000.00	180,000.00				
<a href="#">72-660-4557-0000</a>	ADMINISTRATIVE COSTS	65.00	64.35	0.00	0.00	0.00	0.00	0.00	0.00	0.00
<b>ReportGroup: 420 - Other Services &amp; Charges Total:</b>		<b>65.00</b>	<b>64.35</b>	<b>0.00</b>	<b>0.00</b>	<b>0.00</b>	<b>0.00</b>	<b>0.00</b>	<b>180,000.00</b>	<b>180,000.00</b>
<b>ReportGroup: 430 - Capital Outlay</b>										
<a href="#">72-660-5500-0000</a>	CAPITAL OUTLAY	716,255.00	54.00	1,350,000.00	0.00	0.00	162.30	0.00	0.00	0.00
<a href="#">72-660-5501-0000</a>	CAPITAL OUTLAY - CO - CARANA...	0.00	0.00	150,000.00	84,752.00	845,000.00	42,269.00	95,815.00	875,500.00	875,500.00

Budget - ADOPTED

For Fiscal: 2021-2022 Period Ending: 09/30/2022

		2019-2020	2019-2020	2020-2021	2020-2021	2021-2022	2021-2022	Defined Budgets		
		Total Budget	Total Activity	Total Budget	Total Activity	Total Budget	YTD Activity	2021-2022	2022-2023	2022-2023
								PJ	PROPOSED	2022-2023
<b>Budget Detail</b>										
<b>Budget Code</b>	<b>Description</b>			<b>Units</b>	<b>Price</b>	<b>Amount</b>				
2022-2023	CARCANCHUA BULK HEAD			1.00	754,000.00	754,000.00				
2022-2023	CONSTRUCTION MGT			1.00	19,000.00	19,000.00				
2022-2023	WALKWAY REBUILD FROM HARVEY			1.00	102,500.00	102,500.00				
<b>ReportGroup: 430 - Capital Outlay Total:</b>		<b>716,255.00</b>	<b>54.00</b>	<b>1,500,000.00</b>	<b>84,752.00</b>	<b>845,000.00</b>	<b>42,431.30</b>	<b>95,815.00</b>	<b>875,500.00</b>	<b>875,500.00</b>
<b>Department: 660 - PARKS Total:</b>		<b>716,320.00</b>	<b>118.35</b>	<b>1,500,000.00</b>	<b>84,752.00</b>	<b>845,000.00</b>	<b>42,431.30</b>	<b>95,815.00</b>	<b>1,105,500.00</b>	<b>1,105,500.00</b>
<b>Department: 690 - DRAINAGE &amp; FLOOD</b>										
<b>ReportGroup: 420 - Other Services &amp; Charges</b>										
<a href="#">72-690-4550-0000</a>	PROFESSIONAL FEES	0.00	0.00	0.00	0.00	811,250.00	7,756.25	9,700.00	845,000.00	845,000.00
<b>ReportGroup: 420 - Other Services &amp; Charges Total:</b>		<b>0.00</b>	<b>0.00</b>	<b>0.00</b>	<b>0.00</b>	<b>811,250.00</b>	<b>7,756.25</b>	<b>9,700.00</b>	<b>845,000.00</b>	<b>845,000.00</b>
<b>Department: 690 - DRAINAGE &amp; FLOOD Total:</b>		<b>0.00</b>	<b>0.00</b>	<b>0.00</b>	<b>0.00</b>	<b>811,250.00</b>	<b>7,756.25</b>	<b>9,700.00</b>	<b>845,000.00</b>	<b>845,000.00</b>
<b>Expense Total:</b>		<b>716,320.00</b>	<b>118.35</b>	<b>1,500,000.00</b>	<b>84,752.00</b>	<b>1,656,250.00</b>	<b>50,187.55</b>	<b>105,515.00</b>	<b>1,950,500.00</b>	<b>1,950,500.00</b>
<b>Fund: 72 - COASTAL PROTECTION Surplus (Deficit):</b>		<b>(608,320.00)</b>	<b>508,217.64</b>	<b>(997,700.00)</b>	<b>267,828.85</b>	<b>(1,355,550.00)</b>	<b>313,873.70</b>	<b>263,045.00</b>	<b>(1,645,500.00)</b>	<b>(1,645,500.00)</b>



Budget - ADOPTED

For Fiscal: 2021-2022 Period Ending: 09/30/2022

		2019-2020	2019-2020	2020-2021	2020-2021	2021-2022	2021-2022	Defined Budgets		
		Total Budget	Total Activity	Total Budget	Total Activity	Total Budget	YTD Activity	2021-2022	2022-2023	2022-2023
								PJ	PROPOSED	2022-2023
<b>Fund: 80 - AIRPORT</b>										
<b>Revenue</b>										
<b>Department: 334 - SHARED REVENUES</b>										
<b>ReportGroup: 320 - Intergovernmental Revenue</b>										
<a href="#">80-334-3260-0000</a>	TXDOT AVIATION - SHARED	187,595.00	566.92	5,000.00	0.00	0.00	17,682.83	17,682.83	5,000.00	5,000.00
<b>ReportGroup: 320 - Intergovernmental Revenue Total:</b>		<b>187,595.00</b>	<b>566.92</b>	<b>5,000.00</b>	<b>0.00</b>	<b>0.00</b>	<b>17,682.83</b>	<b>17,682.83</b>	<b>5,000.00</b>	<b>5,000.00</b>
<b>Department: 334 - SHARED REVENUES Total:</b>		<b>187,595.00</b>	<b>566.92</b>	<b>5,000.00</b>	<b>0.00</b>	<b>0.00</b>	<b>17,682.83</b>	<b>17,682.83</b>	<b>5,000.00</b>	<b>5,000.00</b>
<b>Department: 355 - RENTALS &amp; LEASES</b>										
<b>ReportGroup: 350 - Miscellaneous Revenue</b>										
<a href="#">80-355-3656-0000</a>	SURFACE LEASE	5,768.44	5,744.44	5,768.00	5,768.44	5,768.00	5,765.82	5,765.82	5,765.00	5,765.00
<b>Budget Detail</b>										
<b>Budget Code</b>	<b>Description</b>			<b>Units</b>	<b>Price</b>	<b>Amount</b>				
2022-2023	BULLS EYE			1.00	(675.00)	(675.00)				
2022-2023	HAY LEASE			1.00	(490.00)	(490.00)				
2022-2023	HAY LEASE BY TRANSFER			1.00	(600.00)	(600.00)				
2022-2023	RICKIM LEASE			4.00	(1,000.00)	(4,000.00)				
<b>ReportGroup: 350 - Miscellaneous Revenue Total:</b>		<b>5,768.44</b>	<b>5,744.44</b>	<b>5,768.00</b>	<b>5,768.44</b>	<b>5,768.00</b>	<b>5,765.82</b>	<b>5,765.82</b>	<b>5,765.00</b>	<b>5,765.00</b>
<b>Department: 355 - RENTALS &amp; LEASES Total:</b>		<b>5,768.44</b>	<b>5,744.44</b>	<b>5,768.00</b>	<b>5,768.44</b>	<b>5,768.00</b>	<b>5,765.82</b>	<b>5,765.82</b>	<b>5,765.00</b>	<b>5,765.00</b>
<b>Department: 360 - INTEREST</b>										
<b>ReportGroup: 350 - Miscellaneous Revenue</b>										
<a href="#">80-360-3600-0000</a>	INTEREST	100.00	1,670.86	275.00	134.12	66.00	555.43	855.00	400.00	400.00
<b>ReportGroup: 350 - Miscellaneous Revenue Total:</b>		<b>100.00</b>	<b>1,670.86</b>	<b>275.00</b>	<b>134.12</b>	<b>66.00</b>	<b>555.43</b>	<b>855.00</b>	<b>400.00</b>	<b>400.00</b>
<b>Department: 360 - INTEREST Total:</b>		<b>100.00</b>	<b>1,670.86</b>	<b>275.00</b>	<b>134.12</b>	<b>66.00</b>	<b>555.43</b>	<b>855.00</b>	<b>400.00</b>	<b>400.00</b>
<b>Department: 370 - MISCELLANEOUS REVENUE</b>										
<b>ReportGroup: 350 - Miscellaneous Revenue</b>										
<a href="#">80-370-3710-0000</a>	MISCELLANEOUS REVENUE	0.00	0.00	0.00	400.00	0.00	0.00	0.00	0.00	0.00
<b>ReportGroup: 350 - Miscellaneous Revenue Total:</b>		<b>0.00</b>	<b>0.00</b>	<b>0.00</b>	<b>400.00</b>	<b>0.00</b>	<b>0.00</b>	<b>0.00</b>	<b>0.00</b>	<b>0.00</b>
<b>Department: 370 - MISCELLANEOUS REVENUE Total:</b>		<b>0.00</b>	<b>0.00</b>	<b>0.00</b>	<b>400.00</b>	<b>0.00</b>	<b>0.00</b>	<b>0.00</b>	<b>0.00</b>	<b>0.00</b>
<b>Department: 390 - OTHER FINANCING SOURCES</b>										
<b>ReportGroup: 390 - Other revenue</b>										
<a href="#">80-390-3910-0000</a>	TRS FROM GENERAL	135,134.00	135,134.00	0.00	0.00	0.00	0.00	0.00	0.00	0.00
<b>ReportGroup: 390 - Other revenue Total:</b>		<b>135,134.00</b>	<b>135,134.00</b>	<b>0.00</b>	<b>0.00</b>	<b>0.00</b>	<b>0.00</b>	<b>0.00</b>	<b>0.00</b>	<b>0.00</b>
<b>Department: 390 - OTHER FINANCING SOURCES Total:</b>		<b>135,134.00</b>	<b>135,134.00</b>	<b>0.00</b>	<b>0.00</b>	<b>0.00</b>	<b>0.00</b>	<b>0.00</b>	<b>0.00</b>	<b>0.00</b>
<b>Revenue Total:</b>		<b>328,597.44</b>	<b>143,116.22</b>	<b>11,043.00</b>	<b>6,302.56</b>	<b>5,834.00</b>	<b>24,004.08</b>	<b>24,303.65</b>	<b>11,165.00</b>	<b>11,165.00</b>

Budget - ADOPTED

For Fiscal: 2021-2022 Period Ending: 09/30/2022

		2019-2020	2019-2020	2020-2021	2020-2021	2021-2022	2021-2022	Defined Budgets		
		Total Budget	Total Activity	Total Budget	Total Activity	Total Budget	YTD Activity	2021-2022	2022-2023	2022-2023
								PJ	PROPOSED	2022-2023
<b>Expense</b>										
<b>Department: 620 - AIRPORT</b>										
<b>ReportGroup: 410 - Supplies</b>										
<a href="#">80-620-4310-0000</a>	OFFICE SUPPLIES & EXPENSES	500.00	276.00	700.00	200.00	1,000.00	942.91	942.91	1,500.00	1,500.00
<a href="#">80-620-4375-0000</a>	PARTS, SUPPLIES, REPAIRS	7,316.00	0.00	7,341.00	4,809.18	9,700.00	0.00	2,500.00	10,000.00	10,000.00
<b>ReportGroup: 410 - Supplies Total:</b>		<b>7,816.00</b>	<b>276.00</b>	<b>8,041.00</b>	<b>5,009.18</b>	<b>10,700.00</b>	<b>942.91</b>	<b>3,442.91</b>	<b>11,500.00</b>	<b>11,500.00</b>
<b>ReportGroup: 420 - Other Services &amp; Charges</b>										
<a href="#">80-620-4500-0000</a>	CONTRACT SERVICES	0.00	0.00	0.00	0.00	0.00	0.00	0.00	5,000.00	5,000.00
<a href="#">80-620-4550-0000</a>	PROFESSIONAL FEES	83,000.00	5,900.00	0.00	0.00	2,000.00	0.00	0.00	0.00	0.00
<a href="#">80-620-4710-0000</a>	INSURANCE/BONDS	4,762.00	4,762.00	5,267.00	5,267.00	6,405.00	6,405.00	6,405.00	6,725.00	6,725.00
<a href="#">80-620-4950-0000</a>	UNCLASSIFIED	3,100.00	2,576.16	2,833.00	2,428.05	4,072.00	2,985.39	5,970.78	5,000.00	5,000.00
<b>ReportGroup: 420 - Other Services &amp; Charges Total:</b>		<b>90,862.00</b>	<b>13,238.16</b>	<b>8,100.00</b>	<b>7,695.05</b>	<b>12,477.00</b>	<b>9,390.39</b>	<b>12,375.78</b>	<b>16,725.00</b>	<b>16,725.00</b>
<b>ReportGroup: 430 - Capital Outlay</b>										
<a href="#">80-620-5500-0000</a>	CAPITAL OUTLAY	244,895.00	12,688.00	2,659.00	5,318.00	0.00	0.00	0.00	0.00	0.00
<b>ReportGroup: 430 - Capital Outlay Total:</b>		<b>244,895.00</b>	<b>12,688.00</b>	<b>2,659.00</b>	<b>5,318.00</b>	<b>0.00</b>	<b>0.00</b>	<b>0.00</b>	<b>0.00</b>	<b>0.00</b>
<b>Department: 620 - AIRPORT Total:</b>		<b>343,573.00</b>	<b>26,202.16</b>	<b>18,800.00</b>	<b>18,022.23</b>	<b>23,177.00</b>	<b>10,333.30</b>	<b>15,818.69</b>	<b>28,225.00</b>	<b>28,225.00</b>
<b>Expense Total:</b>		<b>343,573.00</b>	<b>26,202.16</b>	<b>18,800.00</b>	<b>18,022.23</b>	<b>23,177.00</b>	<b>10,333.30</b>	<b>15,818.69</b>	<b>28,225.00</b>	<b>28,225.00</b>
<b>Fund: 80 - AIRPORT Surplus (Deficit):</b>		<b>(14,975.56)</b>	<b>116,914.06</b>	<b>(7,757.00)</b>	<b>(11,719.67)</b>	<b>(17,343.00)</b>	<b>13,670.78</b>	<b>8,484.96</b>	<b>(17,060.00)</b>	<b>(17,060.00)</b>

Budget - ADOPTED

For Fiscal: 2021-2022 Period Ending: 09/30/2022

								Defined Budgets			
		2019-2020	2019-2020	2020-2021	2020-2021	2021-2022	2021-2022	2021-2022	2022-2023	2022-2023	
		Total Budget	Total Activity	Total Budget	Total Activity	Total Budget	YTD Activity	PJ	PROPOSED	2022-2023	
<b>Fund: 81 - JAIL COMMISSARY</b>											
<b>Revenue</b>											
<b>Department: 342 - CHARGES FOR SERVICES</b>											
<b>ReportGroup: 330 - Charges for Services</b>											
<a href="#">81-342-3427-0000</a>	RECEIPTS FROM INMATES	8,000.00	11,988.67	9,000.00	17,926.49	11,000.00	13,880.71	15,600.00	12,000.00	12,000.00	
<b>ReportGroup: 330 - Charges for Services Total:</b>		<b>8,000.00</b>	<b>11,988.67</b>	<b>9,000.00</b>	<b>17,926.49</b>	<b>11,000.00</b>	<b>13,880.71</b>	<b>15,600.00</b>	<b>12,000.00</b>	<b>12,000.00</b>	
<b>Department: 342 - CHARGES FOR SERVICES Total:</b>		<b>8,000.00</b>	<b>11,988.67</b>	<b>9,000.00</b>	<b>17,926.49</b>	<b>11,000.00</b>	<b>13,880.71</b>	<b>15,600.00</b>	<b>12,000.00</b>	<b>12,000.00</b>	
<b>Department: 360 - INTEREST</b>											
<b>ReportGroup: 350 - Miscellaneous Revenue</b>											
<a href="#">81-360-3600-0000</a>	INTEREST	10.00	73.33	10.00	32.92	10.00	53.90	105.00	100.00	100.00	
<b>ReportGroup: 350 - Miscellaneous Revenue Total:</b>		<b>10.00</b>	<b>73.33</b>	<b>10.00</b>	<b>32.92</b>	<b>10.00</b>	<b>53.90</b>	<b>105.00</b>	<b>100.00</b>	<b>100.00</b>	
<b>Department: 360 - INTEREST Total:</b>		<b>10.00</b>	<b>73.33</b>	<b>10.00</b>	<b>32.92</b>	<b>10.00</b>	<b>53.90</b>	<b>105.00</b>	<b>100.00</b>	<b>100.00</b>	
<b>Revenue Total:</b>		<b>8,010.00</b>	<b>12,062.00</b>	<b>9,010.00</b>	<b>17,959.41</b>	<b>11,010.00</b>	<b>13,934.61</b>	<b>15,705.00</b>	<b>12,100.00</b>	<b>12,100.00</b>	
<b>Expense</b>											
<b>Department: 565 - COMMISSARY EXPENSE</b>											
<b>ReportGroup: 410 - Supplies</b>											
<a href="#">81-565-4420-0000</a>	INMATE CLOTHING,SHEETS,LINE...	1,864.00	1,364.70	3,372.00	3,324.16	10,000.00	5,045.26	7,000.00	10,000.00	10,000.00	
<a href="#">81-565-4421-0000</a>	INMATE, SUPPLIES	6,636.00	6,635.33	5,628.00	5,627.56	6,000.00	5,734.92	6,000.00	6,000.00	6,000.00	
<b>ReportGroup: 410 - Supplies Total:</b>		<b>8,500.00</b>	<b>8,000.03</b>	<b>9,000.00</b>	<b>8,951.72</b>	<b>16,000.00</b>	<b>10,780.18</b>	<b>13,000.00</b>	<b>16,000.00</b>	<b>16,000.00</b>	
<b>ReportGroup: 420 - Other Services &amp; Charges</b>											
<a href="#">81-565-4950-0000</a>	UNCLASSIFIED	500.00	0.00	0.00	0.00	5,000.00	0.00	0.00	13,000.00	13,000.00	
<b>ReportGroup: 420 - Other Services &amp; Charges Total:</b>		<b>500.00</b>	<b>0.00</b>	<b>0.00</b>	<b>0.00</b>	<b>5,000.00</b>	<b>0.00</b>	<b>0.00</b>	<b>13,000.00</b>	<b>13,000.00</b>	
<b>Department: 565 - COMMISSARY EXPENSE Total:</b>		<b>9,000.00</b>	<b>8,000.03</b>	<b>9,000.00</b>	<b>8,951.72</b>	<b>21,000.00</b>	<b>10,780.18</b>	<b>13,000.00</b>	<b>29,000.00</b>	<b>29,000.00</b>	
<b>Expense Total:</b>		<b>9,000.00</b>	<b>8,000.03</b>	<b>9,000.00</b>	<b>8,951.72</b>	<b>21,000.00</b>	<b>10,780.18</b>	<b>13,000.00</b>	<b>29,000.00</b>	<b>29,000.00</b>	
<b>Fund: 81 - JAIL COMMISSARY Surplus (Deficit):</b>		<b>(990.00)</b>	<b>4,061.97</b>	<b>10.00</b>	<b>9,007.69</b>	<b>(9,990.00)</b>	<b>3,154.43</b>	<b>2,705.00</b>	<b>(16,900.00)</b>	<b>(16,900.00)</b>	

Budget - ADOPTED

For Fiscal: 2021-2022 Period Ending: 09/30/2022

		2019-2020	2019-2020	2020-2021	2020-2021	2021-2022	2021-2022	Defined Budgets		
		Total Budget	Total Activity	Total Budget	Total Activity	Total Budget	YTD Activity	2021-2022	2022-2023	2022-2023
								PJ	PROPOSED	2022-2023
<b>Fund: 92 - FLOOD CONTROL - JC DRAIN</b>										
<b>Revenue</b>										
<b>Department: 310 - PROPERTY TAXES</b>										
<b>ReportGroup: 300 - Taxes</b>										
<a href="#">92-310-3010-0000</a>	CURRENT TAXES	1,259,179.00	1,266,586.54	1,285,414.00	1,301,079.62	1,292,114.00	1,287,264.21	1,292,114.00	1,319,570.00	1,319,570.00
<a href="#">92-310-3020-0000</a>	TAXES - DELINQUENT	12,000.00	0.00	12,000.00	0.00	12,000.00	10,015.18	10,800.00	12,000.00	12,000.00
<a href="#">92-310-3040-0000</a>	PENALTY & INT ON DELINQ TAXES	10,000.00	0.00	10,000.00	0.00	10,000.00	8,974.89	9,500.00	10,000.00	10,000.00
<b>ReportGroup: 300 - Taxes Total:</b>		<b>1,281,179.00</b>	<b>1,266,586.54</b>	<b>1,307,414.00</b>	<b>1,301,079.62</b>	<b>1,314,114.00</b>	<b>1,306,254.28</b>	<b>1,312,414.00</b>	<b>1,341,570.00</b>	<b>1,341,570.00</b>
<b>Department: 310 - PROPERTY TAXES Total:</b>		<b>1,281,179.00</b>	<b>1,266,586.54</b>	<b>1,307,414.00</b>	<b>1,301,079.62</b>	<b>1,314,114.00</b>	<b>1,306,254.28</b>	<b>1,312,414.00</b>	<b>1,341,570.00</b>	<b>1,341,570.00</b>
<b>Revenue Total:</b>		<b>1,281,179.00</b>	<b>1,266,586.54</b>	<b>1,307,414.00</b>	<b>1,301,079.62</b>	<b>1,314,114.00</b>	<b>1,306,254.28</b>	<b>1,312,414.00</b>	<b>1,341,570.00</b>	<b>1,341,570.00</b>
<b>Expense</b>										
<b>Department: 690 - DRAINAGE &amp; FLOOD</b>										
<b>ReportGroup: 420 - Other Services &amp; Charges</b>										
<a href="#">92-690-4860-0000</a>	DRAINAGE, CO WIDE DRG DISTRIC	1,281,179.00	1,266,586.18	1,307,414.00	1,299,345.38	1,314,114.00	1,307,988.88	1,314,148.60	1,341,570.00	1,341,570.00
<b>ReportGroup: 420 - Other Services &amp; Charges Total:</b>		<b>1,281,179.00</b>	<b>1,266,586.18</b>	<b>1,307,414.00</b>	<b>1,299,345.38</b>	<b>1,314,114.00</b>	<b>1,307,988.88</b>	<b>1,314,148.60</b>	<b>1,341,570.00</b>	<b>1,341,570.00</b>
<b>Department: 690 - DRAINAGE &amp; FLOOD Total:</b>		<b>1,281,179.00</b>	<b>1,266,586.18</b>	<b>1,307,414.00</b>	<b>1,299,345.38</b>	<b>1,314,114.00</b>	<b>1,307,988.88</b>	<b>1,314,148.60</b>	<b>1,341,570.00</b>	<b>1,341,570.00</b>
<b>Expense Total:</b>		<b>1,281,179.00</b>	<b>1,266,586.18</b>	<b>1,307,414.00</b>	<b>1,299,345.38</b>	<b>1,314,114.00</b>	<b>1,307,988.88</b>	<b>1,314,148.60</b>	<b>1,341,570.00</b>	<b>1,341,570.00</b>
<b>Fund: 92 - FLOOD CONTROL - JC DRAIN Surplus (Deficit):</b>		<b>0.00</b>	<b>0.36</b>	<b>0.00</b>	<b>1,734.24</b>	<b>0.00</b>	<b>(1,734.60)</b>	<b>(1,734.60)</b>	<b>0.00</b>	<b>0.00</b>
<b>Report Surplus (Deficit):</b>		<b>(1,365,189.38)</b>	<b>1,971,128.74</b>	<b>(2,306,230.98)</b>	<b>2,998,749.36</b>	<b>(5,323,816.96)</b>	<b>1,940,788.25</b>	<b>2,048,495.68</b>	<b>(2,939,977.31)</b>	<b>(3,986,748.31)</b>

**Fund Summary**

Fund	2019-2020		2020-2021		2021-2022		Defined Budgets		2022-2023	
	Total Budget	Total Activity	Total Budget	Total Activity	Total Budget	YTD Activity	2021-2022 PJ	PROPOSED	2022-2023	
10 - GENERAL	(49,207.03)	641,431.82	107,992.00	317,528.37	(31,300.42)	938,327.49	399,685.13	404,323.00	0.00	
12 - PERMANENT IMPROVEMENT	(113,270.00)	194,534.37	(345,104.00)	154,481.10	(418,000.00)	12,907.95	(34,856.00)	(412,504.00)	(412,504.00)	
15 - COMMISSARY TELEPHONE	(19,293.70)	(1,701.14)	23,211.00	32,960.72	(21,594.00)	18,360.64	22,100.48	(30,938.00)	(30,938.00)	
17 - DISTRICT ATTORNEY-HOT CHK	(3,131.00)	125.71	(3,276.00)	150.00	(3,294.00)	(2,021.14)	(2,019.90)	(1,963.00)	(1,963.00)	
18 - ELECTIONS ADMINISTRATION	(4,055.00)	103,695.01	(110,697.00)	(35,178.56)	(73,082.00)	1,431.60	1,454.46	(73,983.00)	(73,983.00)	
19 - FORFEITURE-DIST ATTORNEY	(23,433.00)	(1,617.26)	(38,266.00)	(35,996.35)	(60,671.00)	(47,014.60)	(52,366.36)	(67,463.00)	(69,445.00)	
21 - FORFEITURE-SHERIFF	(5,864.00)	2,217.75	(6,820.00)	(540.86)	(5,771.00)	(571.52)	(396.70)	(12,800.00)	(12,800.00)	
23 - TECHNOLOGY FUND	(2,097.00)	102.04	(3,100.00)	1,513.76	(4,625.00)	(1,581.78)	(1,115.45)	(3,600.00)	(3,600.00)	
24 - JUV PROB DISCRETIONARY	(1,000.00)	1,100.00	(1,800.00)	635.00	(3,000.00)	(1,602.50)	(3,150.00)	(1,483.00)	(1,483.00)	
25 - JUVENILE PROBATION GRANTS	(1,100.00)	765.59	(1,910.00)	(2,107.38)	(975.00)	(4,150.68)	7,263.21	(1,000.00)	(1,000.00)	
26 - LAW LIBRARY	1,600.00	3,189.64	1,200.00	(1,372.83)	(1,600.00)	(3,126.47)	(3,189.00)	(5,258.00)	(5,258.00)	
27 - LEOSE-LAW ENF OFFICERS ED	(3,174.76)	1,098.36	(4,273.12)	(908.31)	(2,968.54)	(288.94)	(288.94)	(2,977.31)	(2,977.31)	
28 - LIBRARY-MEMORIAL FUND	(2,350.00)	(750.73)	(3,050.00)	291.32	(3,156.00)	(380.60)	(900.20)	(3,080.00)	(3,080.00)	
29 - RECORDS MGT- COUNTY CLERK	(21,654.88)	11,546.86	(37,450.00)	23,256.21	(22,574.00)	54,423.74	56,910.00	(32,470.00)	(32,470.00)	
30 - RECORDS MGT - COUNTY	(5,327.00)	(2,703.40)	(500.00)	3,392.96	(5,800.00)	1,311.55	1,408.00	(7,400.00)	(7,400.00)	
31 - RECORDS MGT - DIST CLERK	(2,208.00)	(863.91)	(770.00)	810.83	(2,000.00)	(1,246.47)	(1,581.91)	(3,494.00)	(3,494.00)	
32 - SECURITY FUND	178.00	9,517.25	(6,157.00)	13,845.75	(16,201.00)	(656.56)	(1,435.90)	(17,719.00)	(17,719.00)	
33 - CRTHSE SECURITY - JPS	0.00	833.17	(680.00)	1,563.51	(2,400.00)	129.10	(482.32)	(1,700.00)	(1,700.00)	
34 - CHILD ABUSE PREVENTION	(125.00)	75.85	200.00	(171.37)	20.00	(170.29)	(135.00)	100.00	100.00	
35 - CHILD WELFARE	(2,375.00)	99.34	(2,464.00)	8.11	(2,497.00)	(670.01)	(1,350.00)	(2,750.00)	(2,750.00)	
36 - HISTORICAL COMMISSION	(33,300.00)	544.40	(33,868.00)	(97.55)	(33,880.00)	(1,328.39)	(1,188.00)	(32,570.00)	(32,570.00)	
37 - MEDIATION FUND	0.00	0.00	0.00	1,676.00	(2,626.00)	1,000.00	1,000.00	(4,000.00)	(4,000.00)	
39 - BRIDGE REPLACEMENT	(137,300.00)	52,192.30	(189,470.00)	50,225.21	(238,820.00)	51,082.17	51,800.00	(290,742.00)	(290,742.00)	
40 - HIGHWAY	(24,359.00)	14,052.11	(23,022.01)	452,355.65	(603,612.00)	(620,685.32)	(257,950.57)	(177,608.00)	(177,608.00)	
41 - ROAD & BRIDGE GEN NO. 1	(61,400.00)	774.39	(68,300.00)	1,250.64	(70,660.00)	(10,799.50)	(42,081.48)	0.00	(28,340.00)	
42 - ROAD & BRIDGE GEN NO. 2	(92,550.00)	85,916.06	(170,000.00)	(86,103.45)	(76,594.00)	51,564.89	19,339.90	0.00	(109,000.00)	
43 - ROAD & BRIDGE GEN NO. 3	(29,924.00)	3,863.09	(29,000.00)	66,772.79	(100,559.00)	91,996.28	68,963.90	0.00	(168,976.00)	
44 - ROAD & BRIDGE GEN NO. 4	(10,230.00)	120,785.87	(125,500.00)	190,433.54	(285,200.00)	63,225.65	26,341.43	0.00	(347,000.00)	
45 - ROAD & BRIDGE LATERAL RD	0.00	5,220.30	0.00	(5,220.30)	0.00	0.00	0.00	0.00	0.00	
50 - PCT#1 EQUIPMENT REPLACMNT	(1,466.00)	10,712.82	(12,150.00)	20,334.81	(32,513.00)	(24,187.34)	20,334.00	(52,845.00)	(52,845.00)	
51 - PCT#2 EQUIPMENT REPLACMNT	(2,790.00)	(579.28)	(2,210.00)	135,836.10	(138,056.00)	20,616.71	21,016.00	(159,000.00)	(159,000.00)	
52 - PCT#3 EQUIPMENT REPLACMNT	(3,167.00)	3,418.44	(6,475.00)	(1,054.17)	(5,150.00)	20,085.59	20,155.00	(25,600.00)	(25,600.00)	
53 - PCT#4 EQUIPMENT REPLACMNT	(82,030.00)	16,330.82	(98,675.00)	5,045.07	(142,840.00)	20,455.99	20,795.00	(124,300.00)	(124,300.00)	
55 - CONSTRUCTION GRANTS	(0.45)	(2,254.30)	0.00	(10,001.42)	0.00	(426,335.12)	12,613.92	0.00	0.00	
57 - ABANDONED MOTOR VEHICLE	(4,500.00)	8,234.42	(4,100.00)	7,406.81	(12,300.00)	(5,739.32)	(6,292.00)	(12,300.00)	(12,300.00)	
65 - TRUANCY PREV & DIVERSION	0.00	3,415.28	(3,300.00)	6,422.89	(10,135.00)	4,040.47	4,188.96	(14,000.00)	(14,000.00)	
66 - CO SPECIALTY COURT	0.00	1,113.95	(550.00)	3,511.20	(4,200.00)	3,153.79	3,240.00	(7,800.00)	(7,800.00)	
70 - AMERICAN RESCUE PLAN (ARP)	0.00	0.00	0.00	1,434,668.84	(1,433,985.00)	1,440,053.87	1,445,383.30	(1,749.00)	(1,749.00)	
71 - FED & STATE RELIEF	0.00	55,497.72	(100,449.85)	(15,726.39)	(68,315.00)	(29,786.99)	(17,217.64)	(79,844.00)	(66,994.00)	
72 - COASTAL PROTECTION	(608,320.00)	508,217.64	(997,700.00)	267,828.85	(1,355,550.00)	313,873.70	263,045.00	(1,645,500.00)	(1,645,500.00)	

**Budget - ADOPTED**

**For Fiscal: 2021-2022 Period Ending: 09/30/2022**

80 - AIRPORT	(14,975.56)	116,914.06	(7,757.00)	(11,719.67)	(17,343.00)	13,670.78	8,484.96	(17,060.00)	(17,060.00)
81 - JAIL COMMISSARY	(990.00)	4,061.97	10.00	9,007.69	(9,990.00)	3,154.43	2,705.00	(16,900.00)	(16,900.00)
92 - FLOOD CONTROL - JC DRAIN	0.00	0.36	0.00	1,734.24	0.00	(1,734.60)	(1,734.60)	0.00	0.00
<b>Report Surplus (Deficit):</b>	<b>(1,365,189.38)</b>	<b>1,971,128.74</b>	<b>(2,306,230.98)</b>	<b>2,998,749.36</b>	<b>(5,323,816.96)</b>	<b>1,940,788.25</b>	<b>2,048,495.68</b>	<b>(2,939,977.31)</b>	<b>(3,986,748.31)</b>

COUNTY OF JACKSON, TEXAS  
2023 PROPOSED BUDGET

*CAPITAL OUTLAY*

**CAPITAL EXPENDITURES BUDGET - 2023 FISCAL YEAR**

**Adopted**

**COUNTY OF JACKSON, TEXAS**

<b>FUND</b>	<b>DEPT</b>	<b>ITEM</b>	<b>DESCRIPTION/JUSTIFICATION</b>	<b>REQUESTED</b>	<b>APPROVED</b>	<b>PRIORITY</b>	
10	437	District Attorney	Computer	Replace to update	1,500.00	\$1,500	High
		<b>District Attorney Total</b>			<b>1,500.00</b>	<b>\$1,500</b>	
10	450	District Clerk	Computer	Replace to update (3) @ \$1,500 ea; 2 approved	4,500.00	\$3,000	
		<b>District Clerk Total</b>			<b>4,500.00</b>	<b>\$3,000</b>	
10	455	Justice of the Peace #1	Computer	Replace to update	1,500.00	\$1,500	Medium
		<b>Justice of the Peace #1 Total</b>			<b>1500.00</b>	<b>\$1,500</b>	
10	495	Auditor	Computer	Replace to update	1,500.00	\$1,500	High
		<b>Auditor Total</b>			<b>1,500.00</b>	<b>\$1,500</b>	
10	497	Treasurer	Computer	Replace to update	1,500.00	\$1,500	High
		<b>Treasurer Total</b>			<b>1,500.00</b>	<b>\$1,500</b>	
10	499	Tax Collector	Computer	Replace to update (3) @ \$1,500 ea.	4,500.00	\$4,500	High
10	499	Tax Collector	Desk	Desks - <b>MOVE TO ARPA FUND 70</b>	20,000.00	\$0	
10	499	Tax Collector	Server	Servers (2) CAD pay over 3 yrs	5,177.00	\$5,177	
		<b>Tax Collector Total</b>			<b>29,677.00</b>	<b>\$9,677</b>	
10	510	Public Facilities	Computer	Replace to update	1,500.00	\$1,500	High
		<b>Public Facilities Total</b>			<b>1,500.00</b>	<b>\$1,500</b>	
10	560	Sheriff	Vehicle	Tahoe, Patrol Rotation (1) <b>MOVE TO TELEPHONE COMMISSARY</b>	50,000.00	\$0	High
			Range	Range improvements - <b>MARSHALL-JOHNSON GRANT</b>		\$10,246	
10	560	Sheriff	Radio	Radios, in-car (4) @ \$6,487 ea <b>LONE STAR GRANT</b>	25,948.00	\$25,948	
10	560	Sheriff	Computer	Replace to update. TLETS, AIO computer	2,500.00	\$2,500	High
		<b>Sheriff Total</b>			<b>78,448.00</b>	<b>\$38,694</b>	
10	561	Jail	Gutter	Replace 450 ft - to mitigate water damage (FY21)		\$9,000	High
10	561	Jail	Vehicle	Transport Vehicle - 15 passenger van		\$55,000	High
		<b>Jail Total</b>			<b>-</b>	<b>\$64,000</b>	
10	570	Juvenile Probation	Computer	Replace to update	1,500.00	\$1,500	High
10	570	Juvenile Probation	Vehicle	Department Vehicle	8,000.00	\$0	Medium
		<b>Juvenile Probation Total</b>			<b>9,500.00</b>	<b>\$1,500</b>	



**CAPITAL EXPENDITURES BUDGET - 2023 FISCAL YEAR**

**Adopted**

**COUNTY OF JACKSON, TEXAS**

<b>FUND</b>	<b>DEPT</b>	<b>ITEM</b>	<b>DESCRIPTION/JUSTIFICATION</b>	<b>REQUESTED</b>	<b>APPROVED</b>	<b>PRIORITY</b>	
10	595	Sanitation	Compactor	Octagon Receiver Box 40 cyd (Compactor)	10,200.00	\$10,200	High
10	595	Sanitation	Compactor	Stationary Compactor 2 cu. yd. - Recycle (includes electrical work)	22,451.00	\$22,451	High
		<b>Sanitation Total</b>			<b>32,651.00</b>	<b>\$32,651</b>	
10	600	Permitting	Computer	Replace to update, includes widescreen monitor	1,900.00	\$1,900	High
		<b>Permitting Total</b>			<b>1,900.00</b>	<b>\$1,900</b>	
10	650	Library	Computer	Replace to update- Public computer (2) @ \$1500 ea.	3,000.00	\$3,000	High
		<b>Library Total</b>			<b>3,000.00</b>	<b>\$3,000</b>	
		<b>GRAND TOTAL</b>		<b>TOTAL FUND 10</b>	<b>167,176.00</b>	<b>\$161,922</b>	

**CAPITAL EXPENDITURES BUDGET - 2023 FISCAL YEAR**

**Adopted**

**COUNTY OF JACKSON, TEXAS**

<b>FUND</b>	<b>DEPT</b>	<b>ITEM</b>	<b>DESCRIPTION/JUSTIFICATION</b>	<b>REQUESTED</b>	<b>APPROVED</b>	<b>PRIORITY</b>	
12	516	Permanent Improve	Parking Lot	Courthouse: Pave and stripe Parking	12,000.00	\$16,500	From FY22
12.	516	Permanent Improve	Building	Museum: Jail Renovation	500,000.00	\$887,000	
12	516	Permanent Improve	Glass	Courthouse: Structural Engineer	187,000.00	\$25,000	
12	516	Permanent Improve	A/C	Serv Bld: Auditorium - 2 units @ \$15,000		\$30,000	High
12	516	Permanent Improve	A/C	Replace - Dist Atty	13,700.00	\$13,700	High
		<b>Permanent Improvement Total</b>			<b>712,700.00</b>	<b>\$972,200</b>	
15	563	Comm Telephone	Vehicle	Replace Tahoe <b>MOVE FROM GENERAL</b>		\$50,000	High
		<b>Commissary Telephone Total</b>			<b>0.00</b>	<b>\$50,000</b>	
29	403	County Clerk Records MGT	Files	Filing Cabinet - Fireproof		\$1,500	
		<b>County Clerk Records MGT Total</b>			<b>0.00</b>	<b>\$1,500</b>	
39	610	Bridge Replacement	Bridge	Replace bridge(s)	289,000.00	\$342,742	
		<b>Bridge Replacement Total</b>			<b>289,000.00</b>	<b>\$342,742</b>	
43	613	Precinct #3	Computer	Replace to update	1,500.00	\$1,500	
		<b>Precinct #3 Total</b>			<b>1,500.00</b>	<b>\$1,500</b>	
50	611	P1 Equip Replacement	Water Tank	Water tank - 2500 gal.	12,000.00	\$12,000	
50	611	P1 Equip Replacement	Truck	Truck - Ford F350; ordered 10/21		\$44,382	
50	611	P1 Equip Replacement	Mower	Zero turn mower - 54" deck	5,200.00	\$5,200	
50	611	P1 Equip Replacement	Trailer	Trailer, Hydraulic Flat Bed		\$8,000	
50	611	P1 Equip Replacement	Not Specified	Not Specified		\$3,500	
		<b>Precinct #1 Total Equip Replacement</b>			<b>17,200.00</b>	<b>\$73,082</b>	
51	612	P2 Equip Replacement	Gradall	Gradall XL 3100	178,056.00	\$179,700	
51	612	P2 Equip Replacement	Not Specified	Not Specified		\$0	
		<b>Precinct #2 Total Equip Replacement</b>			<b>178,056.00</b>	<b>\$179,700</b>	
52	613	P3 Equip Replacement	Vehicle	Pickup	25,000.00	\$25,000	
52	613	P3 Equip Replacement	Not Specified	Not Specified	20,200.00	\$20,800	
		<b>Precinct #3 Total Equip Replacement</b>			<b>45,200.00</b>	<b>\$45,800</b>	

**CAPITAL EXPENDITURES BUDGET - 2023 FISCAL YEAR**

**Adopted**

**COUNTY OF JACKSON, TEXAS**

<b>FUND</b>	<b>DEPT</b>	<b>ITEM</b>	<b>DESCRIPTION/JUSTIFICATION</b>	<b>REQUESTED</b>	<b>APPROVED</b>	<b>PRIORITY</b>	
53	614	P4 Equip Replacement	Skid Steer	Skid Steer Track Machine with bucket fork grapple	61,000.00	\$61,000	
53	614	P4 Equip Replacement	Reclaimer	40' Reclaimer grind up asphalt - road shoulders	21,000.00	\$21,000	
53	614	P4 Equip Replacement	Fogger	London Fogger - mosquito fogger w/ remote	4,100.00	\$4,100	
53	614	P4 Equip Replacement	Equipment	Roller, pad foot motorized	60,000.00	\$60,000	
53	614	P4 Equip Replacement	Not Specified	Not Specified - adjust to amt available	(1,733.00)	(1,100)	
		<b>Precinct #4 Total Equip Replacement</b>			<b>144,367.00</b>	<b>\$145,000</b>	
70	499	American Rescue	Furniture	Desks for Tax Office		\$21,000	
70	516	American Rescue	Not Specified	Not Specified	2,173,847.00	\$457,881	
70	590	American Rescue	Water/Sewer	Water & Sewer Improvements	500,000.00	\$300,000	
		<b>American Rescue Fund Total</b>			<b>2,673,847.00</b>	<b>\$778,881</b>	
71	409	<b>Federal/State Grant</b>	Not Specified	Not Specified (match BPV)	70,000.00	\$57,150	
		<b>Federal/State Grant Total</b>			<b>70,000.00</b>	<b>\$57,150</b>	
72	660	Coastal Projects	Bulkhead	Carancahua Bulkhead	825,000.00	\$754,000	
72	660	Coastal Projects	Boardwalk	Replace Boardwalk & Ramp Destroyed by Hurricane Harvey	75,000.00	\$102,500	
72	660	Coastal Projects	Engineering	Construction Manangement - Bulkhead/Boardwalk		\$19,000	
72	660	Coastal Projects	Dredging	Carancahua dredging - <b>MOVE TO CONTRACT SERV</b>	150,000.00	\$0	
		<b>Coastal Projects</b>			<b>1,050,000.00</b>	<b>\$875,500</b>	
				<b>GRAND TOTAL - ALL FUNDS</b>	<b>5,349,046.00</b>	<b>\$3,684,977</b>	

**CAPITAL EXPENDITURES INVENTORY ONLY BUDGET - 2023 FISCAL YEAR  
COUNTY OF JACKSON, TEXAS**

*Proposed*

FUND	DEPT	ITEM	DESCRIPTION/JUSTIFICATION	REQUESTED	APPROVED	PRIORITY
10 456	JP #2	Printer	Replace to update (2) @ \$375 ea	\$750	\$750	Medium
	<b>JP #2 Inventory Total</b>			<b>\$750</b>	<b>\$750</b>	
10 495	Auditor	Printer	Printer	\$500	\$500	
	<b>Auditor Inventory Total</b>			<b>\$500</b>	<b>\$500</b>	
10 497	Treasurer	Printer	Replace to update	\$600	\$600	
	<b>Treasurer Inventory Total</b>			<b>\$600</b>	<b>\$600</b>	
10 560	Sheriff	Vest	Replace BP Vest according to Schedule (4) @ \$556 ea. (supposed to be 50%, actually less than due to certain funding limitations)	\$2,224	\$2,224	
	<b>Sheriff Inventory Total</b>			<b>\$2,224</b>	<b>\$2,224</b>	
10 570	Juvenile Probation	Taser	Taser (2) - protection/self defense @ \$500 ea.	\$1,000	\$0	
10 570	Juvenile Probation	Surveillance camera	Surveillance camera (1) - Lobby	\$200	\$0	
	<b>Juvenile Probation Inventory Total</b>			<b>\$1,200</b>	<b>\$0</b>	
10 578	Adult Probation	Printer	Replace to update	\$575	\$575	
	<b>Adult Probation Inventory Total</b>			<b>\$575</b>	<b>\$575</b>	
10 665	Extension	Printer	Cost Share	\$400	\$400	
10 665	Extension	Computer	Cost Share	\$900	\$900	
	<b>Extension Inventory Total</b>			<b>\$1,300</b>	<b>\$1,300</b>	
44 614	Precinct #4	Water Heater	Water heater - on demand	\$1,000	\$1,000	
	<b>Precinct #4 Inventory Total</b>			<b>\$1,000</b>	<b>\$1,000</b>	
71 409	Federal/State Grant	Inventory	Not specified	\$2,500	\$0	
	<b>Federal/State Grant Inventory Total</b>			<b>\$3,500</b>	<b>\$0</b>	
<b>TOTAL - INVENTORY :</b>				<b>\$10,649</b>	<b>\$6,949</b>	

**VEHICLE INVENTORY TAX BUDGET - 2023 FISCAL YEAR  
JACKSON COUNTY TAX ASSESSOR-COLLECTOR**

FUND	DEPT	ITEM	DESCRIPTION/JUSTIFICATION	REQUESTED	APPROVED	PRIORITY
	Vehicle Inventory Tax	Miscellaneous		\$275	\$275	
<b>TOTAL - VIT :</b>				<b>\$275</b>	<b>\$275</b>	